



KEMENTERIAN EKONOMI
JABATAN PERANGKAAN MALAYSIA

PERANGKAAN PERDAGANGAN LUAR NEGERI SABAH

SABAH EXTERNAL TRADE STATISTICS

2024



JABATAN PERANGKAAN MALAYSIA, NEGERI SABAH
DEPARTMENT OF STATISTICS MALAYSIA, SABAH



**KEMENTERIAN EKONOMI
JABATAN PERANGKAAN MALAYSIA**

**PERANGKAAN PERDAGANGAN LUAR NEGERI SABAH
SABAH EXTERNAL TRADE STATISTICS
2024**

Pemakluman

Jabatan Perangkaan Malaysia (DOSM) telah melancarkan OpenDOSM NextGen sebagai medium yang menyediakan katalog data dan visualisasi bagi memudahkan pengguna menganalisis pelbagai data dan boleh diakses melalui portal <https://open.dosm.gov.my>.

DOSM sedang menjalankan Banci Pertanian 2024. Sila layari <https://www.myagricensus.gov.my> untuk maklumat lanjut. Tema adalah "Banci Pertanian, Kunci Kemajuan Pertanian".

Kerajaan Malaysia telah mengisytiharkan Hari Statistik Negara (MyStats Day) pada 20 Oktober setiap tahun. Tema sambutan MyStats Day adalah "Statistik Nadi Kehidupan". DOSM menyambut ulang tahun ke 75 Jubli Intan pada tahun 2024.

Announcement

The Department of Statistics Malaysia (DOSM) has launched OpenDOSM NextGen as a medium that provides a catalogue of data and visualisations to facilitate users' analysis of various data and can be accessed through <https://open.dosm.gov.my>.

DOSM is conducting the Agriculture Census 2024. Please visit <https://www.myagricensus.gov.my> for more information. The theme is "Agriculture Census, Key to Agricultural Development".

The Government of Malaysia has declared National Statistics Day (MyStats Day) on October 20th each year. MyStats Day theme is "Statistics is the Essence of Life". DOSM commemorates its 75th Diamond Jubilee in 2024.

Diterbitkan oleh / *Published by:*

Jabatan Perangkaan Malaysia, Negeri Sabah

Department of Statistics Malaysia, Sabah

Aras1-3, Blok C,

Kompleks Pentadbiran Kerajaan Persekutuan Sabah,

Jalan UMS,

Beg Berkunci 2046,

88999 Kota Kinabalu,

Sabah, MALAYSIA.

Tel. : 088 - 484602

Faks / Fax : 088 - 484659

Portal : <https://www.dosm.gov.my>

Facebook / Twitter / Instagram : StatsMalaysia

Emel / Email : info@dosm.gov.my (pertanyaan umum / *general enquiries*)

data@dosm.gov.my (pertanyaan & permintaan data /
data request & enquiries)

Harga / Price : RM 40.00

Diterbitkan pada Julai 2024 / *Published on July 2024*

Hakcipta terpelihara / All rights reserved

Tiada bahagian daripada terbitan ini boleh diterbitkan semula, disimpan untuk pengeluaran atau ditukar dalam apa-apa bentuk atau alat apa jua pun kecuali setelah mendapat kebenaran daripada Jabatan Perangkaan Malaysia.

Pengguna yang mengeluarkan sebarang maklumat dari terbitan ini sama ada yang asal atau diolah semula hendaklah meletakkan kenyataan berikut:

“Sumber : Jabatan Perangkaan Malaysia”.

No part of this publication may be reproduced or distributed in any form or by any means or stored in data base without the prior written permission from Department of Statistics, Malaysia.

Users reproducing content of this publication with or without adaptation should quote the following:

“Source: Department of Statistics, Malaysia”.

ISSN : 0128-0368

KATA PENGANTAR

Perangkaan Perdagangan Luar Negeri Sabah 2024 menyediakan statistik berkaitan import dan eksport barangan bagi tahun rujukan 2023. Penerbitan ini membentangkan prestasi perdagangan luar Negeri Sabah dengan negara-negara lain dan perdagangan antara wilayah (Sarawak dan Semenanjung Malaysia) mengikut klasifikasi komoditi terperinci.

Penyusunan statistik ini selaras dengan garis panduan berdasarkan *International Merchandise Trade Statistics: Concepts and Definitions* (IMTS) 2010 daripada Pertubuhan Bangsa-Bangsa Bersatu. Klasifikasi barangan yang disusun adalah berdasarkan *Harmonized Commodity Description and Coding System* (HS) 2017 & 2022 dan *Standard International Trade Classification* (SITC) Rev. 4.

Statistik dalam penerbitan ini boleh membantu agensi kerajaan bagi tujuan membuat perancangan dan penggubalan dasar, pemantauan, serta penilaian keberkesanan program pembangunan negara. Selain itu, ia dapat membantu ahli ekonomi, ahli akademik dan individu yang menggunakan statistik ini bagi membuat analisis atau penyelidikan.

Penerbitan ini meliputi tiga bahagian. Ringkasan penemuan prestasi perdagangan Sabah 2023 dipaparkan di bahagian pertama. Bahagian kedua membentangkan jadual statistik terperinci antaranya eksport dan import mengikut seksyen, bahagian, dan kumpulan barangan; negara asal dan negara yang dituju; serta barangan utama dan terpilih. Manakala nota teknikal yang mengandungi konsep dan definisi serta kata singkatan terdapat di bahagian ketiga bagi memudahkan pengguna memahami statistik yang diterbitkan.

Jabatan Perangkaan Malaysia merakamkan setinggi-tinggi penghargaan atas kerjasama yang diberikan oleh semua pihak dalam merealisasikan penerbitan ini terutamanya Jabatan Kastam Diraja Malaysia. Setiap maklum balas dan cadangan untuk penambahbaikan penerbitan ini pada masa hadapan amat dihargai.

DATO' SRI DR. MOHD UZIR MAHIDIN

Ketua Perangkawan Malaysia

Julai 2024

PREFACE

Sabah External Trade Statistics 2024 provides statistics pertaining to merchandise imports and exports for the reference year 2023. This publication presents Sabah's trade performance with other countries as well as inter-regional trade (Sarawak and Peninsular Malaysia) according to detailed commodity classification.

The compilation of these statistics is in accordance with the guidelines of the International Merchandise Trade Statistics: Concepts and Definitions (IMTS) 2010 from the United Nations. The classification of goods compiled is based on the Harmonized Commodity Description and Coding System (HS) 2022 and the Standard International Trade Classification (SITC) Rev. 4.

Statistics in this publication could assist government agencies in the planning and formulation of policies, monitoring, as well as evaluation of the effectiveness of national development programs. In addition, it can help economists, academicians, and individuals who use these statistics for analysis or research

This publication is divided into three parts. A summary of findings for Sabah's trade performance in 2023 is presented in the first section. The second part provides detailed statistical tables, including exports and imports by section, division, and group of products; country of origin and country of destination; as well as major and selected products. Meanwhile, the technical notes, which include concepts and definitions, and abbreviations, are provided in the third part to facilitate a better understanding of the published statistics.

The Department of Statistics Malaysia expresses its highest appreciation for the cooperation given by all parties in realising this publication, especially the Royal Malaysian Customs Department. Any feedback and suggestions for future improvements to this publication are greatly appreciated.

DATO' SRI DR. MOHD UZIR MAHIDIN

Chief Statistician of Malaysia

July 2024



❖ **KANDUNGAN**

❖ *CONTENTS*

KANDUNGAN

CONTENTS

Muka Surat
Page

Kata Pengantar
Preface

i

Bahagian 1
Part 1

Ringkasan Penemuan
Summary of Findings

vii

Bahagian 2
Part 2

Jadual Statistik
Statistical Tables

- | | | |
|----------|---|----|
| 1 | Eksport, Eksport Domestik, Import, Jumlah Dagangan Dan Imbangan Dagangan, 2003-2023
<i>Exports, Domestic Exports, Imports, Total Trade And Balance Of Trade, 2003-2023</i> | 1 |
| 2 | Eksport, Eksport Domestik Dan Import Mengikut Seksyen Barangan, 2021-2023
<i>Exports, Domestic Exports And Imports By Commodity Sections, 2021-2023</i> | 2 |
| 3 | Eksport, Eksport Domestik Dan Import Mengikut Bahagian Barangan (RM Ribu), 2021-2023
<i>Exports, Domestic Exports And Imports By Commodity Divisions (RM Thousand), 2021-2023</i> | 3 |
| 4 | Eksport Dan Import Mengikut Kumpulan Barangan (RM Ribu), 2019-2023
<i>Exports And Imports By Commodity Groups (RM Thousand), 2019-2023</i> | 6 |
| 5 | Eksport Dan Import Mengikut Negara Asal Dan Yang Dituju (RM Ribu) 2016-2023
<i>Exports And Imports By Country Of Origin And Destination (RM Thousand) 2016-2023</i> | 18 |
| 6 | Eksport Dan Import Mengikut Kumpulan Ekonomi (RM Ribu), 2019-2023
<i>Exports And Imports By Economics Grouping (RM Thousand), 2019-2023</i> | 32 |

KANDUNGAN

CONTENTS

	Muka Surat <i>Page</i>
7 Eksport Dan Import Mengikut Sektor Dan Barangan Terpilih (RM Ribu), 2021-2023 <i>Exports And Imports By Sector And Selected Commodities (RM Thousand), 2021-2023</i>	34
8 Eksport Barangan Utama Dan Terpilih, 2020-2023 <i>Export Of Major And Selected Commodities, 2020-2023</i>	36
9 Import Barangan Utama Dan Terpilih, 2020-2023 <i>Import Of Major And Selected Commodities, 2020-2023</i>	38
10 (A) Eksport Dan Import Mengikut Seksyen Barangan Antara Semenanjung Malaysia Dengan Sabah Dan Sarawak (RM Juta), 2019-2023 <i>Exports And Imports By Section Of Goods Between Peninsular Malaysia And Sabah And Sarawak (RM Million), 2019-2023</i>	44
10 (B) Eksport Dan Import Mengikut Seksyen Barangan Antara Sabah Dengan Semenanjung Malaysia Dan Sarawak (RM Ribu), 2019-2023 <i>Exports And Imports By Section Of Goods Between Sabah And Peninsular Malaysia And Sarawak (RM Thousand), 2019-2023</i>	45
10 (C) Eksport Dan Import Mengikut Seksyen Barangan Antara Sarawak Dengan Semenanjung Malaysia Dan Sabah (RM Juta), 2019-2023 <i>Exports And Imports By Section Of Goods Between Sarawak And Peninsular Malaysia And Sabah (RM Million), 2019-2023</i>	46
11 Eksport Dan Import Mengikut Mod Pengangkutan Bagi Saluran Terpilih (RM Ribu), 2019-2023 <i>Exports And Imports By Mode Of Transport For Selected Channels (RM Thousand), 2019-2023</i>	47
12 Eksport Dan Import Negeri Mengikut Pintu Keluar Dan Masuk (RM Ribu), 2019-2023 <i>Exports And Imports By State Based On Exit And Entry Points (RM Thousand), 2019-2023</i>	48
13 Perdagangan Langsung Luar Negeri Dan Perdagangan Dengan Dan Melalui Singapura (Eksport, Import, Dan Imbangan Perdagangan) (RM Ribu), 2019-2023 <i>Direct Foreign Trade And Trade With And Via Singapore (Exports, Imports, And Balance Of Trade) (RM Thousand), 2019-2023</i>	49

KANDUNGAN

CONTENTS

	Muka Surat <i>Page</i>
14 Eksport Barangan Mengikut Klasifikasi Kategori Ekonomi Umum (RM Ribu), 2019-2023 <i>Exports Of Commodities By Broad Economic Categories Classifications (RM Thousand), 2019-2023</i>	50
15 Import Barangan Mengikut Klasifikasi Kategori Ekonomi Umum (RM Ribu), 2019-2023 <i>Imports Of Commodities By Broad Economic Categories Classifications (RM Thousand), 2019-2023</i>	52
16 Import Mengikut Penggunaan Akhir (RM Ribu), 2019-2023 <i>Imports By End Use (RM Thousand), 2019-2023</i>	54
17 Eksport Barangan Utama Dan Terpilih Mengikut Negara (RM Ribu), 2019-2023 <i>Exports Of Major And Selected Commodities By Country (RM Thousand), 2019-2023</i>	56
18 Import Barangan Utama Dan Terpilih Mengikut Negara (RM Ribu), 2019-2023 <i>Imports Of Major And Selected Commodities By Country (RM Thousand), 2019-2023</i>	61
19 Eksport, Eksport Semula, Dan Import Mengikut Kumpulan, Bahagian Dan Seksyen Barangan Bagi Asean (RM Ribu), 2022-2023 <i>Exports, Re-Exports, And Imports By Commodity Groups, Divisions, And Sections For Asean (RM Thousand), 2022-2023</i>	67
20 Eksport, Eksport Semula Dan Import Mengikut Kumpulan, Bahagian, Dan Seksyen Barangan Bagi 10 Rakan Dagangan Utama (RM Ribu), 2022-2023 <i>Exports, Re-Exports, And Imports Commodity Groups, Divisions, And Sections For Top 10 Trading Partners (RM Thousand), 2022-2023</i>	80
21 Purata Kadar Pertukaran, 2016-2023 <i>Average Exchange Rates, 2016-2023</i>	164

Bahagian 3

Part 3

Nota Teknikal

Technical Notes

165

Singkatan

Abbreviations

179

Muka surat ini sengaja dibiarkan kosong.
This page is deliberately left blank.



BAHAGIAN 1
❖ **RINGKASAN PENEMUAN**

PART 1
❖ *SUMMARY OF FINDINGS*

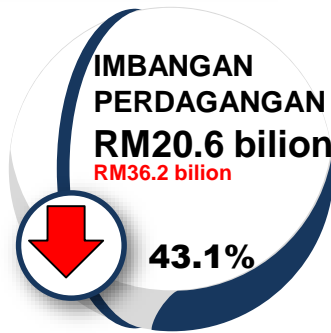
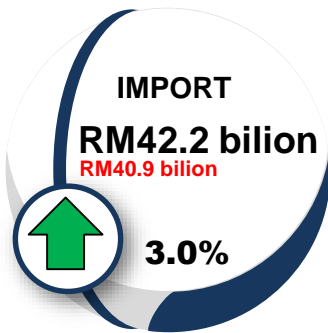
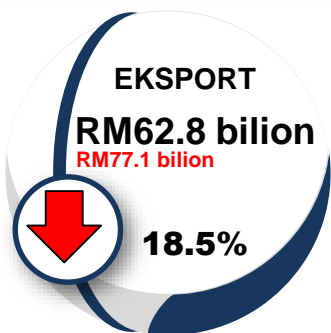




STATISTIK PERDAGANGAN LUAR NEGERI SABAH 2023

JUMLAH PERDAGANGAN PADA TAHUN 2023 MENCATATKAN NILAI **RM105 BILION**, MENURUN 11.1 PERATUS DARIPADA RM118 BILION.

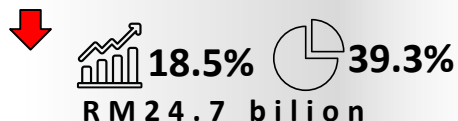
● 2023
● 2022



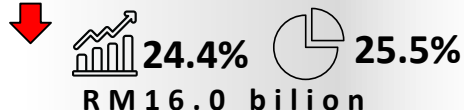
PRODUK PERDAGANGAN UTAMA

EKSPORT

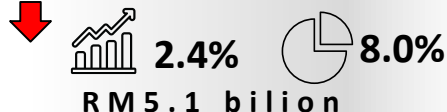
PETROLEUM MENTAH



MINYAK KELAPA SAWIT



GAS ASLI CECAIR



IMPORT

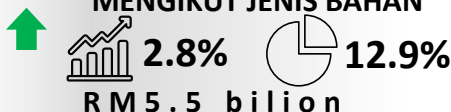
JENTERA & KELENGKAPAN PENGANGKUTAN



MAKANAN & BINATANG HIDUP




BARANGAN KELUARAN KILANG MENGIKUT JENIS BAHAN



RAKAN DAGANGAN UTAMA

SEMANJUNG MALAYSIA
45.9%

Eksport: RM22.1 bilion
Import: RM26.0 bilion



CHINA
11.2%

Eksport: RM7.6 bilion
Import: RM4.2 bilion



THAILAND
5.9%

Eksport: RM4.7 bilion
Import: RM1.5 bilion



REPUBLIK KOREA
4.2%

Eksport: RM3.4 bilion
Import: RM1.0 bilion



INDIA
3.9%

Eksport: RM3.7 bilion
Import: RM0.4 bilion



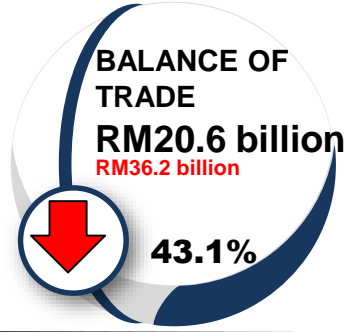
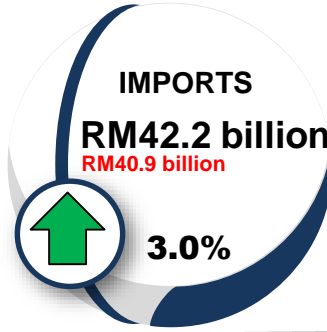
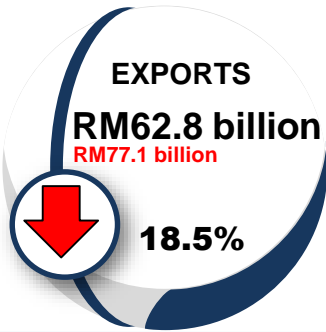


SABAH EXTERNAL TRADE STATISTICS

2023

TOTAL TRADE IN 2023 RECORDED RM105 BILLION, DECREASED 11.1 PERCENT FROM RM118 BILLION.

● 2023
● 2022




MAJOR TRADING PRODUCTS

EXPORTS

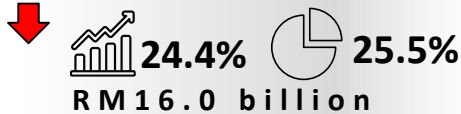
IMPORTS



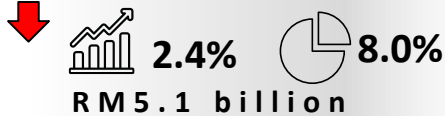
CRUDE PETROLEUM



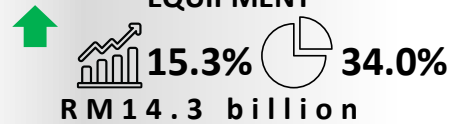
PALM OIL



LIQUEFIED NATURAL GAS




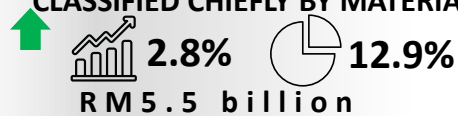
MACHINERY & TRANSPORT EQUIPMENT



FOOD & LIVE ANIMALS



MANUFACTURED GOODS CLASSIFIED CHIEFLY BY MATERIAL



MAJOR TRADING PARTNERS

PENINSULAR MALAYSIA

45.9%

Exports : RM22.1 billion
Imports: RM26.0 billion



CHINA

11.2%

Exports : RM7.6 billion
Imports: RM4.2 billion



THAILAND

5.9%

Exports : RM4.7 billion
Imports: RM1.5 billion



REPUBLIC OF KOREA

4.2%

Exports : RM3.4 billion
Imports: RM1.0 billion



INDIA

3.9%

Exports : RM3.7 billion
Imports: RM0.4 billion



Growth




Share

STATISTIK PERDAGANGAN LUAR NEGERI, SABAH 2023

FAKTA PENTING

- Eksport Sabah pada tahun 2023 menurun 18.5 peratus kepada RM62.8 bilion berbanding RM77.1 bilion pada tahun 2022.
- Import meningkat 3.0 peratus daripada RM40.9 bilion pada tahun 2022 kepada RM42.2 bilion pada tahun 2023.
- Pengurangan eksport didorong oleh nilai eksport yang lebih rendah ke Semenanjung Malaysia (-RM3.0 bilion), diikuti India (-RM2.2 bilion), Filipina (-RM1.6 bilion), Australia (-RM1.6 bilion) dan Brunei Darussalam (-RM1.5 bilion).
- Jumlah import yang lebih tinggi disumbangkan oleh peningkatan nilai import dari Semenanjung Malaysia (+RM1.1 bilion), diikuti China (+RM0.5 bilion), Amerika Syarikat (+RM0.4 bilion), Bahrain (+RM 0.3 bilion) dan Thailand (+RM0.3 bilion).

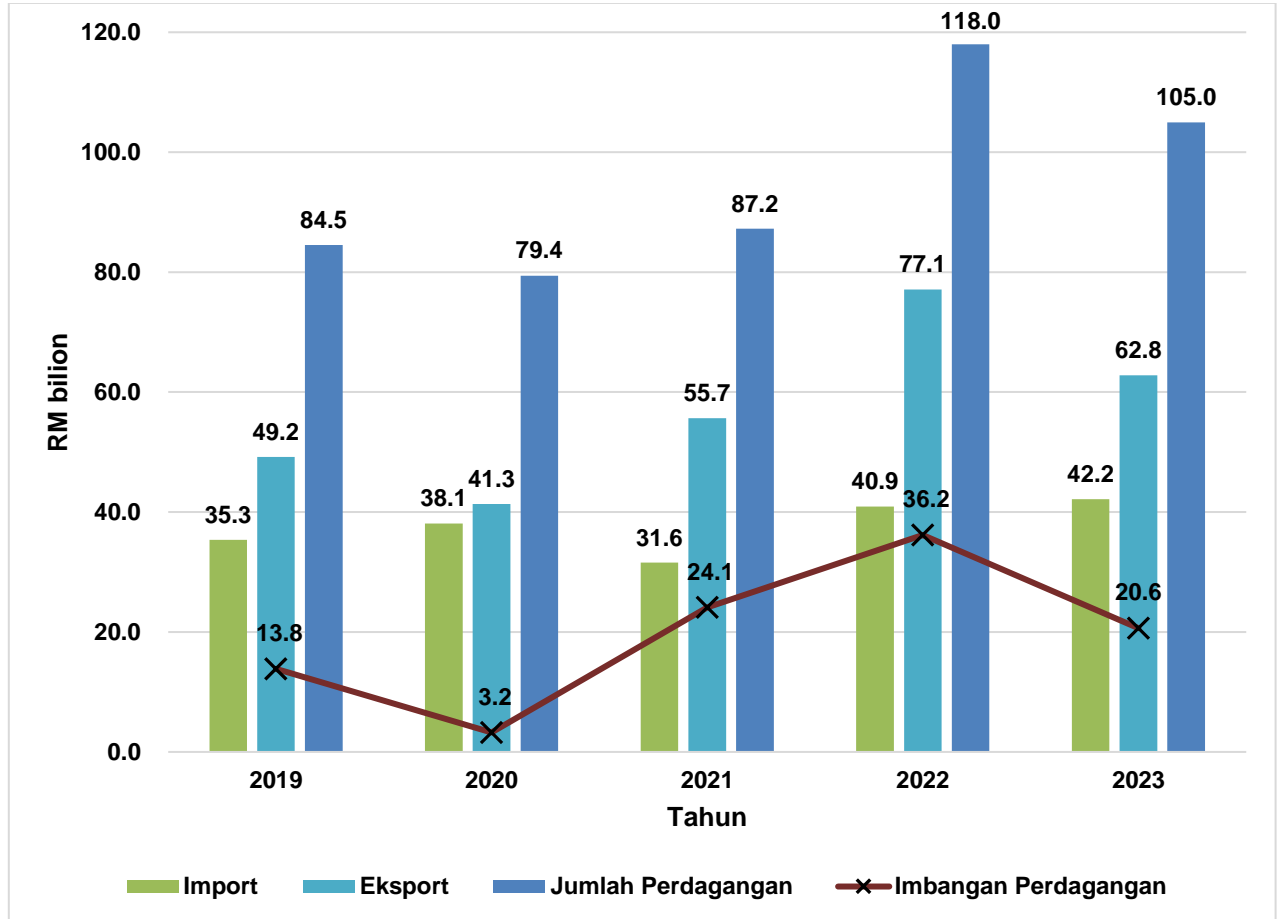
RAJAH 1: STATISTIK PERDAGANGAN LUAR NEGERI SABAH, 2023



PERDAGANGAN

Jumlah perdagangan Sabah bernilai RM105.0 bilion pada tahun 2023, menurun sebanyak RM13.1 bilion atau 11.1 peratus berbanding tahun sebelumnya. Lebihan dagangan berkurang 43.1 peratus atau RM15.6 bilion kepada RM20.6 bilion pada tahun 2023.

CARTA 1: EKSPORT, IMPORT, JUMLAH PERDAGANGAN DAN IMBANGAN PERDAGANGAN SABAH, 2019-2023



EKSPORT

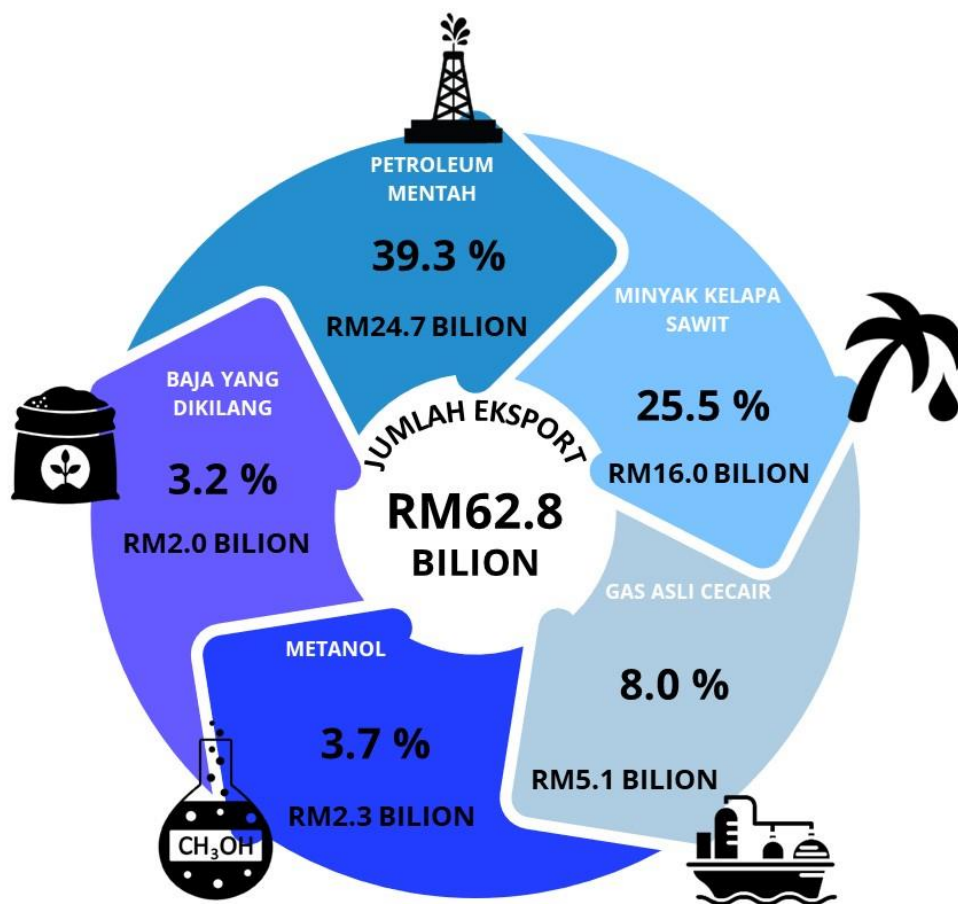
Eksport Sabah menurun 18.6 peratus pada tahun 2023 kepada RM62.8 bilion (2022: RM77.1 bilion). Penurunan ini didorong oleh eksport petroleum mentah yang menyumbang 39.3 peratus iaitu berkurang RM5.6 bilion (-18.5%) kepada RM24.7 bilion.

Eksport juga mencatatkan penurunan dalam produk utama seperti berikut:

- Minyak kelapa sawit menyumbang 25.5 peratus dengan pengurangan RM5.2 bilion (-24.4%) kepada RM16.0 bilion;
- Gas asli cecair menyumbang 8.0 peratus daripada jumlah eksport, berkurang RM0.1 bilion (-2.4 %) kepada RM5.1 bilion;
- Metanol menyumbang 3.7 peratus kepada jumlah eksport, berkurang RM0.4 bilion (-13.5%) kepada RM2.3 bilion; dan
- Bahan baja dikilangkan menyumbang 3.2 peratus kepada jumlah eksport, berkurang RM1.4 bilion (-41.3%) kepada RM2.0 bilion.

Peratus sumbangan dan nilai bagi eksport produk utama Sabah adalah seperti pada Rajah 2

RAJAH 2 : EKSPORT PRODUK UTAMA




IMPORT

Import Sabah meningkat 3.0 peratus (+RM1.2 bilion) daripada RM40.9 bilion kepada RM42.2 bilion pada tahun 2023. Produk utama yang memacu peningkatan import ialah jentera dan kelengkapan pengangkutan dengan sumbangan 34.0 peratus atau RM14.3 bilion. Ini diikuti produk makanan dan binatang hidup 15.7 peratus (RM6.6 bilion), bahan api galian, pelincir dan bahan berkaitan 12.3 peratus (RM5.2 bilion), bahan kimia dan keluaran berkaitan 10.2 peratus (RM4.3 bilion), dan barangan keluaran kilang mengikut jenis bahan 12.9 peratus (RM5.5 bilion).

Peratus sumbangan dan nilai bagi import barangan utama Sabah adalah seperti pada Rajah 3.

RAJAH 3 : IMPORT BARANGAN UTAMA MENGIKUT SEKSYEN




RAKAN DAGANGAN UTAMA

Semenanjung Malaysia menyumbang 45.9 peratus kepada jumlah perdagangan Sabah. Ini diikuti oleh China (11.2%), Thailand (5.9%), Republik Korea (4.2%) dan India (3.9%). Rakan dagangan utama ini menyumbang 71.2 peratus daripada jumlah perdagangan Sabah pada tahun 2023.

Rakan dagangan utama Sabah 2022 adalah seperti di Rajah 4.

RAJAH 4: RAKAN DAGANGAN UTAMA SABAH 2023

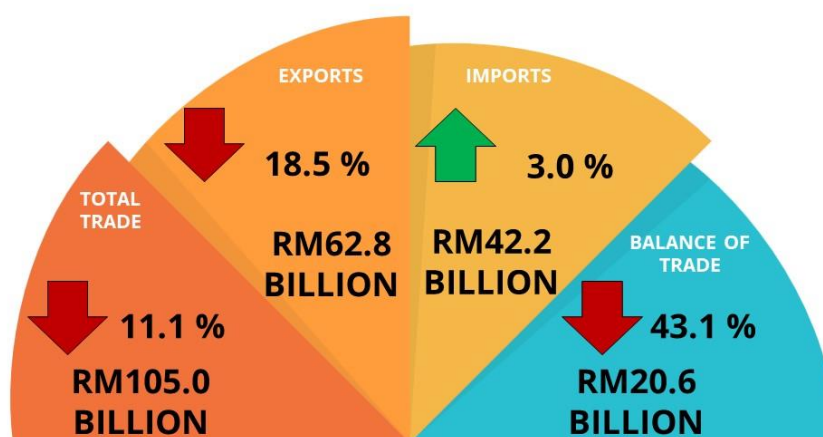


SABAH EXTERNAL TRADE STATISTICS 2023

KEY FACTS

- Sabah's exports in 2023 decreased 18.5 percent to RM62.8 billion compared to RM77.1 billion in 2022.
- Imports grew 3.0 percent from RM40.9 billion in 2022 to RM42.2 billion in 2023.
- The decreasing in total exports was driven by lower exports to Peninsular Malaysia (-RM3.0 billion), followed by India (-RM2.2 billion), Philippines (-RM1.6 billion), Australia (-RM1.6 billion) and Brunei Darussalam (-RM1.5 billion).
- The increase in total imports was contributed by the increase in the value of imports from Peninsular Malaysia (+RM1.1 billion), followed by China (+RM0.5 billion), United State of America (+RM0.4 billion), Bahrain (+RM0.3 billion) and Thailand (+RM0.3 billion).

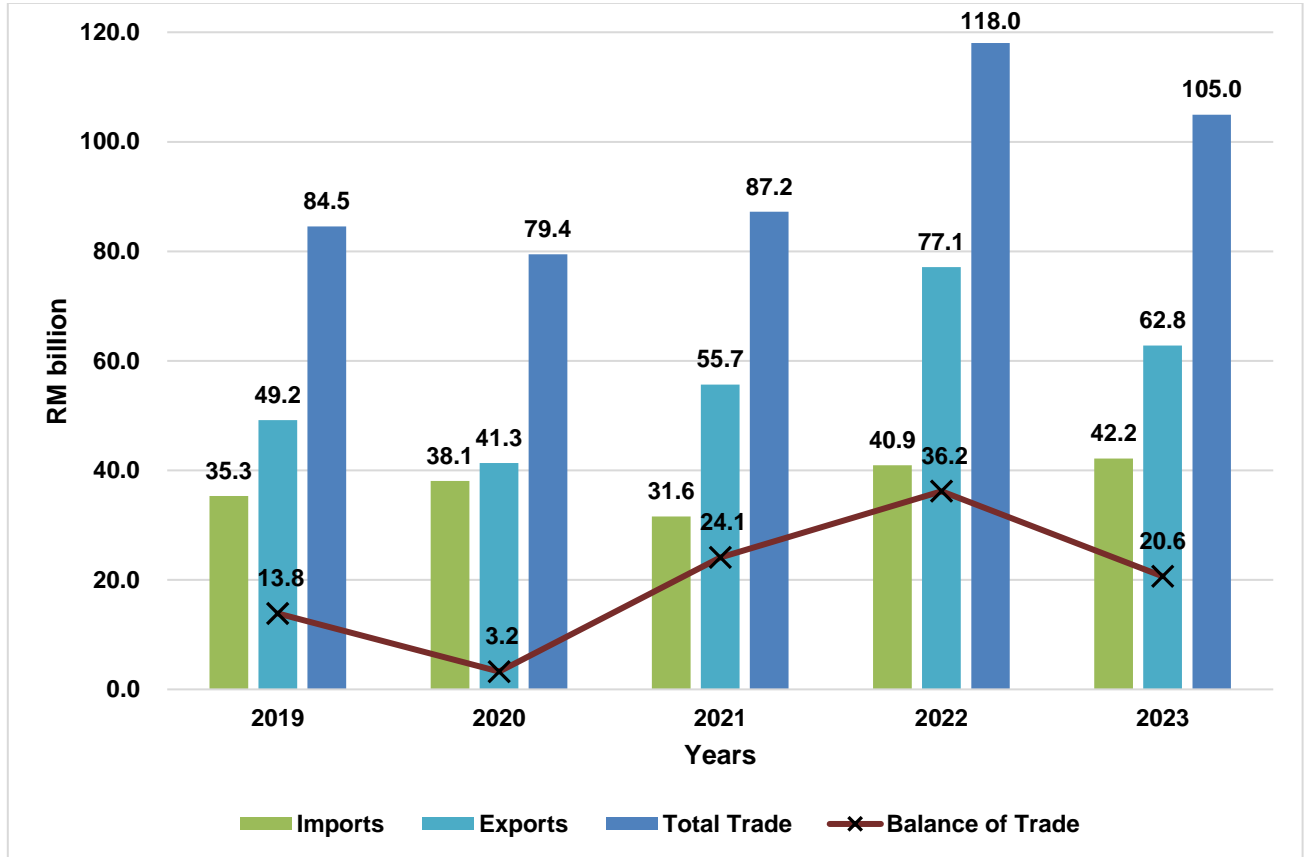
FIGURE 1: SABAH EXTERNAL TRADE STATISTICS, 2023



TRADE

Sabah's total trade was valued at RM105.0 billion in 2023, which contracted RM13.1 billion or 11.1 percent compared to the preceding year. The trade surplus decreased by 43.1 percent or RM15.6 billion to RM20.6 billion in 2023.

CHART 1: SABAH EXPORTS, IMPORTS, TOTAL TRADE AND BALANCE OF TRADE, 2019 - 2023



EXPORTS

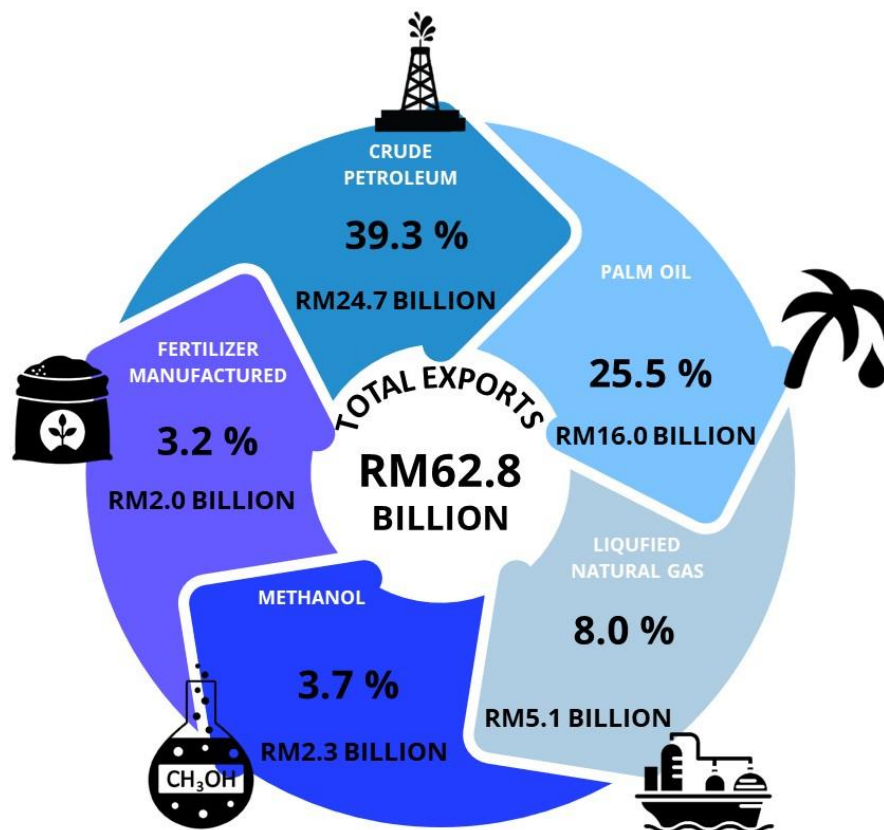
Sabah's exports decreased 18.6 percent in 2023 to RM62.8 billion (2022: RM77.1 billion). This contracted was driven by crude petroleum exports, which contributed 39.3 percent share in total exports, decreased by RM5.6 billion (-18.5%) to RM24.7 billion.

Exports also recorded decreasing in the main products as follows:

- Palm oil, which contributed a 25.5 percent share to total exports, contracted RM5.2 billion (-24.4%) to RM16.0 billion;
- Liquefied natural gas accounted for 8.0 percent, decreasing by RM0.1 billion (-2.4 %) to RM5.1 billion;
- Methanol 3.7 percent was decreased by RM0.4 billion (-13.5%) to RM2.3 billion;
- Manufactured fertilizers contributed 3.2 percent, decreasing by RM1.4 billion (-41.3%) to RM2.0 billion;

The percentage contribution and value of Sabah's main product exports as shown in Figure 2.

FIGURE 2 : MAJOR PRODUCT EXPORTS




IMPORTS

Sabah's imports increased by 3.0 percent (+RM1.2 billion) from RM40.9 billion to RM42.2 billion in 2023. The main products contributed were machinery and transport equipment, contributing 34.0 percent or RM14.3 billion. Followed by food and live animals products at 15.7 percent (RM6.6 billion), manufactured goods classified chiefly by material at 12.9 percent (RM5.5 billion), mineral fuels, lubricants and related materials. at 12.3 percent (RM5.2 billion), chemical and related products at 10.2 percent (RM4.3 billion).

The percentage shares and values of Sabah imports are shown in Figure 3.

FIGURE 3 : MAJOR PRODUCTS IMPORTS BY SECTION



MAJOR TRADING PARTNERS

Peninsular Malaysia was the leading trading partner, contributing 45.9 percent of Sabah's total trade. This is followed by China (11.2%), Thailand (5.9%), Republic of Korea (4.2%) and India (3.9%). This major trading partner comprised 71.2 percent of Sabah's total trade in 2023.

Major trading partners, as shown in Figure 4

FIGURE 4: MAJOR TRADING PARTNER OF SABAH





BAHAGIAN 2
❖ **JADUAL STATISTIK**

PART 2
❖ *STATISTICAL TABLES*



JADUAL 1 : EKSPORT, EKSPORT DOMESTIK, IMPORT, JUMLAH DAGANGAN DAN IMBANGAN DAGANGAN, 2003-2023

TABLE 1 : EXPORTS, DOMESTIC EXPORTS, IMPORTS, TOTAL TRADE AND BALANCE OF TRADE, 2003-2023

TAHUN YEAR	NILAI/ VALUE RM RIBU/RM THOUSAND					PERUBAHAN TAHUNAN ANNUAL CHANGE (%)				
	EKSPORT EXPORTS	EKSPORT DOMESTIK DOMESTIC EXPORTS	IMPORT IMPORTS	JUMLAH DAGANGAN TOTAL TRADE	IMBANGAN DAGANGAN BALANCE OF TRADE	EKSPORT EXPORTS	EKSPORT DOMESTIK DOMESTIC EXPORTS	IMPORT IMPORTS	JUMLAH DAGANGAN TOTAL TRADE	IMBANGAN DAGANGAN BALANCE OF TRADE
2003	19,048,247	16,914,424	13,679,516	32,727,763	5,368,731	23.4	23.8	15.2	19.8	50.3
2004	22,644,331	20,005,819	16,246,971	38,891,302	6,397,361	18.9	18.3	18.8	18.8	19.2
2005	23,898,986	21,465,598	18,974,610	42,873,596	4,924,376	5.5	7.3	16.8	10.2	-23.0
2006	27,002,478	23,990,983	22,197,570	49,200,048	4,804,908	13.0	11.8	17.0	14.8	-2.4
2007	33,603,884	30,582,171	25,810,161	59,414,045	7,793,723	23.9	26.8	18.4	21.5	46.5
2008	48,146,184	44,602,110	29,687,471	77,833,655	18,458,713	43.3	45.8	15.0	31.0	136.8
2009	37,157,941	33,749,497	25,998,789	63,156,730	11,159,151	-22.8	-24.3	-12.4	-18.9	-39.5
2010	43,613,741	39,890,380	27,913,263	71,527,004	15,700,479	17.4	18.2	7.4	13.3	40.7
2011	49,395,180	45,580,073	32,772,124	82,167,304	16,623,056	13.3	14.3	17.4	14.9	5.9
2012	47,684,774	43,622,074	37,427,114	85,111,888	10,257,661	-3.5	-4.3	14.2	3.6	-38.3
2013	45,307,773	40,678,512	36,759,408	82,067,181	8,548,365	-5.0	-6.7	-1.8	-3.6	-16.7
2014	47,406,467	42,583,097	35,460,532	82,866,999	11,945,934	4.6	4.7	-3.5	1.0	39.7
2015	40,837,511	37,334,912	30,242,349	71,079,860	10,595,161	-13.9	-12.3	-14.7	-14.2	-11.3
2016	41,379,382	38,590,935	28,942,690	70,322,072	12,436,691	1.3	3.4	-4.3	-1.1	17.4
2017	51,707,414	48,430,149	28,714,724	80,422,138	22,992,690	25.0	25.5	-0.8	14.4	84.9
2018	56,466,140	53,474,214	30,658,565	87,124,704	25,807,575	9.2	10.4	6.8	8.3	12.2
2019	49,192,094	46,045,567	35,342,494	84,534,588	13,849,599	-12.9	-13.9	15.3	-3.0	-46.3
2020	41,336,571	38,900,971	38,090,126	79,426,697	3,246,446	-16.0	-15.5	7.8	-6.0	-76.6
2021	55,664,568	53,379,425	31,570,250	87,234,817	24,094,318	34.7	37.2	-17.1	9.8	642.2
2022	77,094,504	74,392,708	40,925,044	118,019,548	36,169,461	38.5	39.4	29.6	35.3	50.1
2023	62,798,149	59,546,483	42,157,713	104,955,861	20,640,436	-18.5	-20.0	3.0	-11.1	-42.9

JADUAL 2 : EKSPORT, EKSPORT DOMESTIK DAN IMPORT MENGIKUT SEKSYEN BARANGAN, 2021-2023
 TABLE 2 : EXPORTS, DOMESTIC EXPORTS AND IMPORTS BY COMMODITY SECTIONS, 2021-2023

SEKSYEN BARANGAN COMMODITY SECTIONS		EKSPORT EXPORTS			EKSPORT DOMESTIK DOMESTIK EXPORTS			IMPORT IMPORTS		
		2021	2022	2023	2021	2022	2023	2021	2022	2023
JUMLAH/TOTAL	NILAI / VALUE (RM RIBU/RM THOUSAND)	55,664,568	77,094,504	62,798,149	53,379,425	74,392,708	59,546,483	31,570,250	40,925,044	42,157,713
0	MAKANAN DAN BINATANG HIDUP <i>FOOD AND LIVE ANIMALS</i>	NILAI / VALUE (RM RIBU/THOUSAND) 3,396,831	1,305,944	1,304,597	1,318,157	1,196,542	1,185,397	5,354,995	6,407,101	6,598,525
	SYER / SHARE (%)	2.5	1.7	2.1	2.5	1.6	2.0	17.0	15.7	15.7
	PERUBAHAN TAHUNAN/ ANNUAL CHANGE (%)	-10.5	-6.5	-0.1	-10.5	-9.2	-0.9	9.3	19.6	2.9
1	MINUMAN DAN TEBAKAU <i>BEVERAGES AND TOBACCO</i>	NILAI / VALUE (RM RIBU/THOUSAND) 9,301	8,919	8,473	2,152	1,136	1,300	823,729	1,175,068	1,135,586
	SYER / SHARE (%)	x	x	x	x	x	x	2.6	2.9	2.7
	PERUBAHAN TAHUNAN/ ANNUAL CHANGE (%)	-77.4	-4.1	-5.3	-93.6	-47.2	12.6	-2.0	42.7	-3.5
2	BAHAN MENTAH, TIDAK BOLEH DIMAKAN, KECUALI BAHAN API <i>CRUDE MATERIALS, INEDIBLE, EXCEPT FUELS</i>	NILAI / VALUE (RM RIBU/THOUSAND) 946,635	1,262,185	1,343,302	884,709	1,212,587	1,286,973	1,047,674	1,700,663	1,321,164
	SYER / SHARE (%)	1.7	1.6	2.1	1.7	1.6	2.2	3.3	4.2	3.1
	PERUBAHAN TAHUNAN/ ANNUAL CHANGE (%)	33.7	41.4	6.0	37.9	37.1	5.8	-0.1	62.3	-28.7
3	BAHAN API GALIAN, PELINCIR DAN BAHAN BERKAITAN <i>MINERAL FUELS, LUBRICANTS AND RELATED MATERIALS</i>	NILAI / VALUE (RM RIBU/THOUSAND) 23,262,973	37,311,787	31,357,967	23,233,200	37,273,408	31,300,979	3,421,538	5,000,847	5,200,851
	SYER / SHARE (%)	41.8	48.4	49.9	43.5	50.1	52.6	10.8	12.2	12.3
	PERUBAHAN TAHUNAN/ ANNUAL CHANGE (%)	38.7	60.4	-19.0	38.9	60.4	-19.1	9.9	46.2	3.8
4	MINYAK, LEMAK DAN MINYAK TEPU BINATANG DAN SAYURAN <i>ANIMAL AND VEGETABLE OILS, FATS AND WAXES</i>	NILAI / VALUE (RM RIBU/ THOUSAND) 20,288,224	24,559,253	18,815,524	20,283,548	24,557,749	18,814,271	403,284	411,975	217,027
	SYER / SHARE (%)	36.4	31.9	30.0	38.0	33.0	31.6	1.3	1.0	0.5
	PERUBAHAN TAHUNAN/ ANNUAL CHANGE (%)	37.7	21.1	-30.5	37.6	21.1	-30.5	-24.0	2.2	-89.8
5	BAHAN KIMIA DAN KELUARAN BERKAITAN, T.T.T.L. <i>CHEMICALS AND RELATED PRODUCTS, N.E.S.</i>	NILAI / VALUE (RM RIBU/THOUSAND) 6,085,357	7,914,273	5,390,221	5,866,335	7,641,334	5,045,136	4,602,181	5,050,391	4,298,685
	SYER / SHARE (%)	10.9	10.3	8.6	11.0	10.3	8.5	14.6	12.3	10.2
	PERUBAHAN TAHUNAN/ ANNUAL CHANGE (%)	56.3	30.1	-46.8	62.5	30.3	-51.5	38.4	9.7	-17.5
6	BARANG-BARANG KELUARAN KILANG MENGIKUT JENIS BAHAN <i>MANUFACTURED GOODS CLASSIFIED CHIEFLY BY MATERIAL</i>	NILAI / VALUE (RM RIBU/ THOUSAND) 2,130,497	2,941,636	2,391,555	1,766,668	2,479,875	1,785,440	3,979,640	5,308,591	5,458,651
	SYER / SHARE (%)	3.8	3.8	3.8	3.3	3.3	3.0	12.6	13.0	12.9
	PERUBAHAN TAHUNAN/ ANNUAL CHANGE (%)	2.6	38.1	-23.0	6.5	40.4	-38.9	14.3	33.4	
7	JENTERA & KELENGKAPAN PENGANGKUTAN <i>MACHINERY AND TRANSPORT EQUIPMENT</i>	NILAI / VALUE (RM RIBU/ THOUSAND) 1,209,916	1,480,629	1,646,186	3,109	1,382	29,956	9,186,429	12,420,551	14,326,803
	SYER / SHARE (%)	2.2	1.9	2.6	x	x	0.1	29.1	30.3	34.0
	PERUBAHAN TAHUNAN/ ANNUAL CHANGE (%)	1.0	22.4	10.1	94.1	-55.5	95.4	-50.2	35.2	13.3
8	PELBAGAI BARANG KELUARAN KILANG <i>MISCELLANEOUS MANUFACTURED ARTICLES</i>	NILAI / VALUE (RM RIBU / THOUSAND) 304,809	264,728	319,369	16,492	23,687	29,682	2,637,141	3,351,043	3,473,912
	SYER / SHARE (%)	0.5	0.3	0.5	x	x	x	8.4	8.2	8.2
	PERUBAHAN TAHUNAN/ ANNUAL CHANGE (%)	0.7	-13.1	17.1	18.0	43.6	20.2	13.5	27.1	3.5
9	URUS NIAGA DAN BARANGAN YANG TIDAK DIKELASKAN DIMANA-MANA <i>COMMODITIES AND TRANSACTIONS NOT CLASSIFIED ELSE- WHERE IN THE SITC</i>	NILAI / VALUE (RM RIBU / THOUSAND) 30,024	45,150	220,954	5,055	5,007	67,349	113,639	98,814	126,510
	SYER / SHARE (%)	0.1	0.1	0.4	x	x	0.1	0.4	0.2	0.3
	PERUBAHAN TAHUNAN/ ANNUAL CHANGE (%)	-36.4	50.4	79.6	-2.1	-1.0	92.6	15.6	-13.0	21.9

JADUAL 3 : EKSPORT, EKSPORT DOMESTIK DAN IMPORT MENGIKUT BAHAGIAN BARANGAN (RM RIBU), 2021-2023
 TABLE 3 : EXPORTS, DOMESTIC EXPORTS AND IMPORTS BY COMMODITY DIVISIONS (RM THOUSAND), 2021-2023

BAHAGIAN BARANGAN COMMODITY DIVISIONS	EKSPORT EXPORTS			EKSPORT DOMESTIK DOMESTIK EXPORTS			IMPORT IMPORTS		
	2021	2022	2023	2021	2022	2023	2021	2022	2023
JUMLAH/TOTAL	55,664,568	77,094,504	62,798,149	53,379,425	74,392,708	59,546,483	31,570,250	40,925,044	42,157,713
00 BINATANG HIDUP SELAIN DARIPADA BAHAGIAN 03 LIVE ANIMALS OTHER THAN ANIMALS OF DIVISION 03	1,530	1,994	2,977	1,412	1,741	2,026	17,908	38,831	21,258
01 DAGING DAN PENYEDIAAN DAGING MEAT AND MEAT PREPARATIONS	2,471	3,379	5,319	702	703	1,128	380,160	575,544	797,445
02 PRODUK TENUSU DAN TELUR UNGGAS DAIRY PRODUCTS AND BIRDS' EGGS	16,676	9,114	6,859	16,091	6,296	5,143	368,705	416,548	433,632
03 IKAN (BUKAN MAMALIA MARIN), KRUSTASEA, MOLUSKA DAN INVERTEBRATA AKUATIK DAN PENYEDIAANNYA FISH (NOT MARINE MAMMALS), CRUSTACEANS, MOLLUSCS AND AQUATIC INVERTEBRATES, AND PREPARATIONS THEREOF	678,361	567,388	488,610	671,170	563,987	477,102	172,464	193,907	168,425
04 BIJIRIN DAN SEDIAAN BIJIRIN CEREALS AND CEREAL PREPARATIONS	51,766	76,346	82,400	38,380	56,732	62,302	1,595,675	1,869,070	1,928,258
05 SAYUR-SAYURAN DAN BUAH-BUAHAN VEGETABLES AND FRUIT	53,760	46,439	43,041	50,319	40,031	36,322	565,558	663,322	613,740
06 GULA, SEDIAAN GULA DAN MADU SUGARS, SUGAR PREPARATIONS AND HONE	3,534	1,023	4,482	44	19	3	239,810	264,103	294,448
07 KOPI, TEH, KOKO, REMPAH-RATUS, DAN KELUARANNYA COFFEE, TEA, COCOA, SPICES, AND MANUFACTURES THEREOF	28,167	30,310	38,437	18,549	19,279	26,063	358,576	455,103	479,479
08 BAHAN MAKANAN UNTUK BINATANG (TIDAK TERMASUK YANG BELUM DIKILANG) FEEDING STUFF FOR ANIMALS (NOT INCLUDING UNMILLED CEREALS)	401,075	469,409	538,407	400,337	464,562	537,096	500,428	565,898	519,902
09 PELBAGAI KELUARAN MAKANAN DAN SEDIAANNYA MISCELLANEOUS EDIBLE PRODUCTS AND PREPARATIONS	159,492	100,541	94,065	121,154	43,193	38,211	1,155,709	1,364,775	1,341,938
11 MINUMAN BEVERAGES	8,642	8,651	8,473	2,152	1,136	1,300	728,473	1,034,296	991,021
12 TEMBAKAU DAN HASIL KELUARAN TEMBAKAU TOBACCO AND TOBACCO MANUFACTURES	659	269	-	-	-	-	95,256	140,772	144,565
21 KULIT BINATANG DAN KULIT BINATANG BERBULU, BELUM DIPROSES HIDES, SKINS AND FURSKINS, RAW	1,633	2,132	3,189	1,633	2,098	3,056	-	89	15
22 BIJI MINYAK DAN BUAH-BUAHAN YANG MENDUNGKI MINYAK OIL-SEEDS AND OLEAGINOUS FRUITS	6,165	9,351	9,495	6,163	7,940	9,247	83,221	65,049	73,623
23 GETAH ASLI (TERMASUK SINTEK DAN PENGGUNAAN SEMULA) CRUDE RUBBER (INCLUDING SYNTHETIC AND RECLAIMED)	310,078	316,050	295,087	310,039	315,908	294,674	251	1,485	1,549
24 GABUS DAN KAYU CORK AND WOOD	294,409	396,143	424,882	294,409	395,927	423,376	15,523	18,903	16,367
25 PULPA DAN REJA KERTAS PULP AND WASTE PAPER	13,818	13,085	9,873	12,654	13,085	9,745	188	2,150	1,513
26 GENTIAN TEKSTIL (SELAIN DARIPADA BULU BINATANG DAN BULU LAIN YANG SUDAH DISISIH) DAN REJA TEKSTIL (TIDAK DIKELUARKAN KEPADA BENTUK BENANG ATAU TENUNAN) TEXTILE FIBRES (OTHER THAN WOOL TOPS AND OTHER COMBED WOOL) AND THEIR WASTES (NOT MANUFACTURED INTO YARN OR FABRIC)	13,364	19,975	18,355	336	2	3	63,192	67,721	52,489
27 BAJA MENTAH, SELAIN DARIPADA BAHAGIAN 56, DAN GALIAN MENTAH (TIDAK TERMASUK ARANG BATU, PETROLEUM DAN BATU PERMATA) CRUDE FERTILIZERS, OTHER THAN THOSE OF DIVISION 56, AND CRUDE MINERALS (EXCLUDING COAL, PETROLEUM AND PRECIOUS STONES)	69,442	116,407	185,681	23,244	92,021	154,286	207,422	279,265	190,905
28 BIJIH LOGAM DAN SERPIHAN LOGAM METALLIFEROUS ORES AND METAL SCRAP	189,563	325,583	319,440	188,642	322,944	316,727	642,321	1,232,226	946,507
29 BAHAN MENTAH DARIPADA BINATANG DAN SAYURAN, T.T.T.L. CRUDE ANIMAL AND VEGETABLE MATERIALS, N.E.S.	48,161	63,460	77,300	47,589	62,661	75,860	35,555	33,775	38,196
32 ARANG BATU, ARANG KOK DAN BRIKUET COAL, COKE AND BRIQUETTES	15	303	84	-	-	-	3,391	2,783	6,650
33 PETROLEUM, KELUARAN PETROLEUM DAN BAHAN YANG BERKAITAN PETROLEUM, PETROLEUM PRODUCTS AND RELATED MATERIALS	20,241,029	32,134,784	26,305,973	20,213,124	32,096,857	26,249,567	3,026,130	4,621,208	4,778,280
34 GAS, ASLI DAN BUATAN GAS, NATURAL AND MANUFACTURED	3,021,928	5,176,700	5,051,910	3,020,076	5,176,551	5,051,412	392,017	376,855	415,921
35 ARUS TENAGA ELEKTRIK ELECTRIC CURRENT	-	-	-	-	-	-	-	-	-
41 MINYAK DAN LEMAK BINATANG ANIMAL OILS AND FATS	68	-	428	-	-	266	164	35	132
42 MINYAK DAN LEMAK SAYURAN, MENTAH DAN BERTAPIS FIXED VEGETABLE FATS AND OILS, CRUDE, REFINED OR FRACTIONATED	17,991,978	21,805,265	17,952,605	17,987,412	21,805,206	17,952,582	389,560	382,773	159,427
43 MINYAK DAN LEMAK SAYURAN, DIPROSES; MINYAK TEPU DARIPADA BINATANG ATAU SAYURAN; ADUNAN ATAU PENYEDIAAN DARIPADA LEMAK ATAU MINYAK BINATANG ATAU SAYURAN YANG TIDAK BOLEH DIMAKAN, T.T.T.L.	2,296,178	2,753,989	862,491	2,296,135	2,752,543	861,423	13,561	29,168	57,469

JADUAL 3 (SAMB) : EKSPORT, EKSPORT DOMESTIK DAN IMPORT MENGIKUT BAHAGIAN BARANGAN (RM RIBU), 2021-2023
 TABLE 3 (CONTD) : EXPORTS, DOMESTIC EXPORTS AND IMPORTS BY COMMODITY DIVISIONS (RM THOUSAND), 2021-2023

BAHAGIAN BARANGAN COMMODITY DIVISIONS	EKSPORT EXPORTS			EKSPORT DOMESTIK DOMESTIK EXPORTS			IMPORT IMPORTS		
	2021	2022	2023	2021	2022	2023	2021	2022	2023
ANIMAL OR VEGETABLE FATS AND OILS, PROCESSED; WAXES OF ANIMAL OR VEGETABLE ORIGIN; INEDIBLE MIXTURES OR PREPARATIONS OF ANIMAL OR VEGETABLE FATS OR OILS, N.E.S.									
51 BAHAN KIMIA ORGANIK ORGANIC CHEMICALS	3,634,326	4,054,725	2,881,414	3,610,311	4,039,261	2,872,205	150,882	224,877	170,333
52 BAHAN KIMIA BUKAN ORGANIK INORGANIC CHEMICALS	171,371	171,799	157,594	138,130	125,221	117,665	280,749	325,423	322,757
53 BAHAN-BAHAN PENCELUPAN, PENYAMAKAN DAN PEWARNAAN DYEING, TANNING AND COLOURING MATERIALS	5,764	5,387	11,399	83	36	1,284	166,488	207,407	205,538
54 KELUARAN UBAT DAN FARMASEUTIKAL MEDICINAL AND PHARMACEUTICAL PRODUCTS	28,727	28,838	31,834	36	72	49	859,823	649,147	595,424
55 MINYAK PATI, RESINOID DAN MINYAK WANGI; SEDIAAN TANDAS, PENGGILAPAN DAN PEMBERSIHAN ESSENTIAL OILS AND RESINOIDS AND PERFUME MATERIALS; TOILET, POLISHING AND CLEANSING PREPARATIONS	39,042	23,658	26,407	1,432	*	1,504	847,285	961,519	1,046,318
56 BAJA (SELAIN DARIPADA KUMPULAN 272) FERTILIZERS (OTHER THAN THOSE OF GROUP 272)	2,059,506	3,454,881	2,027,877	2,045,057	3,415,822	1,990,931	1,324,829	1,637,901	968,290
57 BAHAN PLASTIK DALAM BENTUK UTAMA PLASTICS IN PRIMARY FORMS	39,005	48,539	39,656	26,729	35,830	28,905	223,747	277,585	256,533
58 BAHAN PLASTIK BUKAN DALAM BENTUK UTAMA PLASTICS IN NON-PRIMARY FORMS	6,497	8,197	5,249	1,929	2,173	1,275	136,102	171,372	159,692
59 KELUARAN DAN BAHAN KIMIA, T.T.T.L. CHEMICAL MATERIALS AND PRODUCTS, N.E.S.	101,117	118,249	208,791	42,628	22,919	31,318	612,274	595,160	573,799
61 KULIT, KELUARAN KULIT, T.T.T.L. DAN PAKAIAN DARIPADA KULIT BINATANG LEATHER, LEATHER MANUFACTURES, N.E.S., AND DRESSED FURSKINS	40	15	30	-	-	-	438	2,140	552
62 PERKILANGAN GETAH, T.T.T.L. RUBBER MANUFACTURES, N.E.S.	34,706	28,852	25,621	204	357	309	388,125	522,046	491,955
63 PERKILANGAN GABUS DAN KAYU (TIDAK TERMASUK PERABOT) CORK AND WOOD MANUFACTURES (EXCLUDING FURNITURE)	881,682	894,074	614,787	881,262	892,511	613,613	105,702	124,258	113,843
64 KERTAS, PAPAN KERTAS DAN BAHAGIAN DARI KERTAS PALPA, DARI KERTAS ATAU DARI PAPAN KERTAS PAPER, PAPERBOARD AND ARTICLES OF PAPER PULP, OF PAPER OR OF PAPERBOARD	12,785	22,640	30,706	9,935	21,011	28,556	473,796	614,112	577,211
65 BENANG TEKSTIL, TENUNAN, BARANGAN PEMBUATAN, T.T.T.L. DAN BARANGAN BERKAITAN TEXTILE YARN, FABRICS, MADE-UP ARTICLES, N.E.S., AND RELATED PRODUCTS	8,897	5,274	6,017	61	83	1,309	209,652	242,260	225,113
66 PERKILANGAN GALIAN BUKAN LOGAM, T.T.T.L. NON-METALLIC MINERAL MANUFACTURES, N.E.S.	15,837	18,224	35,816	3,524	2,014	14,924	597,042	793,442	1,016,804
67 BESI DAN KELULI IRON AND STEEL	1,043,749	1,753,825	1,415,596	861,978	1,563,183	1,125,438	1,373,457	1,531,052	1,702,461
68 LOGAM BUKAN BESI NON-FERROUS METALS	8,948	1,680	9,504	7,625	72	490	52,703	197,164	93,919
69 PERKILANGAN LOGAM, T.T.T.L. MANUFACTURES OF METALS, N.E.S.	123,854	217,052	253,478	2,078	644	800	778,725	1,282,117	1,236,793
71 JENTERA DAN KELENGKAPAN PENJANAAN KUASA POWER-GENERATING MACHINERY AND EQUIPMENT	56,066	70,754	91,049	685	5	3,205	245,135	367,633	591,490
72 JENTERA KHUSUS BAGI INDUSTRI TERTENTU MACHINERY SPECIALIZED FOR PARTICULAR INDUSTRIES	346,268	430,988	515,761	184	182	4,463	1,051,861	1,554,523	2,005,806
73 JENTERA KERJA LOGAM METALWORKING MACHINERY	15,166	23,621	30,953	4	-	5,080	88,299	95,499	131,229
74 JENTERA DAN KELENGKAPAN PERUSAHAAN AM, T.T.T.L. DAN ALAT GANTI, T.T.T.L. GENERAL INDUSTRIAL MACHINERY AND EQUIPMENT, N.E.S., AND MACHINE PARTS, N.E.S.	288,327	309,160	406,403	28	279	7,344	1,417,246	1,950,428	2,224,706
75 MESIN PEJABAT DAN KELENGKAPAN MEMROSESAN DATA AUTOMATIK OFFICE MACHINES AND AUTOMATIC DATA-PROCESSING MACHINES	13,436	19,757	16,125	21	-	105	285,123	292,633	314,291
76 PERKAKAS DAN KELENGKAPAN TELEKOMUNIKASI DAN RAKAMAN SUARA DAN PEGHASILAN SEMULA TELECOMMUNICATIONS AND SOUND-RECORDING AND REPRODUCING APPARATUS AND EQUIPMENT	19,047	38,015	25,278	14	-	1,528	851,520	699,907	759,797
77 JENTERA, PERKAKAS DAN PERALATAN ELEKTRIK, T.T.T.L. DAN ALAT GANTINYA (TERMASUK BAHAGIAN BUKAN ELEKTRIK T.T.T.L., KEPADA PERALATAN ELEKTRIK ISI RUMAH) ELECTRICAL MACHINERY, APPARATUS AND APPLIANCES, N.E.S., AND ELECTRICAL PARTS THEREOF (INCLUDING NON-ELECTRICAL COUNTERPARTS, N.E.S., OF ELECTRICAL HOUSEHOLD-TYPE EQUIPMENT)	84,032	111,289	117,776	2,075	893	8,207	1,145,607	1,485,688	1,826,474
78 KENDERAAN JALAN RAYA (TERMASUK KENDERAAN KUSYEN- UDARA) ROAD VEHICLES (INCLUDING AIR- CUSHION VEHICLES)	361,109	437,683	390,795	38	-	24	4,022,681	5,602,558	6,393,475

JADUAL 3 (SAMB) : EKSPORT, EKSPORT DOMESTIK DAN IMPORT MENGIKUT BAHAGIAN BARANGAN (RM RIBU), 2021-2023
 TABLE 3 (CONTD) : EXPORTS, DOMESTIC EXPORTS AND IMPORTS BY COMMODITY DIVISIONS (RM THOUSAND), 2021-2023

BAHAGIAN BARANGAN COMMODITY DIVISIONS	EKSPORT EXPORTS			EKSPORT DOMESTIK DOMESTIC EXPORTS			IMPORT IMPORTS		
	2021	2022	2023	2021	2022	2023	2021	2022	2023
79 KELENGKAPAN PENGANGKUTAN YANG LAIN OTHER TRANSPORT EQUIPMENT	26,465	39,361	52,047	62	23	-	78,958	371,682	79,536
81 BANGUNAN PASANG SIAP, LEKAPAN DAN PASANGAN, KEBERSIHAN, PENCAHAYAAN, PEMANASAN DAN KERJA PAIP, T.T.T.L. PREFABRICATED BUILDINGS; SANITARY, PLUMBING, HEATING AND LIGHTING FIXTURES AND FITTINGS, N.E.S.	8,308	8,548	8,241	256	23	160	77,709	157,497	111,937
82 PERABOT DAN ALAT GANTINYA; KATIL, TILAM, SOKONGAN TILAM, KUSYEN DAN BARANGAN PERABOT SEUMPAMANYA FURNITURE AND PARTS THEREOF; BEDDING, MATTRESSES, MATTRESS SUPPORTS, CUSHIONS AND SIMILAR STUFFED FURNISHINGS	11,059	9,921	9,034	6,548	6,802	2,997	292,759	346,720	316,090
83 BARANG-BARANG PERJALANAN, TAS TANGAN DAN SEUMPAMANYA TRAVEL GOODS, HANDBAGS AND SIMILAR CONTAINERS	802	1,281	1,729	6	6	-	44,854	66,306	75,757
84 PAKAIAN DAN KELENGKAPAN PAKAIAN ARTICLES OF APPAREL AND CLOTHING ACCESSORIES	15,502	13,632	24,688	151	143	4,131	443,529	802,105	1,013,025
85 KASUT FOOTWEAR	3,057	3,223	2,075	122	-	7	101,325	182,084	169,935
87 PERKAKAS DAN PERALATAN PROFESIONAL, SAINTIFIK DAN KAWALAN, T.T.T.L. PROFESSIONAL, SCIENTIFIC AND CONTROLLING INSTRUMENTS AND APPARATUS, N.E.S.	210,919	179,169	226,246	1,441	45	3,475	456,782	497,013	609,720
88 PERKAKAS SENI FOTO, PERALATAN DAN BEKALAN DAN BARANGAN OPTIK, T.T.T.L.; JAM TANGAN DAN JAM DINDING PHOTOGRAPHIC APPARATUS, EQUIPMENT AND SUPPLIES AND OPTICAL GOODS, N.E.S.; WATCHES AND CLOCKS	2,463	3,830	3,053	2	-	28	50,431	64,608	73,063
89 PELBAGAI BARANG KELUARAN KILANG, T.T.T.L. MISCELLANEOUS MANUFACTURED ARTICLES, N.E.S.	52,700	45,125	44,303	7,966	16,668	18,884	1,169,751	1,234,709	1,104,383
93 URUS NIAGA DAN BARANGAN KHAS YANG TIDAK DIKELASKAN MENGIKUT JENISNYA SPECIAL TRANSACTIONS AND COMMODITIES NOT CLASSIFIED ACCORDING TO KIND	30,024	45,099	157,414	5,055	5,007	5,915	99,836	85,168	116,305
96 DUIT SYILING (SELAIN SYILING EMAS), BUKAN DALAM EDARAN COIN (OTHER THAN GOLD COIN), NOT BEING LEGAL TENDER	-	-	2,106	-	-	-	13,090	12,588	8,530
97 EMAS, BUKAN DALAM BENTUK WANG (KECUALI BIJAH DAN KONSENTRAT EMAS) GOLD, NON-MONETARY (EXCLUDING GOLD ORES AND CONCENTRATES)	-	51	61,434	-	-	61,434	712	1,058	1,675

JADUAL 4 : EKSPORT DAN IMPORT MENGIKUT KUMPULAN BARANGAN (RM RIBU), 2019-2023
 TABLE 4 : EXPORTS AND IMPORTS BY COMMODITY GROUPS (RM THOUSAND), 2019-2023

BAHAGIAN BARANGAN COMMODITY GROUPS	EKSPORT EXPORTS					IMPORT IMPORTS				
	2019	2020	2021	2022	2023	2019	2020	2021	2022	2023
JUMLAH/TOTAL	49,192,094	41,336,571	55,664,568	77,094,504	62,798,149	35,342,494	38,090,126	31,570,250	40,925,044	42,157,713
001 LIVE ANIMALS OTHER THAN ANIMALS OF DIVISION 03	1,704	1,791	1,530	1,994	2,977	16,551	10,647	17,908	38,831	21,258
011 MEAT OF BOVINE ANIMALS, FRESH, CHILLED OR FROZEN	214	4	50	190	472	121,432	108,198	107,783	179,376	179,119
012 OTHER MEAT AND EDIBLE MEAT OFFAL, FRESH, CHILLED OR FROZEN (EXCEPT MEAT AND MEAT OFFAL UNFIT OR UNSUITABLE FOR HUMAN CONSUMPTION)	536	13,203	267	898	1,400	71,646	90,186	85,592	148,938	379,085
016 MEAT AND EDIBLE MEAT OFFAL, SALTED, IN BRINE, DRIED OR SMOKED; EDIBLE FLOURS AND MEALS OF MEAT OR MEAT OFFAL	384	246	73	72	105	1,445	1,147	1,001	271	508
017 MEAT AND EDIBLE MEAT OFFAL, PREPARED OR PRESERVED, N.E.S.	1,637	1,474	2,081	2,219	3,342	166,622	175,992	185,783	246,958	238,732
022 MILK AND CREAM AND MILK PRODUCTS OTHER THAN BUTTER OR CHEESE	19,176	17,455	12,753	7,084	4,924	324,790	312,057	302,154	341,569	361,251
023 BUTTER AND OTHER FATS AND OILS DERIVED FROM MILK	26	7	273	288	150	14,339	20,749	20,549	26,532	27,979
024 CHEESE AND CURD	14	152	141	955	774	31,444	40,916	43,035	45,148	42,533
025 EGGS, BIRDS', AND EGG YOLKS, FRESH, DRIED OR OTHERWISE PRESERVED, SWEETENED OR NOT; EGG ALBUMIN	5,047	7,204	3,508	787	1,011	11,117	613	2,967	3,298	1,869
034 FISH, FRESH (LIVE OR DEAD), CHILLED OR FROZEN	215,549	225,129	155,941	113,559	116,680	56,844	40,904	47,867	56,608	41,490
035 FISH, DRIED, SALTED OR IN BRINE; SMOKED FISH (WHETHER OR NOT COOKED BEFORE OR DURING THE SMOKING PROCESS); FLOURS, MEALS AND PELLETS OF FISH, FIT FOR HUMAN CONSUMPTION	11,512	15,090	14,819	8,358	7,302	1,728	749	1,051	1,670	3,470
036 CRUSTACEANS, MOLLUSCS AND AQUATIC INVERTEBRATES, WHETHER IN SHELL OR NOT, FRESH (LIVE OR DEAD), CHILLED, FROZEN, DRIED, SALTED OR IN BRINE; CRUSTACEANS, IN SHELL, COOKED BY STEAMING OR BOILING IN WATER, WHETHER OR NOT CHILLED, FROZEN, DRIED, SALTED OR IN	703,651	529,494	476,902	432,369	350,975	46,007	28,515	23,409	28,812	28,802
037 FISH, CRUSTACEANS, MOLLUSCS AND OTHER AQUATIC INVERTEBRATES, PREPARED OR PRESERVED, N.E.S.	16,301	24,566	30,700	13,102	13,653	67,184	86,194	100,137	106,816	94,664
041 WHEAT (INCLUDING SPELT) AND MESLIN, UNMILLED	-	-	-	-	-	136,201	151,776	144,166	241,160	216,363
042 RICE	375	37	41	21	14	328,659	477,300	534,350	551,611	641,512
043 BARLEY, UNMILLED	-	-	-	-	-	17	51	54	22	6
044 MAIZE (NOT INCLUDING SWEET CORN), UNMILLED	-	3	1,243	985	12	233,842	248,061	372,531	372,574	359,839
045 CEREALS, UNMILLED (OTHER THAN WHEAT, RICE, BARLEY AND MAIZE)	-	-	-	-	-	47	86	52	236	14
046 MEAL AND FLOUR OF WHEAT AND FLOUR OF MESLIN	15,718	16,771	15,736	23,217	23,453	12,323	15,381	15,357	21,327	21,571
047 OTHER CEREAL MEALS AND FLOURS	1,559	1,226	936	1,841	1,417	23,420	30,168	33,744	40,139	36,091
048 CEREAL PREPARATIONS AND PREPARATIONS OF FLOUR OR STARCH OF FRUITS OR VEGETABLES	41,711	32,054	33,809	50,282	57,504	420,246	448,812	495,422	642,001	652,863
054 VEGETABLES, FRESH, CHILLED, FROZEN OR SIMPLY PRESERVED (INCLUDING DRIED LEGUMINOUS VEGETABLES); ROOTS, TUBERS AND OTHER EDIBLE VEGETABLE PRODUCTS, N.E.S., FRESH OR DRIED	18,211	9,117	3,935	6,788	7,780	230,477	246,018	269,301	310,610	264,486
056 VEGETABLES, ROOTS AND TUBERS, PREPARED OR PRESERVED, N.E.S.	1,597	1,105	1,061	1,054	2,036	41,906	50,664	54,922	57,833	63,294
057 FRUIT AND NUTS (NOT INCLUDING OIL NUTS), FRESH OR DRIED	48,806	58,490	48,427	38,196	32,544	128,576	115,523	155,665	176,833	170,460
058 FRUIT, PRESERVED, AND FRUIT PREPARATIONS (EXCLUDING FRUIT JUICES)	478	490	301	330	613	45,361	51,637	57,000	70,832	70,049

JADUAL 4 (SAMB) : EKSPORT DAN IMPORT MENGIKUT KUMPULAN BARANGAN (RM RIBU), 2019-2023
 TABLE 4 (CONT'D): EXPORTS AND IMPORTS BY COMMODITY GROUPS (RM THOUSAND), 2019-2023

BAHAGIAN BARANGAN COMMODITY GROUPS	EKSPORT EXPORTS					IMPORT IMPORTS				
	2019	2020	2021	2022	2023	2019	2020	2021	2022	2023
JUMLAH/TOTAL	49,192,094	41,336,571	55,664,568	77,094,504	62,798,149	35,342,494	38,090,126	31,570,250	40,925,044	42,157,713
265 VEGETABLE TEXTILE FIBRES (OTHER THAN COTTON AND JUTE), RAW OR PROCESSED BUT NOT SPUN; WASTE OF THESE FIBRES	4	-	-	-	-	253	814	1,190	558	649
266 SYNTHETIC FIBRES SUITABLE FOR SPINNING	191	58	-	8	16	505	155	174	1,345	1,640
267 OTHER MAN-MADE FIBRES SUITABLE FOR SPINNING; WASTE OF MAN-MADE FIBRES	-	-	-	163	-	3	-	-	6	-
268 WOOL AND OTHER ANIMAL HAIR (INCLUDING WOOL TOPS)	-	-	-	-	-	46	2	-	-	6
269 WORN CLOTHING AND OTHER WORN TEXTILE ARTICLES; RAGS	16,880	13,741	13,364	19,804	18,339	49,136	39,349	61,662	65,504	49,946
272 FERTILIZERS, CRUDE, OTHER THAN THOSE OF DIVISION 56	345	597	1,177	3,490	923	52,194	50,910	66,490	89,438	91,296
273 STONE, SAND AND GRAVEL	16,370	14,348	17,788	18,189	23,496	9,789	7,942	14,630	12,407	15,469
274 SULPHUR AND UNROASTED IRON PYRITES	-	-	14	-	-	184	16	61	53	42
277 NATURAL ABRASIVES, N.E.S. (INCLUDING INDUSTRIAL DIAMONDS)	1,009	1,616	456	68,981	1,672	13,528	469	399	3,310	1,518
278 OTHER CRUDE MINERALS	149,069	49,232	50,007	25,747	159,591	110,435	81,056	125,841	174,056	82,580
281 IRON ORE AND CONCENTRATES	14,855	10,852	-	-	-	581,763	715,963	638,629	1,231,369	783,267
282 FERROUS WASTE AND SCRAP; REMELTING SCRAP INGOTS OF IRON OR STEEL	133,748	92,047	103,272	216,241	175,115	8,944	3,426	3,533	365	644
283 COPPER ORES AND CONCENTRATES; COPPER MATTES; CEMENT COPPER	-	-	-	-	38	-	-	-	4	-
285 ALUMINIUM ORES AND CONCENTRATES (INCLUDING ALUMINA)	202	-	9	4	2	67	1,114	57	457	-
287 ORES AND CONCENTRATES OF BASE METALS, N.E.S.	10	85	37	*	-	5,213	1,062	-	-	1,039
288 NON-FERROUS BASE METAL WASTE AND SCRAP, N.E.S.	64,799	50,505	86,245	109,245	144,091	96	-	88	32	161,557
289 ORES AND CONCENTRATES OF PRECIOUS METALS; WASTE, SCRAP AND SWEEPINGS OF PRECIOUS METALS (OTHER THAN OF GOLD)	-	-	-	93	195	-	-	14	-	-
291 CRUDE ANIMAL MATERIALS, N.E.S.	1,829	344	1,123	346	676	1,622	2,108	1,918	1,833	2,846
292 CRUDE VEGETABLE MATERIALS, N.E.S.	52,842	66,581	47,038	63,114	76,624	27,424	29,773	33,637	31,942	35,350
321 COAL, WHETHER OR NOT PULVERIZED, BUT NOT AGGLOMERATED	-	-	-	-	-	165	61	3	-	63
322 BRIQUETTES, LIGNITE AND PEAT	111	-	15	303	84	996	4,534	3,388	2,783	6,587
325 COKE AND SEMI-COKE (INCLUDING CHAR) OF COAL, OF LIGNITE OR OF PEAT, WHETHER OR NOT AGGLOMERATED; RETORT CARBON	-	-	-	-	-	-	7	-	-	-
333 PETROLEUM OILS AND OILS OBTAINED FROM BITUMINOUS MINERALS, CRUDE	24,463,383	15,925,562	20,202,485	32,092,080	26,240,681	1,691	12	*	14	24
334 PETROLEUM OILS AND OILS OBTAINED FROM BITUMINOUS MINERALS (OTHER THAN CRUDE); PREPARATIONS, N.E.S., CONTAINING BY WEIGHT 70% OR MORE OF PETROLEUM OILS OR OF OILS OBTAINED FROM BITUMINOUS MINERALS, THESE OILS BEING THE BASIC CONSTITUENTS OF THE PREPARATION	105,529	41,824	37,172	41,147	65,027	4,712,600	2,866,402	2,964,496	4,578,929	4,674,922
335 RESIDUAL PETROLEUM PRODUCTS, N.E.S., AND RELATED MATERIALS	6,685	4,287	1,372	1,557	266	62,606	28,682	61,634	42,265	103,334
342 LIQUEFIED PROPANE AND BUTANE	115	66	49	128	337	194,335	212,550	387,647	376,452	406,291
343 NATURAL GAS, WHETHER OR NOT LIQUEFIED	501,016	799,170	3,021,865	5,176,557	5,051,356	-	-	4,262	21	2,089
344 PETROLEUM GASES AND OTHER GASEOUS HYDROCARBONS, N.E.S.	*	15	14	15	217	97	-	107	382	7,541
345 COAL GAS, WATER GAS, PRODUCER GAS AND SIMILAR GASES, OTHER THAN PETROLEUM GASES AND OTHER GASEOUS HYDROCARBONS	8	-	-	-	-	7	-	-	-	-
411 ANIMAL OILS AND FATS	216	464	68	-	428	35	132	164	35	132
421 FIXED VEGETABLE FATS AND OILS, "SOFT", CRUDE, REFINED OR FRACTIONATED	29	-	5	17	5	9,159	10,507	13,255	13,731	8,190

JADUAL 4 (SAMB) : EKSPORT DAN IMPORT MENGIKUT KUMPULAN BARANGAN (RM RIBU), 2019-2023
 TABLE 4 (CONT'D): EXPORTS AND IMPORTS BY COMMODITY GROUPS (RM THOUSAND), 2019-2023

BAHAGIAN BARANGAN COMMODITY GROUPS	EKSPORT EXPORTS					IMPORT IMPORTS				
	2019	2020	2021	2022	2023	2019	2020	2021	2022	2023
JUMLAH/TOTAL	49,192,094	41,336,571	55,664,568	77,094,504	62,798,149	35,342,494	38,090,126	31,570,250	40,925,044	42,157,713
581 TUBES, PIPES AND HOSES, AND FITTINGS THEREFOR, OF PLASTICS	5,955	2,346	3,778	5,523	3,326	135,034	70,379	72,116	96,790	80,109
582 PLATES, SHEETS, FILM, FOIL AND STRIP, OF PLASTICS	2,110	3,468	2,651	2,542	1,768	62,206	58,788	63,017	74,013	78,408
583 MONOFILAMENT OF WHICH ANY CROSS-SECTIONAL DIMENSION EXCEEDS 1 MM, RODS, STICKS AND PROFILE SHAPES, WHETHER OR NOT SURFACE-WORKED BUT NOT OTHERWISE WORKED, OF PLASTICS	55	64	68	132	155	422	272	969	569	1,175
591 INSECTICIDES, RODENTICIDES, FUNGICIDES, HERBICIDES, ANTI-SPROUTING PRODUCTS AND PLANT-GROWTH REGULATORS, DISINFECTANTS AND SIMILAR PRODUCTS, PUT UP IN FORMS OR PACKINGS FOR RETAIL SALE OR AS PREPARATIONS OR ARTICLES (E.G., SULPHUR-TREATED BANDS, WICKS AND CANDLES, AND FLY-PAPERS)	2,449	2,091	4,122	1,907	3,199	154,364	212,702	229,558	268,479	240,753
592 STARCHES, INULIN AND WHEAT GLUTEN; ALBUMINOIDAL SUBSTANCES; GLUES	2,030	941	3,570	3,751	3,174	33,292	29,253	35,281	54,098	40,424
593 EXPLOSIVES AND PYROTECHNIC PRODUCTS	8,356	12,101	4,663	5,095	5,033	13,601	9,641	4,283	10,767	11,348
597 PREPARED ADDITIVES FOR MINERAL OILS AND THE LIKE; PREPARED LIQUIDS FOR HYDRAULIC TRANSMISSION; ANTI-FREEZING PREPARATIONS AND PREPARED DE-ICING FLUIDS; LUBRICATING PREPARATIONS	29,389	24,696	15,254	19,641	20,161	46,918	54,555	44,305	64,432	61,054
598 MISCELLANEOUS CHEMICAL PRODUCTS, N.E.S.	394,418	275,908	67,120	76,772	167,995	417,519	401,305	296,919	194,127	213,047
599 RESIDUAL PRODUCTS OF THE CHEMICAL OR ALLIED INDUSTRIES, N.E.S.; MUNICIPAL WASTE; SEWAGE SLUDGE; OTHER WASTES	5,406	6,326	6,389	11,083	9,230	1,363	1,806	1,928	3,257	7,173
611 LEATHER	48	-	-	-	-	13	-	-	14	11
612 MANUFACTURES OF LEATHER OR OF COMPOSITION LEATHER, N.E.S.; SADDLERY AND HARNESS	94	35	40	15	30	1,409	490	438	2,126	541
621 MATERIALS OF RUBBER (E.G., PASTES, PLATES, SHEETS, RODS, THREAD, TUBES, OF RUBBER)	15,655	10,881	18,754	14,313	16,696	37,601	28,790	24,001	27,842	29,052
625 RUBBER TYRES, INTERCHANGEABLE TYRE TREADS, TYRE FLAPS AND INNER TUBES FOR WHEELS OF ALL KINDS	3,169	1,807	1,190	2,184	1,555	308,113	286,977	332,690	434,052	396,156
629 ARTICLES OF RUBBER, N.E.S.	12,136	10,631	14,762	12,354	7,370	59,281	36,789	31,434	60,152	66,747
633 CORK MANUFACTURES	-	-	-	-	-	33	55	-	140	12
634 VENEERS, PLYWOOD, PARTICLE BOARD, AND OTHER WOOD, WORKED, N.E.S.	852,269	560,826	869,731	887,231	608,037	112,881	72,984	83,002	100,567	92,604
635 WOOD MANUFACTURES, N.E.S.	17,361	8,233	11,952	6,843	6,750	31,289	23,251	22,700	23,551	21,227
641 PAPER AND PAPERBOARD	7,207	5,360	8,952	11,029	12,191	127,362	91,793	107,787	167,976	126,893
642 PAPER AND PAPERBOARD, CUT TO SIZE OR SHAPE, AND ARTICLES OF PAPER OR PAPERBOARD	5,805	3,484	3,833	11,611	18,515	370,270	351,944	366,009	446,136	450,317
651 TEXTILE YARN	56	-	649	-	-	5,803	4,610	4,993	8,432	6,570
652 COTTON FABRICS, WOVEN (NOT INCLUDING NARROW OR SPECIAL FABRICS)	140	19	489	10	962	11,565	16,209	14,889	10,716	18,357
653 FABRICS, WOVEN, OF MAN-MADE TEXTILE MATERIALS (NOT INCLUDING NARROW OR SPECIAL FABRICS)	8	204	180	130	43	23,061	19,309	21,491	32,303	21,610
654 OTHER TEXTILE FABRICS, WOVEN	24	78	32	4	15	2,698	2,006	1,662	1,946	2,240
655 KNITTED OR CROCHETED FABRICS (INCLUDING TUBULAR KNIT FABRICS, N.E.S., PILE FABRICS AND OPENWORK FABRICS), N.E.S.	2	36	-	3	-	280	303	590	2,326	1,036
656 TULLES, LACE, EMBROIDERY, RIBBONS, TRIMMINGS AND OTHER SMALLWARES	249	18	8	11	20	3,502	2,769	1,959	3,952	3,236

JADUAL 4 (SAMB) : EKSPORT DAN IMPORT MENGIKUT KUMPULAN BARANGAN (RM RIBU), 2019-2023
 TABLE 4 (CONT'D): EXPORTS AND IMPORTS BY COMMODITY GROUPS (RM THOUSAND), 2019-2023

BAHAGIAN BARANGAN COMMODITY GROUPS	EKSPORT EXPORTS					IMPORT IMPORTS				
	2019	2020	2021	2022	2023	2019	2020	2021	2022	2023
JUMLAH/TOTAL	49,192,094	41,336,571	55,664,568	77,094,504	62,798,149	35,342,494	38,090,126	31,570,250	40,925,044	42,157,713
422 FIXED VEGETABLE FATS AND OILS, CRUDE, REFINED OR FRACTIONATED, OTHER THAN "SOFT"	11,033,366	12,844,415	17,991,973	21,805,248	17,952,600	757,947	519,429	376,305	369,042	151,237
431 ANIMAL OR VEGETABLE FATS AND OILS, PROCESSED; WAXES; INEDIBLE MIXTURES OR PREPARATIONS OF ANIMAL OR VEGETABLE FATS OR OILS, N.E.S.	1,541,253	1,893,118	2,296,178	2,753,989	862,491	440	401	13,561	29,168	57,469
511 HYDROCARBONS, N.E.S., AND THEIR HALOGENATED, SULPHONATED, NITRATED OR NITROSATED DERIVATIVES	784	869	1,382	595	1,078	7,677	5,676	4,240	8,902	9,771
512 ALCOHOLS, PHENOLS, PHENOL-ALCOHOLS, AND THEIR HALOGENATED, SULPHONATED, NITRATED OR NITROSATED DERIVATIVES	2,749,348	2,192,281	3,626,461	4,048,820	2,875,349	96,330	42,563	59,343	98,341	70,795
513 CARBOXYLIC ACIDS AND THEIR ANHYDRIDES, HALIDES, PEROXIDES AND PEROXYACIDS; THEIR HALOGENATED, SULPHONATED, NITRATED OR NITROSATED DERIVATIVES	8,771	6,222	3,678	1,054	1,263	22,834	17,762	13,316	15,769	12,572
514 NITROGEN-FUNCTION COMPOUNDS	9,060	721	939	1,784	97	39,558	39,191	42,847	53,840	48,388
515 ORGANO-INORGANIC COMPOUNDS, HETEROCYCLIC COMPOUNDS, NUCLEIC ACIDS AND THEIR SALTS, AND SULPHONAMIDES	2,549	1,376	171	1,485	882	15,783	9,657	21,688	43,337	19,378
516 OTHER ORGANIC CHEMICALS	623	1,216	1,696	987	2,745	11,240	8,070	9,448	4,687	9,430
522 INORGANIC CHEMICAL ELEMENTS, OXIDES AND HALOGEN SALTS	98,459	150,553	150,095	150,584	115,514	44,784	38,186	36,080	51,215	63,644
523 SALTS AND PEROXYSALTS, OF INORGANIC ACIDS AND METALS	25,342	14,514	18,555	18,929	31,193	137,555	175,722	232,717	262,981	242,483
524 OTHER INORGANIC CHEMICALS; ORGANIC AND INORGANIC COMPOUNDS OF PRECIOUS METALS	5,049	310	538	268	634	6,689	5,871	5,223	7,596	12,877
525 RADIOACTIVE AND ASSOCIATED MATERIALS	1,051	11,979	2,184	2,018	10,252	3,788	2,334	6,729	3,631	3,754
531 SYNTHETIC ORGANIC COLOURING MATTER AND COLOUR LAKES, AND PREPARATIONS BASED THEREON	39	183	-	95	522	3,544	5,629	5,135	3,983	4,894
532 DYEING AND TANNING EXTRACTS, AND SYNTHETIC TANNING MATERIALS	42	48	117	122	52	920	1,075	1,214	2,322	824
533 PIGMENTS, PAINTS, VARNISHES AND RELATED MATERIALS	9,083	8,379	5,647	5,170	10,825	161,292	130,069	160,139	201,102	199,820
541 MEDICINAL AND PHARMACEUTICAL PRODUCTS, OTHER THAN MEDICAMENTS OF GROUP 542	317	766	4,414	14,167	2,249	49,997	56,348	391,322	172,465	125,593
542 MEDICAMENTS (INCLUDING VETERINARY MEDICAMENTS)	27,072	18,142	24,313	14,671	29,586	368,533	344,747	468,502	476,682	469,831
551 ESSENTIAL OILS, PERFUME AND FLAVOUR MATERIALS	238	493	9,779	98	3,190	25,430	42,168	56,043	15,393	15,019
553 PERFUMERY, COSMETIC OR TOILET PREPARATIONS (EXCLUDING SOAPS)	15,776	13,431	18,543	19,397	16,588	467,201	452,982	529,957	627,728	723,088
554 SOAP, CLEANSING AND POLISHING PREPARATIONS	11,409	9,445	10,720	4,163	6,629	268,140	268,450	261,285	318,399	308,211
562 FERTILIZERS (OTHER THAN THOSE OF GROUP 272)	1,267,977	1,097,473	2,059,506	3,454,881	2,027,877	793,969	680,394	1,324,829	1,637,901	968,290
571 POLYMERS OF ETHYLENE, IN PRIMARY FORMS	160	228	372	2,007	45	62,666	55,833	79,248	86,170	82,676
572 POLYMERS OF STYRENE, IN PRIMARY FORMS	2,675	449	162	1,318	436	13,871	10,128	14,874	17,784	12,592
573 POLYMERS OF VINYL CHLORIDE OR OF OTHER HALOGENATED OLEFINS, IN PRIMARY FORMS	21	36	6	123	3	6,329	6,294	9,025	11,371	6,617
574 POLYACETALS, OTHER POLYETHERS AND EPOXIDE RESINS, IN PRIMARY FORMS; POLYCARBONATES, ALKYL RESINS, POLYALLYL ESTERS AND OTHER POLYESTERS, IN PRIMARY FORMS	479	908	239	797	1,135	48,402	35,729	57,768	79,923	79,207
575 OTHER PLASTICS, IN PRIMARY FORMS	34,353	33,667	33,410	40,741	34,208	52,573	51,577	62,221	80,955	74,395
579 WASTE, PARINGS AND SCRAP, OF PLASTICS	4,311	2,193	4,817	3,553	3,830	884	517	610	1,383	1,046

JADUAL 4 (SAMB) : EKSPORT DAN IMPORT MENGIKUT KUMPULAN BARANGAN (RM RIBU), 2019-2023
 TABLE 4 (CONT'D): EXPORTS AND IMPORTS BY COMMODITY GROUPS (RM THOUSAND), 2019-2023

BAHAGIAN BARANGAN COMMODITY GROUPS	EKSPORT EXPORTS					IMPORT IMPORTS				
	2019	2020	2021	2022	2023	2019	2020	2021	2022	2023
JUMLAH/TOTAL	49,192,094	41,336,571	55,664,568	77,094,504	62,798,149	35,342,494	38,090,126	31,570,250	40,925,044	42,157,713
657 SPECIAL YARNS, SPECIAL TEXTILE FABRICS AND RELATED PRODUCTS	2,174	2,160	3,833	2,846	1,991	84,863	55,757	59,325	71,383	61,513
658 MADE-UP ARTICLES, WHOLLY OR CHIEFLY OF TEXTILE MATERIALS, N.E.S.	2,005	3,050	3,371	2,245	2,940	56,869	132,771	83,696	88,598	88,208
659 FLOOR COVERINGS, ETC.	1,786	1,586	335	24	44	31,452	19,409	21,046	22,603	22,343
661 LIME, CEMENT, AND FABRICATED CONSTRUCTION MATERIALS (EXCEPT GLASS AND CLAY MATERIALS)	8,637	6,386	7,047	9,961	24,533	320,619	276,095	365,821	491,504	492,017
662 CLAY CONSTRUCTION MATERIALS AND REFRACTORY CONSTRUCTION MATERIALS	73	135	203	164	975	97,813	89,045	102,445	133,225	370,894
663 MINERAL MANUFACTURES, N.E.S.	5,274	3,757	3,682	3,622	5,970	70,906	61,645	71,431	104,452	80,248
664 GLASS	3,322	3,129	3,301	3,653	3,489	30,105	23,281	38,691	40,907	43,164
665 GLASSWARE	1,327	1,174	1,389	725	726	20,976	13,107	12,952	14,972	14,418
666 POTTERY	706	66	73	75	124	8,395	6,758	5,625	8,327	15,998
667 PEARLS AND PRECIOUS OR SEMIPRECIOUS STONES, UNWORKED OR WORKED	-	6	141	24	-	29	518	77	54	65
671 PIG-IRON, SPIEGELEISEN, SPONGE IRON, IRON OR STEEL GRANULES AND POWDERS AND FERRO-ALLOYS	727,118	934,082	752,561	1,527,337	1,042,315	11,717	3,582	6,951	9,667	5,639
672 INGOTS AND OTHER PRIMARY FORMS, OF IRON OR STEEL; SEMI-FINISHED PRODUCTS OF IRON OR STEEL	-	-	-	-	-	573	458	21,857	36,926	2,993
673 FLAT-ROLLED PRODUCTS OF IRON OR NON-ALLOY STEEL, NOT CLAD, PLATED OR COATED	160	377	143	376	6,122	109,379	49,160	112,960	142,857	161,857
674 FLAT-ROLLED PRODUCTS OF IRON OR NON-ALLOY STEEL, CLAD, PLATED OR COATED	17,361	37,622	45,484	39,530	52,935	177,870	159,277	263,168	334,077	351,077
675 FLAT-ROLLED PRODUCTS OF ALLOY STEEL	360	187	448	1,341	1,741	104,984	90,569	153,489	92,114	63,228
676 IRON AND STEEL BARS, RODS, ANGLES, SHAPES AND SECTIONS (INCLUDING SHEET PILING)	7,321	4,500	2,883	6,260	13,938	327,441	205,634	350,093	420,048	440,345
677 RAILS OR RAILWAY TRACK CONSTRUCTION MATERIAL, OF IRON OR STEEL	-	6	-	81	2	4,941	564	416	464	483
678 WIRE OF IRON OR STEEL	221	399	238	439	533	20,871	20,118	20,219	27,454	21,544
679 TUBES, PIPES AND HOLLOW PROFILES, AND TUBE OR PIPE FITTINGS, OF IRON OR STEEL	313,951	262,259	241,991	178,463	298,011	767,680	571,078	444,304	467,445	655,294
681 SILVER, PLATINUM AND OTHER METALS OF THE PLATINUM GROUP	-	-	-	-	445	3	-	-	6,027	2,170
682 COPPER	389	321	319	422	7,093	5,937	5,872	5,799	145,155	37,139
683 NICKEL	109	308	146	49	189	2,229	2,908	1,599	2,227	1,638
684 ALUMINIUM	5,975	4,867	7,873	1,084	1,659	72,328	40,067	39,811	37,737	49,860
685 LEAD	-	15	-	10	14	14	67	-	59	78
686 ZINC	17	2	315	114	104	8,228	8,088	4,893	5,959	3,013
687 TIN	-	-	-	-	-	-	-	-	-	21
689 MISCELLANEOUS NON-FERROUS BASE METALS EMPLOYED IN METALLURGY, AND CERMETS	17	32	295	-	-	16	-	601	-	-
691 STRUCTURES AND PARTS OF STRUCTURES, N.E.S., OF IRON, STEEL OR ALUMINIUM	23,169	20,311	12,605	25,245	18,591	150,139	122,888	131,936	331,971	358,502
692 METAL CONTAINERS FOR STORAGE OR TRANSPORT	1,644	1,107	3,187	1,913	9,549	26,393	23,554	24,663	132,165	49,965
693 WIRE PRODUCTS (EXCLUDING INSULATED ELECTRICAL WIRING) AND FENCING GRILLS	6,875	4,393	6,113	4,956	10,843	51,407	46,324	44,533	62,598	72,066
694 NAILS, SCREWS, NUTS, BOLTS, RIVETS AND THE LIKE, OF IRON, STEEL, COPPER OR ALUMINIUM	8,477	6,907	5,830	6,985	7,259	60,099	44,379	51,764	61,331	59,226
695 TOOLS FOR USE IN THE HAND OR IN MACHINES	144,826	148,201	68,197	131,049	163,371	205,182	165,894	189,582	222,035	224,921
696 CUTLERY	173	131	58	104	43	13,988	12,846	12,252	12,160	6,303
697 HOUSEHOLD EQUIPMENT OF BASE METAL, N.E.S.	1,793	2,048	1,086	1,527	2,287	78,931	71,453	97,988	171,555	174,313
699 MANUFACTURES OF BASE METAL, N.E.S.	29,683	25,487	26,777	45,273	41,535	276,254	220,314	226,007	288,302	291,497
711 STEAM OR OTHER VAPOUR-GENERATING BOILERS, SUPERHEATED WATER BOILERS, AND AUXILIARY PLANT FOR USE THEREWITH; PARTS THEREOF	296	776	1,923	445	3,851	22,856	19,184	30,262	45,867	42,910
712 STEAM TURBINES AND OTHER VAPOUR TURBINES AND PARTS THEREOF, N.E.S.	2,602	915	1,780	434	11	17,347	13,625	14,340	5,569	43,655

JADUAL 4 (SAMB) : EKSPORT DAN IMPORT MENGIKUT KUMPULAN BARANGAN (RM RIBU), 2019-2023
 TABLE 4 (CONT'D): EXPORTS AND IMPORTS BY COMMODITY GROUPS (RM THOUSAND), 2019-2023

BAHAGIAN BARANGAN COMMODITY GROUPS	EKSPORT EXPORTS					IMPORT IMPORTS				
	2019	2020	2021	2022	2023	2019	2020	2021	2022	2023
JUMLAH/TOTAL	49,192,094	41,336,571	55,664,568	77,094,504	62,798,149	35,342,494	38,090,126	31,570,250	40,925,044	42,157,713
713 INTERNAL COMBUSTION PISTON ENGINES AND PARTS THEREOF, N.E.S.	42,153	21,428	18,305	22,339	25,526	120,543	111,090	91,253	132,872	206,063
714 ENGINES AND MOTORS, NON-ELECTRIC (OTHER THAN THOSE OF GROUPS 712, 713 AND 718); PARTS, N.E.S., OF THESE ENGINES AND MOTORS	6,700	5,125	8,991	13,060	14,561	78,756	44,241	29,990	71,093	124,511
716 ROTATING ELECTRIC PLANT AND PARTS THEREOF, N.E.S.	22,842	19,624	20,115	24,484	27,506	87,665	89,672	64,131	93,303	125,979
718 POWER-GENERATING MACHINERY AND PARTS THEREOF, N.E.S.	5,333	8,743	4,951	9,992	19,595	22,794	40,876	15,158	18,929	48,372
721 AGRICULTURAL MACHINERY (EXCLUDING TRACTORS) AND PARTS THEREOF	879	249	424	640	920	45,366	40,549	35,481	39,685	53,365
722 TRACTORS (OTHER THAN THOSE OF HEADINGS 744.14 AND 744.15)	2,445	3,147	2,505	1,106	2,363	28,647	28,720	41,383	82,875	76,794
723 CIVIL ENGINEERING AND CONTRACTORS' PLANT AND EQUIPMENT; PARTS THEREOF	380,647	347,720	266,508	322,678	397,268	689,025	523,280	575,797	907,579	947,783
724 TEXTILE AND LEATHER MACHINERY AND PARTS THEREOF, N.E.S.	2,157	307	2,948	323	647	27,625	29,167	37,729	52,395	54,039
725 PAPER MILL AND PULP MILL MACHINERY, PAPER-CUTTING MACHINES AND OTHER MACHINERY FOR THE MANUFACTURE OF PAPER ARTICLES; PARTS THEREOF	10	104	78	98	36	3,875	1,320	8,469	2,104	81,637
726 PRINTING AND BOOKBINDING MACHINERY AND PARTS THEREOF	608	117	62	109	183	6,730	5,210	7,873	8,564	19,800
727 FOOD-PROCESSING MACHINES (EXCLUDING DOMESTIC); PARTS THEREOF	1,639	192	863	415	2,790	37,756	63,259	29,113	37,476	71,073
728 OTHER MACHINERY AND EQUIPMENT SPECIALIZED FOR PARTICULAR INDUSTRIES; PARTS THEREOF, N.E.S.	79,245	79,141	72,880	105,619	111,553	344,497	405,018	316,015	423,845	701,316
731 MACHINE TOOLS WORKING BY REMOVING METAL OR OTHER MATERIAL	5,551	3,684	8,488	5,193	3,519	9,982	6,260	16,542	13,603	24,014
733 MACHINE TOOLS FOR WORKING METAL, SINTERED METAL CARBIDES OR CERMETS, WITHOUT REMOVING MATERIAL	2,665	333	615	1,363	1,009	9,137	4,807	8,754	9,694	13,217
735 PARTS, N.E.S., AND ACCESSORIES SUITABLE FOR USE SOLELY OR PRINCIPALLY WITH THE MACHINES FALLING WITHIN GROUPS 731 AND 733 (INCLUDING WORK OR TOOL HOLDERS, SELF-OPENING DIE-HEADS, DIVIDING HEADS AND OTHER SPECIAL ATTACHMENTS FOR MACHINE TOOLS); TOOL HOLDER	1,804	1,181	2,308	2,263	5,562	20,877	22,704	38,719	44,461	61,079
737 METALWORKING MACHINERY (OTHER THAN MACHINE TOOLS) AND PARTS THEREOF, N.E.S.	6,467	2,895	3,755	14,803	20,863	26,658	24,823	24,284	27,741	32,919
741 HEATING AND COOLING EQUIPMENT AND PARTS THEREOF, N.E.S.	13,355	9,792	13,693	17,639	22,452	273,554	285,085	249,300	421,280	568,512
742 PUMPS FOR LIQUIDS, WHETHER OR NOT FITTED WITH A MEASURING DEVICE; LIQUID ELEVATORS; PARTS FOR SUCH PUMPS AND LIQUID ELEVATORS	43,706	39,003	42,770	38,935	54,409	119,073	145,476	96,468	143,248	221,737
743 PUMPS (OTHER THAN PUMPS FOR LIQUIDS), AIR OR OTHER GAS COMPRESSORS AND FANS; VENTILATING OR RECYCLING HOODS INCORPORATING A FAN, WHETHER OR NOT FITTED WITH FILTERS; CENTRIFUGES; FILTERING OR PURIFYING APPARATUS; PARTS THEREOF	67,148	49,387	69,544	63,957	76,457	428,202	441,071	417,211	568,994	583,870
744 MECHANICAL HANDLING EQUIPMENT AND PARTS THEREOF, N.E.S.	55,359	38,153	41,349	50,836	74,645	213,407	143,650	167,295	229,385	282,218

JADUAL 4 (SAMB) : EKSPORT DAN IMPORT MENGIKUT KUMPULAN BARANGAN (RM RIBU), 2019-2023
 TABLE 4 (CONT'D): EXPORTS AND IMPORTS BY COMMODITY GROUPS (RM THOUSAND), 2019-2023

BAHAGIAN BARANGAN COMMODITY GROUPS	EKSPORT EXPORTS					IMPORT IMPORTS				
	2019	2020	2021	2022	2023	2019	2020	2021	2022	2023
JUMLAH/TOTAL	49,192,094	41,336,571	55,664,568	77,094,504	62,798,149	35,342,494	38,090,126	31,570,250	40,925,044	42,157,713
745 NON-ELECTRICAL MACHINERY, TOOLS AND MECHANICAL APPARATUS AND PARTS THEREOF, N.E.S.	11,519	11,081	6,940	12,667	10,355	75,179	121,176	128,794	107,066	120,574
746 BALL- OR ROLLER BEARINGS	8,888	3,865	3,451	1,622	4,568	36,012	29,572	33,179	32,178	28,023
747 TAPS, COCKS, VALVES AND SIMILAR APPLIANCES FOR PIPES, BOILER SHELLS, TANKS, VATS OR THE LIKE, INCLUDING PRESSURE-REDUCING VALVES AND THERMOSTATICALLY CONTROLLED VALVES	104,038	70,459	76,378	85,401	119,576	269,264	245,316	200,614	229,647	245,055
748 TRANSMISSION SHAFTS (INCLUDING CAMSHAFTS AND CRANKSHAFTS) AND CRANKS; BEARING HOUSINGS AND PLAIN SHAFT BEARINGS; GEARS AND GEARING; BALL OR ROLLER SCREWS; GEARBOXES AND OTHER SPEED CHANGERS (INCLUDING TORQUE CONVERTERS); FLYWHEELS AND PULLEYS (INCLUDING PULLEY BLOCKS); CLUTCHES AND SHAFT COUPLINGS (INCLUDING UNIVERSAL JOINTS); ARTICULATED LINK CHAIN; PARTS THEREOF	14,780	11,355	14,421	11,171	15,470	116,109	60,605	44,069	61,863	74,434
749 NON-ELECTRIC PARTS AND ACCESSORIES OF MACHINERY, N.E.S.	32,110	19,388	19,780	26,932	28,470	125,285	95,506	80,315	156,768	100,284
751 OFFICE MACHINES	2,081	3,574	1,617	1,965	2,878	60,263	44,176	39,202	56,168	45,532
752 AUTOMATIC DATA-PROCESSING MACHINES AND UNITS THEREOF; MAGNETIC OR OPTICAL READERS, MACHINES FOR TRANSCRIBING DATA ONTO DATA MEDIA IN CODED FORM AND MACHINES FOR PROCESSING SUCH DATA, N.E.S.	10,707	13,585	7,660	11,118	6,825	83,702	90,731	168,505	132,005	132,274
759 PARTS AND ACCESSORIES (OTHER THAN COVERS, CARRYING CASES AND THE LIKE) SUITABLE FOR USE SOLELY OR PRINCIPALLY WITH MACHINES FALLING WITHIN GROUPS 751 AND 752	4,777	3,692	4,159	6,673	6,421	98,965	57,284	77,416	104,460	136,486
761 MONITORS AND PROJECTORS, NOT INCORPORATING TELEVISION RECEPTION APPARATUS; RECEPTION APPARATUS FOR TELEVISION, WHETHER OR NOT INCORPORATING RADIO-BROADCAST RECEIVERS OR SOUND OR VIDEO RECORDING OR REPRODUCING APPARATUS	2,088	2,085	1,890	3,828	1,867	139,712	125,170	139,629	141,930	128,329
762 RECEPTION APPARATUS FOR RADIO-BROADCASTING, WHETHER OR NOT COMBINED, IN THE SAME HOUSING, WITH SOUND RECORDING OR REPRODUCING APPARATUS OR A CLOCK	517	387	138	509	903	4,341	4,421	6,194	4,848	14,823
763 SOUND RECORDING OR REPRODUCING APPARATUS; VIDEO RECORDING OR REPRODUCING APPARATUS; WHETHER OR NOT INCORPORATING A VIDEO TUNER	117	572	27	188	14	2,812	2,803	2,265	947	1,068
764 TELECOMMUNICATIONS EQUIPMENT, N.E.S., AND PARTS, N.E.S., AND ACCESSORIES OF APPARATUS FALLING WITHIN DIVISION 76	18,114	23,585	16,992	33,490	22,495	466,784	522,338	703,431	552,183	615,577
771 ELECTRIC POWER MACHINERY (OTHER THAN ROTATING ELECTRIC PLANT OF GROUP 716) AND PARTS THEREOF	10,740	9,548	10,767	9,973	9,504	102,355	114,195	61,251	166,963	179,553

JADUAL 4 (SAMB) : EKSPORT DAN IMPORT MENGIKUT KUMPULAN BARANGAN (RM RIBU), 2019-2023
 TABLE 4 (CONT'D): EXPORTS AND IMPORTS BY COMMODITY GROUPS (RM THOUSAND), 2019-2023

BAHAGIAN BARANGAN COMMODITY GROUPS	EKSPORT EXPORTS					IMPORT IMPORTS				
	2019	2020	2021	2022	2023	2019	2020	2021	2022	2023
JUMLAH/TOTAL	49,192,094	41,336,571	55,664,568	77,094,504	62,798,149	35,342,494	38,090,126	31,570,250	40,925,044	42,157,713
772 ELECTRICAL APPARATUS FOR SWITCHING OR PROTECTING ELECTRICAL CIRCUITS OR FOR MAKING CONNECTIONS TO OR IN ELECTRICAL CIRCUITS (E.G., SWITCHES, RELAYS, FUSES, LIGHTNING ARRESTERS, VOLTAGE LIMITERS, SURGE SUPPRESSORS, PLUGS AND SOCKETS, LAMP-HOLDERS AND JUNCTION BOXES); ELECTRICAL RESISTORS (INCLUDING RHEOSTATS AND POTENTIOMETERS), OTHER THAN HEATING RESISTORS; PRINTED CIRCUITS; BOARDS, PANELS (INCLUDING NUMERICAL CONTROL PANELS), CONSOLES, DESKS, CABINETS AND OTHER BASES, EQUIPPED WITH TWO OR MORE APPARATUS FOR SWITCHING, PROTECTING OR FOR MAKING CONNECTIONS TO OR IN ELECTRICAL CIRCUITS, FOR ELECTRIC CONTROL OR THE DISTRIBUTION OF ELECTRICITY (EXCLUDING SWITCHING APPARATUS OF SUBGROUP 764.1)	37,464	64,282	27,293	41,651	50,191	344,005	205,225	164,920	273,287	391,581
773 EQUIPMENT FOR DISTRIBUTING ELECTRICITY, N.E.S.	14,618	13,678	13,053	18,973	15,876	205,213	206,636	208,164	325,346	371,854
774 ELECTRODIAGNOSTIC APPARATUS FOR MEDICAL, SURGICAL, DENTAL OR VETERINARY PURPOSES, AND RADIOLOGICAL APPARATUS	11,601	8,272	3,811	9,354	3,230	25,806	23,907	43,764	27,876	32,740
775 HOUSEHOLD-TYPE ELECTRICAL AND NON-ELECTRICAL EQUIPMENT, N.E.S.	6,790	3,536	2,550	6,701	6,249	297,123	344,132	392,143	306,044	264,517
776 THERMIONIC, COLD CATHODE OR PHOTO-CATHODE VALVES AND TUBES (E.G., VACUUM OR VAPOUR OR GAS-FILLED VALVES AND TUBES, MERCURY ARC RECTIFYING VALVES AND TUBES, CATHODE-RAY TUBES, TELEVISION CAMERA TUBES); DIODES, TRANSISTORS AND SIMILAR SEMICONDUCTOR DEVICES;	9,974	2,588	3,788	2,867	2,027	9,566	11,165	22,603	45,190	63,285
778 ELECTRICAL MACHINERY AND APPARATUS, N.E.S.	29,270	19,277	22,772	21,770	30,698	239,408	217,805	252,761	340,982	522,943
781 MOTOR CARS AND OTHER MOTOR VEHICLES PRINCIPALLY DESIGNED FOR THE TRANSPORT OF PERSONS (OTHER THAN MOTOR VEHICLES FOR THE TRANSPORT OF TEN OR MORE PERSONS, INCLUDING THE DRIVER), INCLUDING STATION-WAGONS AND RACING CARS	229,578	177,170	286,565	337,909	292,927	2,073,884	1,862,237	2,201,178	3,065,349	3,488,447
782 MOTOR VEHICLES FOR THE TRANSPORT OF GOODS AND SPECIAL-PURPOSE MOTOR VEHICLES	40,957	31,966	40,017	55,023	54,755	925,075	681,783	916,400	1,387,632	1,790,602
783 ROAD MOTOR VEHICLES, N.E.S.	1,838	1,460	3,063	2,925	3,387	51,740	31,996	40,308	62,220	68,828
784 PARTS AND ACCESSORIES OF THE MOTOR VEHICLES OF GROUPS 722, 781, 782 AND 783	18,934	16,574	17,381	20,848	19,854	481,963	391,716	483,278	652,089	634,658
785 MOTOR CYCLES (INCLUDING MOPEDS) AND CYCLES, MOTORIZED AND NON-MOTORIZED; INVALID CARRIAGES	13,533	10,050	13,375	18,117	18,454	269,546	256,573	341,363	401,552	379,044
786 TRAILERS AND SEMI-TRAILERS; OTHER VEHICLES, NOT MECHANICALLY-PROPELLED; SPECIALLY DESIGNED AND EQUIPPED TRANSPORT CONTAINERS	991	882	708	2,862	1,419	20,857	21,230	40,154	33,716	31,897
791 RAILWAY VEHICLES (INCLUDING HOVERTRAINS) AND ASSOCIATED EQUIPMENT	32	5	10	184	861	9,700	8,192	16,583	328	2,630

JADUAL 4 (SAMB) : EKSPORT DAN IMPORT MENGIKUT KUMPULAN BARANGAN (RM RIBU), 2019-2023
 TABLE 4 (CONT'D): EXPORTS AND IMPORTS BY COMMODITY GROUPS (RM THOUSAND), 2019-2023

BAHAGIAN BARANGAN COMMODITY GROUPS	EKSPORT EXPORTS					IMPORT IMPORTS				
	2019	2020	2021	2022	2023	2019	2020	2021	2022	2023
JUMLAH/TOTAL	49,192,094	41,336,571	55,664,568	77,094,504	62,798,149	35,342,494	38,090,126	31,570,250	40,925,044	42,157,713
792 AIRCRAFT AND ASSOCIATED EQUIPMENT; SPACECRAFT (INCLUDING SATELLITES) AND SPACECRAFT LAUNCH VEHICLES; PARTS THEREOF	36,509	35,959	21,765	33,132	43,399	63,663	40,945	38,308	54,933	44,892
793 SHIPS, BOATS (INCLUDING HOVERCRAFT) AND FLOATING STRUCTURES	21,726	7,485	4,690	6,044	7,788	3,206,111	10,123,355	24,066	316,421	32,015
811 PREFABRICATED BUILDINGS	6,818	7,112	5,162	4,430	3,502	13,583	14,872	15,553	90,515	30,918
812 SANITARY, PLUMBING AND HEATING FIXTURES AND FITTINGS, N.E.S.	735	429	360	25	8	18,425	12,354	18,628	14,329	28,422
813 LIGHTING FIXTURES AND FITTINGS, N.E.S.	5,707	2,531	2,786	4,093	4,731	70,318	49,685	43,529	52,652	52,597
821 FURNITURE AND PARTS THEREOF; BEDDING, MATTRESSES, MATTRESS SUPPORTS, CUSHIONS AND SIMILAR STUFFED FURNISHINGS	17,414	11,198	11,059	9,921	9,034	271,953	253,028	292,759	346,720	316,090
831 TRUNKS, SUITCASES, VANITY CASES, EXECUTIVE CASES, BRIEFCASES, SCHOOL SATCHES, SPECTACLE CASES, BINOCULAR CASES, CAMERA CASES, MUSICAL INSTRUMENT CASES, GUN CASES, HOLSTERS AND SIMILAR CONTAINERS; TRAVELLING BAGS, INSULATED FOOD OR BEVERAGES BAGS, TOILET BAGS, RUCKSACKS, HANDBAGS, SHOPPING BAGS, WALLETS, PURSES, MAP CASES, CIGARETTE CASES, TOBACCO POUCHES, TOOL BAGS, SPORTS BAGS, BOTTLE CASES, JEWELLERY BOXES, POWDER BOXES, CUTLERY CASES AND SIMILAR CONTAINERS, OF LEATHER OR OF COMPOSITION LEATHER, OF SHEETING OF PLASTICS, OF TEXTILE MATERIALS, OF VULCANIZED FIBRE OR OF PAPERBOARD, OR WHOLLY OR MAINLY COVERED WITH SUCH MATERIALS OR WITH PAPER; TRAVEL SETS FOR PERSONAL TOILET, SEWING OR SHOE OR CLOTHES CLEANING.	1,702	1,738	802	1,281	1,729	57,380	38,251	44,854	66,306	75,757
TRUNKS, SUITCASES, VANITY CASES, EXECUTIVE CASES, BRIEFCASES, SCHOOL SATCHES, SPECTACLE CASES, BINOCULAR CASES, CAMERA CASES, MUSICAL INSTRUMENT CASES, GUN CASES, HOLSTERS AND SIMILAR CONTAINERS; TRAVELLING BAGS, INSULATED FOOD OR BEVERAGES BAGS, TOILET BAGS, RUCKSACKS, HANDBAGS, SHOPPING BAGS, WALLETS, PURSES, MAP CASES, CIGARETTE CASES, TOBACCO POUCHES, TOOL BAGS, SPORTS BAGS, BOTTLE CASES, JEWELLERY BOXES, POWDER BOXES, CUTLERY CASES AND SIMILAR CONTAINERS, OF LEATHER OR OF COMPOSITION LEATHER, OF SHEETING OF PLASTICS, OF TEXTILE MATERIALS, OF VULCANIZED FIBRE OR OF PAPERBOARD, OR WHOLLY OR MAINLY COVERED WITH SUCH MATERIALS OR WITH PAPER; TRAVEL SETS FOR PERSONAL TOILET, SEWING OR SHOE OR CLOTHES CLEANING.										
841 MEN'S OR BOYS' COATS, CAPES, JACKETS, SUITS, BLAZERS, TROUSERS, SHORTS, SHIRTS, UNDERWEAR, NIGHTWEAR AND SIMILAR ARTICLES OF TEXTILE FABRICS, NOT KNITTED OR CROCHETED (OTHER THAN THOSE OF SUBGROUP 845.2)	518	652	627	690	694	78,667	49,166	60,021	130,894	181,356

JADUAL 4 (SAMB) : EKSPORT DAN IMPORT MENGIKUT KUMPULAN BARANGAN (RM RIBU), 2019-2023
 TABLE 4 (CONT'D): EXPORTS AND IMPORTS BY COMMODITY GROUPS (RM THOUSAND), 2019-2023

BAHAGIAN BARANGAN COMMODITY GROUPS	EKSPORT EXPORTS					IMPORT IMPORTS				
	2019	2020	2021	2022	2023	2019	2020	2021	2022	2023
JUMLAH/TOTAL	49,192,094	41,336,571	55,664,568	77,094,504	62,798,149	35,342,494	38,090,126	31,570,250	40,925,044	42,157,713
842 WOMEN'S OR GIRLS' COATS, CAPES, JACKETS, SUITS, TROUSERS, SHORTS, SHIRTS, DRESSES AND SKIRTS, UNDERWEAR, NIGHTWEAR AND SIMILAR ARTICLES OF TEXTILE FABRICS, NOT KNITTED OR CROCHETED (OTHER THAN THOSE OF SUBGROUP 845.2)	381	2,436	1,968	2,342	2,160	81,110	49,918	54,845	94,787	47,559
843 MEN'S OR BOYS' COATS, CAPES, JACKETS, SUITS, BLAZERS, TROUSERS, SHORTS, SHIRTS, UNDERWEAR, NIGHTWEAR AND SIMILAR ARTICLES OF TEXTILE FABRICS, KNITTED OR CROCHETED (OTHER THAN THOSE OF SUBGROUP 845.2)	141	168	20	42	173	16,488	9,058	12,821	12,931	19,083
844 WOMEN'S OR GIRLS' COATS, CAPES, JACKETS, SUITS, TROUSERS, SHORTS, SHIRTS, DRESSES AND SKIRTS, UNDERWEAR, NIGHTWEAR AND SIMILAR ARTICLES OF TEXTILE FABRICS, KNITTED OR CROCHETED (OTHER THAN THOSE OF SUBGROUP 845.2)	1,849	515	212	24	174	54,134	31,870	29,852	45,116	50,826
845 ARTICLES OF APPAREL, OF TEXTILE FABRICS, WHETHER OR NOT KNITTED OR CROCHETED, N.E.S.	6,543	9,301	9,553	6,073	10,762	289,219	227,996	226,833	394,122	469,374
846 CLOTHING ACCESSORIES, OF TEXTILE FABRICS, WHETHER OR NOT KNITTED OR CROCHETED (OTHER THAN THOSE FOR BABIES)	1,652	1,632	2,252	2,921	9,738	36,690	21,424	29,473	98,749	214,198
848 ARTICLES OF APPAREL AND CLOTHING ACCESSORIES OF OTHER THAN TEXTILE FABRICS: HEADGEAR OF ALL MATERIALS	1,306	1,013	870	1,539	988	24,551	35,733	29,684	25,505	30,628
851 FOOTWEAR	4,328	2,340	3,057	3,223	2,075	151,876	102,821	101,325	182,084	169,935
871 OPTICAL INSTRUMENTS AND APPARATUS, N.E.S.	1,152	2,030	1,896	793	1,809	6,744	2,703	1,939	2,559	4,217
872 INSTRUMENTS AND APPLIANCES, N.E.S., FOR MEDICAL, SURGICAL, DENTAL OR VETERINARY PURPOSES	15,196	10,139	12,334	13,881	17,780	89,969	125,897	148,407	146,810	131,980
873 METERS AND COUNTERS, N.E.S.	591	977	1,129	994	1,561	10,256	8,593	12,535	14,293	14,137
874 MEASURING, CHECKING, ANALYSING AND CONTROLLING INSTRUMENTS AND APPARATUS, N.E.S.	237,983	193,393	195,560	163,501	205,095	388,134	332,647	293,902	333,351	459,386
881 PHOTOGRAPHIC APPARATUS AND EQUIPMENT, N.E.S.	1,449	1,230	793	1,560	1,209	4,525	3,841	6,596	4,896	5,609
882 PHOTOGRAPHIC AND CINEMATOGRAPHIC SUPPLIES	10	112	26	14	28	2,473	2,577	2,158	3,452	4,684
884 OPTICAL GOODS, N.E.S.	338	455	470	580	336	6,258	4,744	3,868	6,232	8,261
885 WATCHES AND CLOCKS	733	473	1,173	1,677	1,480	49,690	25,456	37,809	50,029	54,508
891 ARMS AND AMMUNITION	1,041	644	195	203	193	3,698	935	1,882	3,879	8,002
892 PRINTED MATTER	14,783	12,401	14,695	12,281	11,317	140,231	102,123	103,944	121,009	126,651
893 ARTICLES, N.E.S., OF PLASTICS	14,211	14,049	19,336	21,989	25,815	496,600	467,682	616,465	676,812	558,419
894 BABY CARRIAGES, TOYS, GAMES AND SPORTING GOODS	6,156	2,283	1,771	3,249	2,644	197,770	182,198	205,549	244,510	304,708
895 OFFICE AND STATIONERY SUPPLIES, N.E.S.	1,191	443	123	83	153	23,675	12,954	14,570	20,593	23,310
896 WORKS OF ART, COLLECTORS' PIECES AND ANTIQUES	104	135	103	306	47	959	4,145	2,905	3,036	1,641
897 JEWELLERY, GOLDSMITHS' AND SILVERSMITHS' WARES, AND OTHER ARTICLES OF PRECIOUS OR SEMIPRECIOUS MATERIALS, N.E.S.	9,300	17,462	14,709	3,732	874	25,292	104,535	171,242	101,922	16,575
898 MUSICAL INSTRUMENTS AND PARTS AND ACCESSORIES THEREOF; RECORDS, TAPES AND OTHER SOUND OR SIMILAR RECORDINGS (EXCLUDING GOODS OF GROUPS 763 AND 883)	565	1,963	331	618	1,529	12,660	9,962	13,620	11,860	17,066
899 MISCELLANEOUS MANUFACTURED ARTICLES, N.E.S.	2,258	3,292	1,437	2,664	1,732	35,969	35,708	39,574	51,089	48,012
931 SPECIAL TRANSACTIONS AND COMMODITIES NOT CLASSIFIED ACCORDING TO KIND	168,428	47,239	30,024	45,099	157,414	90,675	88,990	99,836	85,168	116,305

JADUAL 4 (SAMB) : EKSPORT DAN IMPORT MENGIKUT KUMPULAN BARANGAN (RM RIBU), 2019-2023
 TABLE 4 (CONT'D): EXPORTS AND IMPORTS BY COMMODITY GROUPS (RM THOUSAND), 2019-2023

BAHAGIAN BARANGAN COMMODITY GROUPS	EKSPORT EXPORTS					IMPORT IMPORTS				
	2019	2020	2021	2022	2023	2019	2020	2021	2022	2023
JUMLAH/TOTAL	49,192,094	41,336,571	55,664,568	77,094,504	62,798,149	35,342,494	38,090,126	31,570,250	40,925,044	42,157,713
961 COIN (OTHER THAN GOLD COIN), NOT BEING LEGAL TENDER	-	-	-	-	2,106	6,103	8,820	13,090	12,588	8,530
971 GOLD, NON-MONETARY (EXCLUDING GOLD ORES AND CONCENTRATES)	-	-	-	51	61,434	11	486	712	1,058	1,675

JADUAL 5 : EKSPORT DAN IMPORT MENGIKUT NEGARA ASAL DAN YANG DITUJU (RM RIBU) 2016-2023
 TABLE 5 : EXPORTS AND IMPORTS BY COUNTRY OF ORIGIN AND DESTINATION (RM THOUSAND) 2016-2023

NEGARA	EKSPORT EXPORTS							
	2016	2017	2018	2019	2020	2021	2022	2023
JUMLAH	41,379,382	51,707,414	56,466,140	49,192,094	41,336,571	55,664,568	77,094,504	62,798,149
AFRICA	207,550	294,850	372,732	344,298	582,056	1,222,046	554,224	839,624
ALGERIA	282	258	247	144	118	25,197	62	49
ANGOLA	500	132	395	3,379	352	217	756	1,438
BENIN	-	-	6,500	-	-	-	510	20,451
BOTSWANA	-	-	-	-	-	*	*	-
BURKINA FASO	-	-	-	-	-	-	-	-
BURUNDI	-	-	-	-	-	-	-	-
CAMEROON	171	35	719	52	*	-	81	28
CAPE VERDE	-	-	-	-	12,905	-	-	-
CENTRAL AFRICAN REPUBLIC	-	-	-	40	-	-	-	30
CHAD	80	1	87	3	-	-	-	-
COMOROS	206	-	-	-	-	-	-	-
CONGO	68	157	261	33	9	111	447	578
CONGO, THE DEMOCRATIC REPUBLIC OF THE	-	-	520	-	25,334	-	-	10
COTE D'IVOIRE	113	1,837	1,024	-	185	11	28	751
DJIBOUTI	-	-	-	-	-	22,393	133,373	-
EGYPT	47,864	4,720	34,733	29,374	3,681	111,662	52,664	1,434
EQUATORIAL GUINEA	2,957	137	204	60	-	*	1	*
ERITREA	-	-	-	-	-	-	-	-
ESWATINI	-	-	-	-	-	-	-	-
ETHIOPIA	-	-	-	-	-	-	-	-
GABON	74	7,107	5,144	12,707	1,067	5,637	491	508
GAMBIA	-	46	-	44	-	-	-	-
GHANA	1,001	421	2,369	393	129,181	210,129	694	18,218
GUINEA	-	-	-	-	-	-	-	-
GUINEA-BISSAU	-	-	-	-	-	-	-	-
KENYA	434	72,955	143,481	61,804	133,938	705,591	228,250	483,208
LESOTHO	-	-	-	-	-	-	-	-
LIBERIA	-	17,625	17,872	19,424	55	-	-	10,231
LIBYA	-	2	1	1	-	7	49	-
MADAGASCAR	77	-	-	17,602	-	-	13,157	41,594
MALAWI	-	-	-	-	-	-	-	-
MALI	-	-	-	-	-	-	-	263
MAURITANIA	-	76	64	342	6	-	-	180
MAURITIUS	10,550	11,690	9,341	9,539	7,974	4,853	6,920	8,840
MAYOTTE	-	-	-	-	-	-	-	-
MOROCCO	15	30	-	-	13,558	-	-	2

JADUAL 5 (SAMB) : EKSPORT DAN IMPORT MENGIKUT NEGARA ASAL DAN YANG DITUJU (RM RIBU) 2016-2023

TABLE 5 (CONTD) : EXPORTS AND IMPORTS BY COUNTRY OF ORIGIN AND DESTINATION (RM THOUSAND) 2016-2023

IMPORT								COUNTRY
2016	2017	2018	2019	2020	2021	2022	2023	
28,942,690	28,714,724	30,658,565	35,342,494	38,090,126	31,570,250	40,925,044	42,157,713	TOTAL
86,515	82,152	76,287	70,874	75,534	107,823	92,232	105,748	AFRICA
-	*	7	-	14	-	*	18	ALGERIA
55	18	153	14	379	5	250	10	ANGOLA
-	-	-	-	-	-	-	687	BENIN
-	-	-	-	-	-	-	-	BOTSWANA
-	-	-	-	-	-	-	-	BURKINA FASO
-	-	-	19	-	-	-	-	BURUNDI
123	62	6	19	180	176	47	621	CAMEROON
-	-	-	-	-	-	-	-	CAPE VERDE
-	-	-	-	-	-	-	-	CENTRAL AFRICAN REPUBLIC
-	-	*	*	-	-	-	-	CHAD
-	-	-	-	-	-	-	-	COMOROS
-	-	-	36	*	4	43	-	CONGO
-	19	-	-	-	-	-	-	CONGO, THE DEMOCRATIC REPUBLIC OF THE
-	-	-	-	*	-	-	-	COTE D'IVOIRE
-	-	-	-	-	-	-	2,874	DJIBOUTI
44,689	49,004	42,264	33,673	46,451	80,015	59,378	62,636	EGYPT
-	-	-	-	-	-	-	-	EQUATORIAL GUINEA
-	-	-	-	-	-	-	-	ERITREA
21	*	769	*	1	-	1	-	ESWATINI
-	7	-	-	*	4	1	-	ETHIOPIA
75	2,392	1,519	4,601	3,034	91	228	768	GABON
1	-	-	-	-	-	-	-	GAMBIA
-	23	12	2	30	5	81	1	GHANA
-	-	-	-	-	-	-	-	GUINEA
-	-	-	-	-	-	-	-	GUINEA-BISSAU
-	3	2	4	36	28	-	-	KENYA
-	-	-	-	-	-	-	-	LESOTHO
-	-	-	-	1	-	-	-	LIBERIA
-	-	-	-	-	-	-	-	LIBYA
46	12	41	26	1	4	7	39	MADAGASCAR
2	2	27	1	*	12	-	-	MALAWI
-	-	-	-	-	-	-	-	MALI
*	-	-	-	-	-	-	-	MAURITANIA
12	34	35	351	5	36	19	44	MAURITIUS
-	-	-	-	-	-	-	-	MAYOTTE
129	31	212	1,473	171	44	73	321	MOROCCO

JADUAL 5 (SAMB) : EKSPORT DAN IMPORT MENGIKUT NEGARA ASAL DAN YANG DITUJU (RM RIBU) 2016-2023

TABLE 5 (CONTD) : EXPORTS AND IMPORTS BY COUNTRY OF ORIGIN AND DESTINATION (RM THOUSAND) 2016-2023

NEGARA	EKSPORT EXPORTS							
	2016	2017	2018	2019	2020	2021	2022	2023
MOZAMBIQUE	2,385	675	17,250	13,812	37,461	-	19,015	133,626
NAMIBIA	-	-	-	58	3,420	193	76	28
NIGER	-	-	-	-	-	-	-	220
NIGERIA	1,748	19,669	45,330	84,208	77,175	43,602	408	1,391
REUNION	-	-	-	41	-	-	-	-
RWANDA	-	-	-	-	-	1	-	-
SAINT HELENA, ASCENSION AND TRISTAN DA CUNHA	-	-	-	-	-	-	-	-
SAO TOME AND PRINCIPE	-	-	-	-	-	-	121	-
SENEGAL	6	1	-	-	-	62	720	19
SEYCHELLES	2,322	721	319	113	119	397	787	-
SIERRA LEONE	1,256	2,167	2,491	6,365	3,455	-	-	-
SOMALIA	-	-	-	-	-	-	-	-
SOUTH AFRICA	47,299	43,899	37,955	79,876	88,563	39,653	21,972	59,619
SOUTH SUDAN	-	-	-	-	-	2	-	-
SUDAN	100	-	-	-	7,366	1,900	-	-
TANZANIA, UNITED REPUBLIC OF	77,068	106,640	344	134	280	836	73,187	528
TOGO	24	-	45,348	4,750	35,310	49,471	380	56,300
TUNISIA	9,153	40	581	-	544	118	-	57
UGANDA	1,797	3,810	152	-	-	3	-	20
WESTERN SAHARA	-	-	-	-	-	-	-	-
ZAIRE, REPUBLIC OF	-	-	-	-	-	-	-	-
ZAMBIA	-	-	-	-	-	-	-	-
ZIMBABWE	-	-	-	-	-	-	76	-
SOUTH AMERICA	201,296	123,876	181,645	387,132	172,442	382,989	420,905	261,450
ANGUILLA	-	-	-	-	-	-	-	-
ANTIGUA & BARBUDA	-	-	-	-	-	-	1	-
ARGENTINA	1,058	1,149	516	9,958	7,677	16,992	14,966	11,742
ARUBA	-	-	-	-	-	-	145	-
BAHAMAS	-	1	-	-	-	-	-	-
BARBADOS	-	-	-	*	-	-	-	1
BELIZE	-	-	-	-	-	-	-	110
BERMUDA	-	-	*	-	-	-	1	-
BOLIVIA, PLURINATIONAL STATE OF	60	612	27	83	33	8	68	90
BONAIRE, SINT EUSTATIUS AND SABA	-	-	-	-	-	-	-	-
BRAZIL	497	14,775	56,211	108,644	12,332	54,186	40,929	15,005
CAYMAN ISLANDS	-	-	-	-	-	-	-	-
CHILE	1,088	26,711	66,069	75,879	89,605	114,666	73,699	126

JADUAL 5 (SAMB) : EKSPORT DAN IMPORT MENGIKUT NEGARA ASAL DAN YANG DITUJU (RM RIBU) 2016-2023
 TABLE 5 (CONTD) : EXPORTS AND IMPORTS BY COUNTRY OF ORIGIN AND DESTINATION (RM THOUSAND) 2016-2023

IMPORT								COUNTRY
2016	2017	2018	2019	2020	2021	2022	2023	
72	52	-	1,341	-	-	1	1	MOZAMBIQUE
-	14	1	438	203	307	207	254	NAMIBIA
-	-	-	-	-	-	-	-	NIGER
191	407	9	14	6	66	24	-	NIGERIA
-	-	-	-	-	34	-	-	REUNION
-	-	-	-	-	-	-	-	RWANDA
-	-	-	-	3	-	-	-	SAINT HELENA, ASCENSION AND TRISTAN DA CUNHA
-	-	-	-	-	-	-	-	SAO TOME AND PRINCIPE
12,033	-	-	-	-	-	-	6,425	SENEGAL
373	-	-	11	1	-	-	-	SEYCHELLES
-	90	-	-	-	-	-	*	SIERRA LEONE
-	-	-	-	-	-	-	-	SOMALIA
28,234	29,681	28,417	28,359	24,124	26,060	31,163	29,344	SOUTH AFRICA
-	-	-	-	-	-	-	-	SOUTH SUDAN
-	7	5	*	-	-	-	-	SUDAN
237	7	-	-	4	-	-	-	TANZANIA, UNITED REPUBLIC OF
-	-	*	-	-	-	-	-	TOGO
86	97	2,748	477	691	729	705	1,705	TUNISIA
3	-	1	-	10	202	-	-	UGANDA
-	-	-	-	-	-	-	-	WESTERN SAHARA
-	-	-	-	-	-	-	-	ZAIRE, REPUBLIC OF
-	-	-	-	-	*	-	-	ZAMBIA
131	191	58	17	189	*	5	1	ZIMBABWE
400,241	439,837	409,373	472,040	505,136	914,506	1,025,330	729,400	SOUTH AMERICA
-	-	-	-	-	-	-	-	ANGUILLA
-	-	-	-	-	-	-	-	ANTIGUA & BARBUDA
310,560	400,104	373,568	377,977	451,289	498,975	514,388	542,230	ARGENTINA
-	-	-	-	-	-	*	1	ARUBA
4	1	-	-	-	-	*	-	BAHAMAS
4	1	3	4	14	-	16	23	BARBADOS
1	4	-	-	-	-	-	-	BELIZE
-	-	-	-	2	-	-	-	BERMUDA
2,802	1,958	1,364	1,647	2,360	3,618	39	259	BOLIVIA, PLURINATIONAL STATE OF
-	-	-	-	-	-	-	3	BONAIRE, SINT EUSTATIUS AND SABA
37,414	7,132	7,532	40,503	30,086	381,013	469,355	140,957	BRAZIL
-	-	-	-	-	-	-	-	CAYMAN ISLANDS
3,346	5,975	5,304	6,177	3,535	6,515	3,350	3,679	CHILE

JADUAL 5 (SAMB) : EKSPORT DAN IMPORT MENGIKUT NEGARA ASAL DAN YANG DITUJU (RM RIBU) 2016-2023
 TABLE 5 (CONTD) : EXPORTS AND IMPORTS BY COUNTRY OF ORIGIN AND DESTINATION (RM THOUSAND) 2016-2023

IMPORT								COUNTRY
2016	2017	2018	2019	2020	2021	2022	2023	
43	49	18	20	262	38	10	18	COLOMBIA
2	84	43	10	30	38	152	57	COSTA RICA
362	175	302	609	207	37	129	121	CUBA
-	-	41	2	40	272	129	-	CURACAO
-	-	-	-	-	-	-	-	DOMINICA
59	15	34	97	56	43	14	91	DOMINICAN REPUBLIC
46	168	116	168	32	82	30	2,611	ECUADOR
*	-	-	-	-	-	-	-	EL SALVADOR
134	-	-	1	-	2	-	-	FALKLAND ISLAND (MALVINAS)
-	-	-	-	-	-	-	-	FRENCH GUIANA
-	-	-	1,166	-	-	-	-	GRENADA
-	-	-	-	48	-	-	-	GUADELOUPE
10	68	216	150	403	117	*	5	GUATEMALA
-	-	7	19	-	-	-	-	GUYANA
11	-	-	-	-	-	-	-	HAITI
5	1	5	2	4	1	5	1	HONDURAS
7	85	9	11	32	7	150	119	JAMAICA
-	-	-	-	-	-	-	-	MARTINIQUE
12,791	13,592	14,544	22,949	16,115	12,820	8,909	22,240	MEXICO
-	-	-	-	-	-	-	-	MONTSERRAT
-	-	317	132	1	2	-	8	NICARAGUA
150	7	7	4	12	22	1	7	PANAMA
-	-	*	-	57	1	102	-	PARAGUAY
10,651	10,391	5,903	19,645	335	10,698	27,122	16,840	PERU
112	12	11	17	42	-	9	3	PUERTO RICO
-	-	-	-	-	-	-	-	SAINT KITTS AND NEVIS
-	-	-	-	-	-	-	-	SAINT LUCIA
-	-	-	-	-	-	-	-	SAINT VINCENT AND THE GRENADINES
-	-	-	-	-	-	-	-	SINT MAARTEEN (DUTCH PART)
-	2	-	-	-	-	1	-	SURINAME
49	1	2	10	55	7	-	10	TRINIDAD AND TOBAGO
-	-	-	-	-	-	-	-	UNITED STATE MINOR OUTLYING ISLANDS
21,675	10	-	-	1	184	63	11	URUGUAY
4	2	31	719	111	5	1,357	107	VENEZUELA, BOLIVARIAN REPUBLIC OF
-	-	-	-	-	-	-	-	VIRGIN ISLANDS, BRITISH
-	-	-	-	7	8	-	-	VIRGIN ISLANDS, U.S

JADUAL 5 (SAMB) : EKSPORT DAN IMPORT MENGIKUT NEGARA ASAL DAN YANG DITUJU (RM RIBU) 2016-2023

TABLE 5 (CONTD) : EXPORTS AND IMPORTS BY COUNTRY OF ORIGIN AND DESTINATION (RM THOUSAND) 2016-2023

NEGARA	EKSPORT EXPORTS							
	2016	2017	2018	2019	2020	2021	2022	2023
NORTH AMERICA	1,495,163	1,475,774	1,393,763	1,055,716	1,483,844	1,139,850	770,307	413,070
CANADA	12,066	11,325	9,252	12,293	9,009	12,602	8,250	12,534
SAINT BARTHELEMY	-	-	-	-	-	-	-	-
SAINT MARTIN (FRENCH PART)	-	-	-	-	-	-	-	-
SAINT PIERRE AND MIQUELON	-	-	-	-	-	-	-	-
TURKS AND CAICOS ISLANDS	-	-	-	-	-	-	-	-
UNITED STATES	1,483,097	1,464,448	1,384,511	1,043,422	1,474,834	1,127,248	762,057	400,537
ASIA	25,095,099	28,945,995	29,333,435	25,113,921	20,831,311	27,003,722	39,534,464	31,435,550
AFGHANISTAN	-	-	-	-	-	-	-	-
ARMENIA	-	-	-	-	-	-	-	*
AZERBAIJAN	934	585	4,198	3,745	3,270	5,438	1,236	1,188
BAHRAIN	1,446	2,270	826	1,790	551	133	167	194
BANGLADESH	108,898	249,296	253,772	56,135	2,106	1,905	85,624	172,636
BHUTAN	-	-	-	-	-	-	-	-
BRITISH INDIAN OCEAN TERRITORY	-	-	-	-	-	-	-	-
BRUNEI DARUSSALAM	199,674	265,564	242,264	255,753	376,967	1,403,318	2,464,508	984,055
CAMBODIA	1,014	1,562	2,831	2,346	1,642	1,656	3,881	3,393
CHINA	4,158,053	4,521,315	4,015,179	4,497,819	5,493,325	7,574,472	8,525,817	7,567,956
GEORGIA	-	846	12	610	33,063	28,845	-	-
HONG KONG	98,077	87,920	93,862	83,965	136,997	191,749	85,826	86,958
INDIA	7,610,621	7,157,134	6,895,763	4,800,020	3,315,431	3,544,417	5,922,435	3,689,327
INDONESIA	1,730,963	1,546,710	1,691,957	1,105,308	760,959	815,730	740,837	628,220
IRAN, ISLAMIC REPUBLIC OF	120	62,835	1	2	23	1	-	-
IRAQ	17,598	47,374	23,300	4,857	69,168	4,212	4,564	24,621
ISRAEL	-	-	-	-	-	-	-	-
JAPAN	1,407,401	1,553,143	1,392,067	1,229,472	1,383,925	2,095,889	4,037,615	3,115,642
JORDAN	8,767	6,051	2,827	4,298	3,171	4,253	3,627	5,162
KAZAKHSTAN	361	52	264	56	26	13	550	432
KOREA, REPUBLIC OF	1,448,725	2,349,624	2,298,732	1,873,576	1,643,644	1,944,361	3,997,902	3,430,590
KUWAIT	3,486	6,000	2,472	1,845	2,528	1,272	768	4,376
KYRGYZSTAN	-	-	-	-	-	*	2	53
LAO, PEOPLE'S DEMOCRATIC REPUBLIC	-	-	9	9	7	1	1	4
LEBANON	3,371	2,744	3,169	2,481	638	1,012	396	2,956
MACAO	623	108	197	61	101	216	56	9
MALDIVES	28,849	60,852	24,064	34,455	14,794	12,858	12,863	10,625
MONGOLIA	-	-	-	-	-	*	1	*
MYANMAR	2,264	1,291	4,773	21,290	46,951	38,714	71,125	23,469

JADUAL 5 (SAMB) : EKSPORT DAN IMPORT MENGIKUT NEGARA ASAL DAN YANG DITUJU (RM RIBU) 2016-2023

TABLE 5 (CONTD) : EXPORTS AND IMPORTS BY COUNTRY OF ORIGIN AND DESTINATION (RM THOUSAND) 2016-2023

IMPORT								COUNTRY
2016	2017	2018	2019	2020	2021	2022	2023	
1,417,945	2,035,027	1,205,674	1,435,181	1,355,617	1,095,281	1,298,231	1,415,700	NORTH AMERICA
321,318	283,191	315,861	237,638	264,694	309,227	460,942	199,188	CANADA
-	-	-	-	-	-	-	-	SAINT BARTHELEMY
-	-	-	-	-	-	-	-	SAINT MARTIN (FRENCH PART)
-	-	-	-	-	-	-	-	SAINT PIERRE AND MIQUELON
-	-	-	-	-	-	-	-	TURKS AND CAICOS ISLANDS
1,096,627	1,751,837	889,812	1,197,543	1,090,923	786,053	837,289	1,216,513	UNITED STATES
6,650,098	7,451,727	9,730,917	13,056,971	18,214,506	8,934,589	10,914,562	11,960,552	ASIA
-	-	-	-	9	*	11	5	AFGHANISTAN
-	-	-	-	-	-	8	4	ARMENIA
-	5	-	-	21	-	-	11	AZERBAIJAN
89,056	4	13,789	-	123	115,372	320,074	652,063	BAHRAIN
1,472	1,268	872	1,105	1,106	2,433	2,077	2,144	BANGLADESH
-	-	-	-	-	-	-	-	BHUTAN
-	-	-	-	-	-	-	-	BRITISH INDIAN OCEAN TERRITORY
15,976	47,123	24,625	13,415	11,201	7,955	4,236	10,788	BRUNEI DARUSSALAM
22,095	19,922	12,308	8,537	7,711	8,951	12,790	13,355	CAMBODIA
2,129,405	2,547,799	2,385,050	2,525,096	2,169,541	3,146,214	3,714,977	4,208,724	CHINA
123	369	918	544	1,540	78	202	129	GEORGIA
35,626	27,733	26,070	24,138	15,380	16,318	16,549	23,163	HONG KONG
236,945	315,133	271,088	308,934	350,754	460,127	527,072	438,806	INDIA
782,651	865,898	1,026,209	1,408,507	1,101,873	1,006,886	1,119,471	841,648	INDONESIA
2,659	5,028	4,986	2,691	2,802	1,413	3,429	2,972	IRAN, ISLAMIC REPUBLIC OF
14	28	-	-	636	-	-	-	IRAQ
-	-	-	-	-	-	-	-	ISRAEL
590,245	388,399	502,199	634,705	555,085	478,164	582,566	731,049	JAPAN
79,175	84,649	65,183	79,948	59,836	148,673	242,014	168,217	JORDAN
9	5	5	1	70	18	1	13	KAZAKHSTAN
142,543	145,081	201,310	3,391,659	10,249,012	191,613	995,240	1,023,016	KOREA, REPUBLIC OF
2	9	18	70	213	26	1	8	KUWAIT
-	1	*	*	-	-	-	-	KYRGYZSTAN
18,564	1	-	143	6,353	2,250	27,965	20,499	LAO, PEOPLE'S DEMOCRATIC REPUBLIC
2	-	16	3	2	-	596	488	LEBANON
1,217	2,945	2,142	61	31	135	31	83	MACAO
-	-	-	-	-	-	-	-	MALDIVES
-	-	3	-	-	-	-	-	MONGOLIA
9,165	6,757	26,264	40,412	29,519	20,903	8,919	8,202	MYANMAR

JADUAL 5 (SAMB) : EKSPORT DAN IMPORT MENGIKUT NEGARA ASAL DAN YANG DITUJU (RM RIBU) 2016-2023
 TABLE 5 (CONTD) : EXPORTS AND IMPORTS BY COUNTRY OF ORIGIN AND DESTINATION (RM THOUSAND) 2016-2023

NEGARA	EKSPORT EXPORTS							
	2016	2017	2018	2019	2020	2021	2022	2023
NEPAL	-	47	103	33	57	58	47,461	59,909
NEUTRAL ZONE	-	-	-	-	-	-	-	-
OMAN	40,894	37,731	2,392	2,461	5,004	4,815	50,655	5,048
PAKISTAN	380,843	833,628	730,971	605,972	641,075	846,661	846,998	719,387
PALESTINIAN TERRITORY OCCUPIED	-	-	-	-	-	-	-	-
PHILIPPINES	2,134,950	1,790,781	2,501,891	2,094,946	2,036,082	2,773,766	3,801,002	2,217,647
QATAR	4,203	2,027	3,755	3,840	4,472	2,177	1,557	2,499
SAUDI ARABIA	96,246	83,577	28,407	41,001	43,863	16,996	279,119	24,543
SINGAPORE	1,559,720	3,260,189	4,195,408	3,810,522	1,471,358	1,201,856	1,668,800	944,186
SOUTH GEORGIA AND THE SOUTH SANDWICH ISLANDS	-	-	-	-	-	-	-	-
SRI LANKA	44,996	6,040	20,902	330	1,216	704	90,079	8,425
SYRIAN ARAB REPUBLIC	1,248	1,363	3,190	3,415	269	-	-	-
TAIWAN, PROVINCE OF CHINA	809,582	898,661	807,624	799,933	850,465	1,459,928	1,668,299	1,357,751
TAJIKISTAN	-	-	-	-	-	-	-	-
THAILAND	1,739,197	2,133,056	2,454,216	2,448,791	1,671,097	1,929,663	3,466,118	4,715,570
TIMOR LESTE	80	1,885	164	198	-	1	x	-
TURKMENISTAN	43	372	38	90	-	9	3	19
UNITED ARAB EMIRATES	40,905	56,357	57,608	35,855	22,708	10,354	72,846	31,173
UZBEKISTAN	-	-	-	1	-	-	-	3
VIET NAM	1,410,527	1,916,608	1,574,229	1,286,640	794,360	1,086,269	1,581,726	1,597,522
YEMEN	420	398	-	-	-	-	-	-
EUROPE	3,092,714	3,197,468	2,722,228	2,984,504	2,781,814	3,690,985	4,571,847	2,939,686
ALBANIA	-	-	-	-	-	-	-	-
ANDORRA	-	-	*	-	-	-	-	-
AUSTRIA	1,407	848	17	25	67	23	22	851
BELARUS	2,348	-	-	-	-	*	-	-
BELGIUM	12,973	12,275	7,874	6,387	2,347	7,768	6,500	23,522
BOSNIA AND HERZEGOVINA	-	-	-	-	-	-	-	-
BULGARIA	2	-	-	113	41,671	*	*	21
CROATIA	229	309	*	1	*	2	*	*
CYPRUS	*	20,962	*	3,847	5	15	914	29
CZECH REPUBLIC	4,925	946	2	2	21	3	1	*
DENMARK	648	2,466	2,659	1,901	1,159	450	454	444
ESTONIA	-	2	-	2	1,939	120	20,225	31
FAROE ISLANDS	-	-	-	-	-	-	-	-
FINLAND	4	57	5	9	4	28	80	*
FRANCE	5,732	9,081	22,620	6,616	3,322	3,646	1,242	1,503

JADUAL 5 (SAMB) : EKSPORT DAN IMPORT MENGIKUT NEGARA ASAL DAN YANG DITUJU (RM RIBU) 2016-2023

TABLE 5 (CONTD) : EXPORTS AND IMPORTS BY COUNTRY OF ORIGIN AND DESTINATION (RM THOUSAND) 2016-2023

IMPORT								COUNTRY
2016	2017	2018	2019	2020	2021	2022	2023	
8	52	-	9	11	1	50	*	NEPAL
-	-	-	-	-	-	-	-	NEUTRAL ZONE
251,554	476,983	672,977	583,090	716,190	151,862	5,548	2,089	OMAN
111,078	25,795	4,260	6,916	5,359	50,150	61,479	72,185	PAKISTAN
-	-	-	-	1	-	101	149	PALESTINIAN TERRITORY OCCUPIED
97,445	82,968	110,782	118,506	105,000	92,931	95,844	92,537	PHILIPPINES
8	-	19,857	6	68	34	-	4	QATAR
8,509	10,012	9,706	20,162	10,020	7,716	4,228	3,118	SAUDI ARABIA
713,319	866,709	2,544,418	2,309,232	1,311,249	1,182,868	556,403	653,140	SINGAPORE
-	-	-	-	-	-	-	-	SOUTH GEORGIA AND THE SOUTH SANDWICH ISLANDS
1,088	1,067	1,570	2,572	3,185	3,942	2,605	3,872	SRI LANKA
-	-	-	-	-	-	-	-	SYRIAN ARAB REPUBLIC
255,322	218,638	200,599	208,849	185,863	215,008	106,990	151,304	TAIWAN, PROVINCE OF CHINA
-	-	-	-	-	-	-	-	TAJIKISTAN
718,260	776,850	1,042,991	733,080	604,411	898,049	1,190,047	1,495,608	THAILAND
-	-	-	-	-	-	-	-	TIMOR LESTE
-	-	-	-	2	-	3	5	TURKMENISTAN
33,039	33,131	50,171	39,965	29,493	40,194	52,183	63,080	UNITED ARAB EMIRATES
-	-	-	-	1	-	-	-	UZBEKISTAN
303,525	501,362	510,527	594,612	680,835	684,308	1,260,852	1,278,073	VIET NAM
-	*	5	5	1	-	-	-	YEMEN
1,188,177	1,554,062	1,412,542	1,332,831	1,248,242	1,395,035	1,915,415	1,338,524	EUROPE
59	-	1	19	20	17	4	2	ALBANIA
-	-	1	-	-	91	-	1,147	ANDORRA
24,501	20,609	19,025	17,380	32,443	8,955	26,256	14,541	AUSTRIA
44,031	41,949	78,735	40,501	2,223	29,065	1,569	-	BELARUS
20,596	23,951	23,864	22,624	23,802	251,326	59,566	20,409	BELGIUM
-	*	-	-	-	-	-	-	BOSNIA AND HERZEGOVINA
154	469	189	681	798	137	356	242	BULGARIA
32	9	196	236	16	88	38	118	CROATIA
310	462	389	505	581	291	744	812	CYPRUS
4,187	3,746	4,542	2,258	3,016	1,662	2,235	4,109	CZECH REPUBLIC
30,380	70,052	56,607	44,245	54,659	46,046	81,909	57,721	DENMARK
69	378	151	476	43	21	359	1,275	ESTONIA
-	-	-	-	-	-	-	-	FAROE ISLANDS
2,882	4,940	2,649	5,513	2,711	3,620	7,442	7,051	FINLAND
88,523	84,624	96,018	98,719	43,507	63,211	61,804	117,829	FRANCE

JADUAL 5 (SAMB) : EKSPORT DAN IMPORT MENGIKUT NEGARA ASAL DAN YANG DITUJU (RM RIBU) 2016-2023

TABLE 5 (CONTD) : EXPORTS AND IMPORTS BY COUNTRY OF ORIGIN AND DESTINATION (RM THOUSAND) 2016-2023

NEGARA	EKSPORT EXPORTS								
	2016	2017	2018	2019	2020	2021	2022	2023	
CHRISTMAS ISLAND	-	-	-	-	-	-	-	-	
COCOS (KEELING) ISLANDS	-	-	-	-	-	-	-	-	
COOK ISLANDS	-	-	-	-	-	-	-	-	
FUJI	232	12	5	18	*	-	1	-	
FRENCH POLYNESIA	-	-	-	-	-	-	-	35	
FRENCH SOUTHERN TERRITORIES	-	-	-	-	-	-	-	-	
GUAM	-	-	-	49	-	*	*	-	
HEARD ISLAND AND MCDONALD ISLANDS	-	-	-	-	-	-	-	-	
KIRIBATI	-	-	-	-	-	-	-	40	
MARSHALL ISLANDS	192	-	-	-	-	-	-	-	
MICRONESIA, FEDERATED STATES OF	-	-	-	-	-	-	-	-	
NAURU	-	-	-	-	-	-	-	-	
NEW CALEDONIA	-	-	-	-	-	-	-	13	
NEW ZEALAND	295,728	1,179,295	1,203,910	923,017	666,850	593,155	236,168	159,845	
NIUE	-	-	-	-	-	-	-	-	
NORFOLK ISLAND	-	-	-	-	-	-	-	-	
NORTHERN MARIANA ISLANDS	-	-	610	216	-	-	1	-	
PALAU	-	-	-	-	-	-	-	-	
PAPUA NEW GUINEA	44,500	14,676	92,437	522	2,052	72,025	15,814	6,331	
PITCAIRN	-	-	-	-	-	-	-	-	
SOLOMON ISLANDS	93	2,802	339	18,120	174	67	55	17	
TOKELAU	-	-	-	-	-	-	-	-	
TONGA	-	-	-	-	-	68	-	-	
TUVALU	-	-	-	-	-	-	-	-	
VANUATU	-	-	55	-	-	-	-	-	
WALLIS AND FUTUNA	-	-	-	-	-	-	-	-	
WESTERN SAMOA	34	-	41	-	-	-	166	-	
ANTARCTICA	-	-	-	-	-	-	-	-	
MALAYSIA	6,449,321	9,950,302	14,069,881	13,633,953	12,043,250	17,501,770	26,628,795	23,951,738	
PENINSULAR MALAYSIA	5,556,459	8,555,635	12,857,762	12,013,914	10,744,667	16,378,358	25,101,561	22,079,386	
SABAH	-	-	-	-	-	-	-	-	
SARAWAK	892,862	1,394,667	1,212,119	1,620,039	1,298,583	1,123,412	1,527,234	1,872,352	
OTHER COUNTRIES, NES	-	80	-	-	-	-	*	-	

JADUAL 5 (SAMB) : EKSPORT DAN IMPORT MENGIKUT NEGARA ASAL DAN YANG DITUJU (RM RIBU) 2016-2023

TABLE 5 (CONTD) : EXPORTS AND IMPORTS BY COUNTRY OF ORIGIN AND DESTINATION (RM THOUSAND) 2016-2023

IMPORT								COUNTRY
2016	2017	2018	2019	2020	2021	2022	2023	
20,678	42,049	26,546	7,587	-	12,611	-	-	CHRISTMAS ISLAND
-	-	-	-	-	-	-	-	COCOS (KEELING) ISLANDS
-	-	-	-	-	-	-	-	COOK ISLANDS
5	-	84	75	5	*	2	-	FIJI
-	-	-	-	-	-	-	-	FRENCH POLYNESIA
-	-	-	-	-	-	84	-	FRENCH SOUTHERN TERRITORIES
-	-	-	-	-	-	-	-	GUAM
-	-	-	-	-	-	-	-	HEARD ISLAND AND MCDONALD ISLANDS
-	-	-	-	-	-	-	-	KIRIBATI
-	13	-	-	-	9	*	*	MARSHALL ISLANDS
-	-	-	-	-	-	-	-	MICRONESIA, FEDERATED STATES OF
-	-	-	-	-	-	-	-	NAURU
1	-	-	-	-	-	-	-	NEW CALEDONIA
116,818	147,325	114,490	133,674	118,100	101,958	144,019	143,324	NEW ZEALAND
-	-	-	-	-	-	-	-	NIUE
-	-	-	-	-	-	-	-	NORFOLK ISLAND
-	-	-	-	-	-	-	-	NORTHERN MARIANA ISLANDS
-	-	-	-	-	-	-	-	PALAU
3,813	2,602	6,174	8,824	1,980	1,030	607	554	PAPUA NEW GUINEA
-	-	-	-	-	-	-	-	PITCAIRN
2,471	343	-	-	-	-	-	-	SOLOMON ISLANDS
-	1	-	4	*	11	1	5	TOKELAU
-	-	-	-	-	-	-	19	TONGA
-	-	-	-	-	-	-	-	TUVALU
-	-	-	-	-	-	-	-	VANUATU
-	-	-	-	-	-	-	-	WALLIS AND FUTUNA
-	-	-	-	-	-	-	-	WESTERN SAMOA
-	-	-	-	-	-	-	9	ANTARCTICA
18,759,735	16,668,058	17,432,938	18,582,429	16,385,196	18,732,638	25,106,963	26,119,566	MALAYSIA
18,544,685	16,467,614	17,199,759	18,378,743	16,246,511	18,361,773	24,972,150	26,043,235	PENINSULAR MALAYSIA
220	121	65	69	-	682	-	-	SABAH
214,829	200,322	233,114	203,618	138,685	370,183	134,813	76,331	SARAWAK
-	-	-	-	-	-	-	3	OTHER COUNTRIES, NES

JADUAL 6 : EKSPORT DAN IMPORT MENGIKUT KUMPULAN EKONOMI (RM RIBU), 2019-2023
 TABLE 6 : EXPORTS AND IMPORTS BY ECONOMICS GROUPING (RM THOUSAND), 2019-2023

KUMPULAN / NAMA NEGARA GROUPING / COUNTRIES	EKSPORT EXPORTS					IMPORT IMPORTS				
	2019	2020	2021	2022	2023	2019	2020	2021	2022	2023
KAWASAN PERDAGANGAN BEBAS ASEAN	11,025,604	7,159,422	9,250,972	13,798,000	11,114,067	5,226,443	3,858,153	3,905,100	4,276,527	4,413,850
<i>A.F.T.A</i>										
BRUNEI DARUSSALAM	255,753	376,967	1,403,318	2,464,508	984,055	13,415	11,201	7,955	4,236	10,788
CAMBODIA	2,346	1,642	1,656	3,881	3,393	8,537	7,711	8,951	12,790	13,355
INDONESIA	1,105,308	760,959	815,730	740,837	628,220	1,408,507	1,101,873	1,006,886	1,119,471	841,648
LAO, PEOPLE'S DEMOCRATIC REPUBLIC	9	7	1	1	4	143	6,353	2,250	27,965	20,499
MYANMAR	21,290	46,951	38,714	71,125	23,469	40,412	29,519	20,903	8,919	8,202
PHILIPPINES	2,094,946	2,036,082	2,773,766	3,801,002	2,217,647	118,506	105,000	92,931	95,844	92,537
SINGAPORE	3,810,522	1,471,358	1,201,856	1,668,800	944,186	2,309,232	1,311,249	1,182,868	556,403	653,140
THAILAND	2,448,791	1,671,097	1,929,663	3,466,118	4,715,570	733,080	604,411	898,049	1,190,047	1,495,608
VIET NAM	1,286,640	794,360	1,086,269	1,581,726	1,597,522	594,612	680,835	684,308	1,260,852	1,278,073
KESATUAN EROPAH^a	2,590,897	2,447,004	3,379,147	4,293,314	2,683,409	727,544	728,761	861,293	1,250,577	823,246
<i>E.U.^a</i>										
AUSTRIA	25	67	23	22	851	17,380	32,443	8,955	26,256	14,541
BELGIUM	6,387	2,347	7,768	6,500	23,522	22,624	23,802	251,326	59,566	20,409
BULGARIA	113	41,671	*	*	21	681	798	137	356	242
CROATIA	1	*	2	*	*	236	16	88	38	118
CYPRUS	3,847	5	15	914	29	505	581	291	744	812
CZECH REPUBLIC	2	21	3	1	*	2,258	3,016	1,662	2,235	4,109
DENMARK	1,901	1,159	450	454	444	44,245	54,659	46,046	81,909	57,721
ESTONIA	2	1,939	120	20,225	31	476	43	21	359	1,275
FINLAND	9	4	28	80	*	5,513	2,711	3,620	7,442	7,051
FRANCE	6,616	3,322	3,646	1,242	1,503	98,719	43,507	63,211	61,804	117,829
GERMANY	11,342	6,038	4,990	154,157	134,754	219,735	222,244	180,805	246,477	318,312
GREECE	1,276	811	996	310	8,238	200	430	237	198	503
HUNGARY	*	*	*	1	*	2,382	1,916	2,438	1,205	2,700
IRELAND	5	6	17	2	3	14,102	16,306	14,511	9,663	11,568
ITALY	492,786	290,747	307,925	397,678	451,783	87,042	115,116	66,551	118,564	102,665
LATVIA	-	1	*	13,105	429	410	202	141	96	158
LITHUANIA	-	1	-	1	*	63,452	70,328	103,774	32,434	2,131
LUXEMBOURG	-	2	50	9	13	768	391	66	398	111
MALTA	147	405	*	*	*	4	16	157	876	-
NETHERLANDS	1,365,320	1,700,546	2,892,920	2,979,240	1,830,164	92,781	83,803	62,664	70,475	80,732
POLAND	1,741	685	400	2,598	1,234	11,457	15,092	15,417	13,442	12,070
PORTUGAL	5	4	143	1	26	380	477	480	606	773
ROMANIA	1,395	210	186	136,389	88	1,277	2,295	988	426,090	4,222
SLOVAKIA	-	*	*	*	-	596	94	449	340	1,923
SLOVENIA	-	315	-	*	-	806	32	59	25	82
SPAIN	697,924	396,685	158,899	580,376	230,212	16,525	23,887	17,177	27,105	27,553
SWEDEN	52	14	565	11	62	22,993	14,556	20,021	61,873	33,632

JADUAL 6 (SAMB) : EKSPORT DAN IMPORT MENGIKUT KUMPULAN EKONOMI (RM RIBU), 2019-2023

TABLE 6 (CONT'D) : EXPORTS AND IMPORTS BY ECONOMICS GROUPING (RM THOUSAND),

2019-2023

KUMPULAN / NAMA NEGARA GROUPING / COUNTRIES	EKSPORT EXPORTS					IMPORT IMPORTS				
	2019	2020	2021	2022	2023	2019	2020	2021	2022	2023
KAWASAN PERDAGANGAN BEBAS EROPAH	15,203	14,709	18,236	6,112	17,162	119,652	101,478	101,294	129,725	89,812
<i>E.F.T.A</i>										
ICELAND	-	-	-	-	*	-	5	3	-	3
LIECHTENSTEIN	-	-	-	-	-	-	-	-	-	-
NORWAY	15,191	14,700	12,274	5,819	16,993	65,083	71,633	60,823	86,372	68,396
SWITZERLAND	12	9	5,962	293	169	54,570	29,840	40,468	43,353	21,413
PERSATUAN INTEGRASI LATIN AMERIKA	385,999	171,188	380,329	411,788	260,191	470,413	504,390	913,986	1,024,854	729,073
<i>L.A.I.A</i>										
ARGENTINA	9,958	7,677	16,992	14,966	11,742	377,977	451,289	498,975	514,388	542,230
BOLIVIA, PLURINATIONAL STATE OF	83	33	8	68	90	1,647	2,360	3,618	39	259
BRAZIL	108,644	12,332	54,186	40,929	15,005	40,503	30,086	381,013	469,355	140,957
CHILE	75,879	89,605	114,666	73,699	126	6,177	3,535	6,515	3,350	3,679
COLOMBIA	593	156	39,552	41,321	72,943	20	262	38	10	18
CUBA	-	-	-	-	-	609	207	37	129	121
ECUADOR	15	41	12	32	16,400	168	32	82	30	2,611
MEXICO	190,653	60,634	154,913	114,453	100,064	22,949	16,115	12,820	8,909	22,240
PARAGUAY	-	-	-	-	-	-	57	1	102	-
PERU	8	-	-	126,318	42,658	19,645	335	10,698	27,122	16,840
URUGUAY	-	-	-	1	1	-	1	184	63	11
VENEZUELA, BOLIVARIAN REPUBLIC OF	165	712	-	-	1,162	719	111	5	1,357	107
KAWASAN PERDAGANGAN BEBAS AMERIKA	1,246,369	1,544,477	1,294,763	884,760	513,134	1,458,129	1,371,733	1,108,101	1,307,140	1,437,941
<i>N.A.F.T.A</i>										
CANADA	12,293	9,009	12,602	8,250	12,534	237,638	264,694	309,227	460,942	199,188
MEXICO	190,653	60,634	154,913	114,453	100,064	22,949	16,115	12,820	8,909	22,240
UNITED STATES	1,043,422	1,474,834	1,127,248	762,057	400,537	1,197,543	1,090,923	786,053	837,289	1,216,513
PERSATUAN KERJASAMA SERANTAU ASIA SELATAN	5,496,945	3,974,679	4,406,604	7,005,461	4,660,309	319,537	360,424	516,654	593,294	517,014
<i>S.A.A.R.C</i>										
AFGHANISTAN	-	-	-	-	-	-	9	*	11	5
BANGLADESH	56,135	2,106	1,905	85,624	172,636	1,105	1,106	2,433	2,077	2,144
BHUTAN	-	-	-	-	-	-	-	-	-	-
INDIA	4,800,020	3,315,431	3,544,417	5,922,435	3,689,327	308,934	350,754	460,127	527,072	438,806
MALDIVES	34,455	14,794	12,858	12,863	10,625	-	-	-	-	-
NEPAL	33	57	58	47,461	59,909	9	11	1	50	*
PAKISTAN	605,972	641,075	846,661	846,998	719,387	6,916	5,359	50,150	61,479	72,185
SRI LANKA	330	1,216	704	90,079	8,425	2,572	3,185	3,942	2,605	3,872
NEGARA-NEGARA LAIN, T.T.T.L	28,621,732	26,085,725	37,089,430	50,809,523	43,649,942	27,043,724	31,181,302	24,176,643	32,351,836	34,169,018
<i>OTHER COUNTRIES, N.E.S</i>										

^a Bermula 1 Februari 2020, United Kingdom bukan lagi sebahagian daripada Kesatuan Eropah
As of 1 February 2020, the United Kingdom is no longer part of the European Union

JADUAL 7 : EKSPORT DAN IMPORT MENGIKUT SEKTOR DAN BARANGAN TERPILIH (RM RIBU), 2021-2023
TABLE 7 : EXPORTS AND IMPORTS BY SECTOR AND SELECTED COMMODITIES (RM THOUSAND), 2021-2023

SEKTOR / BARANGAN SECTOR / SELETED COMMODITIES	EKSPORT/EXPORTS			IMPORT/IMPORTS		
	2021	2022	2023	2021	2022	2023
JUMLAH/TOTAL	55,664,568	77,094,504	62,798,149	31,570,250	40,925,044	42,157,713
PERTANIAN <i>AGRICULTURE</i>	21,583,240	25,891,573	20,095,314	2,514,030	2,909,173	2,947,103
GETAH ASLI <i>NATURAL RUBBER</i>	309,764	315,183	294,421	-	395	*
KELAPA SAWIT <i>PALM OIL</i>	17,308,637	21,137,466	15,988,490	287,151	350,039	145,780
MINYAK ISIRUNG KELAPA SAWIT <i>PALM KERNEL OIL</i>	2,922,824	3,134,380	1,974,304	90,127	31,944	556
KAYU GERGAJI <i>SAWN TIMBER</i>	216,373	269,246	273,033	11,162	15,398	10,176
KAYU BALAK <i>SAWLOGS</i>	7,834	37,626	75,453	402	5	-
KAYU KUMAI <i>MOULDINGS</i>	33,968	45,251	36,558	6	95	3,325
UDANG, SEGAR, DISEJUKBEKUKAN <i>PRAWNS, FRESH OR FROZEN</i>	297,960	313,342	236,259	4,260	10,990	12,973
BIJI KOKO <i>COCOA BEANS</i>	3,025	2,624	2,491	-	-	-
HASIL KELUARAN KELAPA SAWIT YANG <i>OTHER PALM-BASED PRODUCTS</i>	86,448	330,385	896,677	2,464	1,732	59,601
LAIN-LAIN <i>OTHER</i>	396,408	306,069	317,629	2,118,457	2,498,574	2,714,692
PERLOMBONGAN <i>MINING</i>	23,293,852	37,385,439	31,478,036	853,776	1,513,912	983,983
PETROLEUM MENTAH <i>CRUDE PETROLEUM</i>	19,051,018	30,306,303	24,706,385	-	1	9
KONDENSAT DAN MINYAK PETROLEUM <i>CONDENSATE AND OTHER PETROLEUM</i>	1,151,467	1,785,777	1,534,296	*	13	16
GAS ASLI CECAIR <i>LIQUIFIED NATURAL GAS</i>	3,021,864	5,176,551	5,051,356	4,262	21	2,077
LAIN-LAIN <i>OTHER</i>	69,504	116,807	185,999	849,513	1,513,877	981,882
PEMBUATAN <i>MANUFACTURING</i>	10,744,087	13,752,539	10,985,506	28,027,143	36,337,640	38,050,170
DEDAK ISIRUNG KELAPA SAWIT <i>PALM KERNEL CAKE</i>	291,224	345,881	358,118	3,062	-	120
OLEOKIMIA BERASASKAN KELAPA SAWIT <i>PALM-BASED OLEOCHEMICALS</i>	1,146,177	1,440,505	723,608	124,061	121,945	178,020
KELUARAN PETROLEUM BERTAPIS <i>REFINED PETROLEUM PRODUCTS</i>	37,172	41,147	65,027	2,964,496	4,578,929	4,674,922

JADUAL 7 (SAMB) : EKSPORT DAN IMPORT MENGIKUT SEKTOR DAN BARANGAN TERPILIH (RM RIBU), 2021-2023
TABLE 7 (CONTD): EXPORTS AND IMPORTS BY SECTOR AND SELECTED COMMODITIES (RM THOUSAND), 2021-2023

SEKTOR / BARANGAN SECTOR / SELETED COMMODITIES	EKSPORT/EXPORTS			IMPORT/IMPORTS		
	2021	2022	2023	2021	2022	2023
VENIR KEPING VENEER SHEET	43,340	69,153	34,229	9,998	16,038	17,187
PAPAN LAPIS PLYWOOD	826,185	816,457	571,701	71,482	78,982	66,185
UDANG, SEGAR, DISEJUKBEKUKAN PRAWNS, FRESH OR FROZEN	15,057	5,805	3,398	1,354	86	264
METANOL METHANOL	2,506,284	2,665,209	2,306,428	237	1,488	147
BESI BRIKUET PANAS HOT BRIQUETTED IRON	752,561	1,527,094	1,042,312	-	-	-
BAJA YANG DIKILANGKAN FERTILIZERS, MANUFACTURED	2,059,506	3,454,881	2,027,877	1,324,829	1,637,901	968,290
KAPAL, BOT DAN STRUKTUR TERAPUNG SHIPS, BOATS AND FLOATING	4,690	6,044	7,788	24,066	316,421	32,015
HASIL KELUARAN KELAPA SAWIT YANG OTHER PALM-BASED PRODUCTS	31,108	9,787	2,505	132,674	40,525	35,465
KAYU TANGGAM BUILDER'S CARPENTRY & JOINERY	10,983	6,888	7,632	11,376	16,641	17,192
LAIN-LAIN OTHER	3,019,799	3,363,686	3,834,882	23,359,507	29,528,684	32,060,365
LAIN-LAIN OTHERS	43,388	64,954	239,293	175,301	164,318	176,456

JADUAL 8 : EKSPORT BARANGAN UTAMA DAN TERPILIH, 2020-2023
 TABLE 8 : EXPORT OF MAJOR AND SELECTED COMMODITIES, 2020-2023

	2020				2021			
	KUANTITI	NILAI	NILAI UNIT	SYER (%)	KUANTITI	NILAI	NILAI UNIT	SYER (%)
	QUANTITY	VALUE	UNIT VALUE	SHARE (%)	QUANTITY	VALUE	UNIT VALUE	SHARE (%)
	RM RIBU THOUSAND				RM RIBU THOUSAND			
JUMLAH		41,336,571		100.0		55,664,568		100.0
HASIL-HASIL UTAMA PERTANIAN	36,486	196,318		0.5	47,304	312,789		0.6
GETAH ASLI (TAN)	36,062	192,042	5,325	0.5	46,988	309,764	6,592	0.6
BIJI KOKO (TAN)	424	4,275	10,083	x	316	3,025	9,573	x
MINYAK KELAPA SAWIT DAN HASIL KELUARAN BERASASKAN KELAPA SAWIT (TAN)	6,415,430	16,022,904		38.8	5,483,915	21,786,417		39.1
MINYAK KELAPA SAWIT (TAN)	4,733,214	12,879,592	2,721	31.2	4,133,331	17,308,637	4,188	31.1
MINYAK ISIRUNG KELAPA SAWIT (TAN)	542,150	1,785,736	3,294	4.3	479,508	2,922,824	6,095	5.3
OLEOKIMIA BERASASKAN KELAPA SAWIT (TAN)	357,028	841,944	2,358	2.0	301,291	1,146,177	3,804	2.1
HASIL KELUARAN KELAPA SAWIT YANG LAIN (TAN)	209,320	228,385	1,091	0.6	109,085	117,556	1,078	0.2
DEDAK ISIRUNG KELAPA SAWIT (TAN)	573,718	287,247	501	0.7	460,701	291,224	632	0.5
LOGAM DAN GALIAN	12,761,139	17,864,029	6,861	43.2	13,123	25,321,027	8,535,958	45.5
PETROLEUM MENTAH ('000 TAN)	10,596	15,293,459	1,443,390	37.0	9,239	19,051,018	2,062,107	34.2
KONDENSAT DAN MINYAK PETROLEUM LAIN ('000 TAN)	418	632,103	1,511,316	1.5	525	1,151,467	2,192,842	2.1
KELUARAN PETROLEUM BERTAPIS ('000 TAN)	25	41,824	1,655,919	0.1	32	37,172	1,149,287	0.1
GAS ASLI CECAIR ('000 TAN)	653	799,170	1,224,162	1.9	2,121	3,021,864	1,424,929	5.4
BAJA YANG DIKLANGKAN ('000 TAN)	1,069	1,097,473	1,026,356	2.7	1,207	2,059,506	1,706,792	3.7
KAYU DAN HASIL KELUARAN KAYU (NILAI)	1,361	754,203	9,229,168	1.8	1,962	1,138,684	9,880,997	2.0
KAYU BALAK ('000 METER PADU)	22	7,335	326,942	x	31	7,834	253,339	x
KAYU GERGAJI ('000 METER PADU)	67	146,693	2,173,618	0.4	90	216,373	2,398,629	0.4
PAPAN LAPIS ('000 METER PADU)	286	527,812	1,847,606	1.3	394	826,185	2,094,693	1.5
KAYU TANGGAM (TAN)	954	7,636	8,006	x	1,411	10,983	7,782	x
KAYU KUMAI ('000 METER PADU)	9	31,727	3,367,438	0.1	10	33,968	3,408,103	0.1
VENIR KEPING ('000 METER PADU)	22	33,000	1,505,558	0.1	25	43,340	1,718,452	0.1
HASIL-HASIL LAUT	12,290	365,782	29,762	0.9	10,407	313,016	30,079	0.6
UDANG, SEGAR, DISEJUKBEKUKAN (TAN)	12,290	365,782	29,762	0.9	10,407	313,016	30,079	0.6
BAHAN KIMIA ORGANIK	1,847,010	1,501,082	813	3.6	1,862,110	2,506,284	1,346	4.5
METANOL (TAN)	1,847,010	1,501,082	813	3.6	1,862,110	2,506,284	1,346	4.5
BARANG-BARANG KELUARAN KILANG TERPILIH	792,542	934,082	1,179	2.3	419,572	752,561	1,794	1.4
BESI BRIKUET PANAS (TAN)	792,542	934,082	1,179	2.3	419,572	752,561	1,794	1.4
KAPAL, BOT DAN STRUKTUR TERAPUNG (UNIT)	6,266	7,485	1,195	x	3,179	4,690	1,475	x
JUMLAH EKSPORT BARANGAN UTAMA DAN TERPILIH (NILAI)	-	37,645,886	-	91.1	-	52,135,470	-	93.7
EKSPORT TRANSAKSI BAWAH RM2,000 T.T.T.L (NILAI)	-	14,154	-	x	-	13,761	-	x
EKSPORT LAIN (NILAI)	-	3,676,532	-	8.9	-	3,515,337	-	6.3

Bermula bulan rujukan Jun 2022, statistik tertentu telah disesuaikan selaras dengan penggunaan Harmonised Commodity description and Coding system 2022 (HS2022).

JADUAL 8 (SAMB) : EKSPORT BARANGAN UTAMA DAN TERPILIH, 2020-2023
 TABLE 8 (CONTD) : EXPORT OF MAJOR AND SELECTED COMMODITIES, 2020-2023

2022				2023				
KUANTITI QUANTITY	NILAI VALUE	NILAI UNIT UNIT VALUE	SYER (%) SHARE (%)	KUANTITI QUANTITY	NILAI VALUE	NILAI UNIT UNIT VALUE	SYER (%) SHARE (%)	
RM RIBU THOUSAND				RM RIBU THOUSAND				
	77,094,504		100.0		62,798,149		100.0	TOTAL
46,754	317,807		0.4	49,332	296,912		0.5	PRIMARY AGRICULTURAL PRODUCTS
46,482	315,183	6,781	0.4	49,116	294,421	5,994	0.5	NATURAL RUBBER (TONNE)
272	2,624	9,645	x	216	2,491	11,532	x	COCOA BEANS (TONNE)
6,060,478	26,398,405		34.2	5,619,105	19,943,702		31.8	PALM OIL AND PALM-BASED PRODUCTS (TONNE)
3,912,618	21,137,466	5,402	27.4	4,021,488	15,988,490	3,976	25.5	PALM OIL (TONNE)
418,123	3,134,380	7,496	4.1	458,891	1,974,304	4,302	3.1	PALM KERNEL OIL (TONNE)
478,785	1,440,505	3,009	1.9	217,402	723,608	3,328	1.2	PALM-BASED OLEOCHEMICAL (TONNE)
781,196	340,172	435	0.4	411,106	899,182	2,187	1.4	OTHER PALM-BASED PRODUCTS (TONNE)
469,756	345,881	736	0.4	510,219	358,118	702	0.6	PALM KERNEL CAKE (TONNE)
12,673,128	40,764,659		52.9	12,270	33,384,941		53.2	METAL AND MINERALS
8,437	30,306,303	3,592,137	39.3	8,032	24,706,385	3,076,008	39.3	CRUDE PETROLEUM ('000 TONNE)
511	1,785,777	3,491,535	2.3	512	1,534,296	2,998,773	2.4	CONDENSATE AND OTHER PETROLEUM OIL ('000 TONNE)
18	41,147	2,292,465	0.1	28	65,027	2,331,781	0.1	REFINED PETROLEUM PRODUCTS ('000 TONNE)
2,520	5,176,551	2,053,990	6.7	2,498	5,051,356	2,022,180	8.0	LIQUEFIED NATURAL GAS ('000 TONNE)
1,187	3,454,881	2,911,499	4.5	1,201	2,027,877	1,688,713	3.2	FERTILIZERS, MANUFACTURED ('000 TONNE)
	1,244,621		1.6	1,703	998,606		1.6	TIMBER AND TIMBER-BASED PRODUCTS (VALUE)
48	37,626	789,316	x	125	75,453	602,217	0.1	SAWLOGS ('000 CU. METRES)
102	269,246	2,648,126	0.3	109	273,033	2,515,713	0.4	SAWN TIMBER ('000 CU. METRES)
304	816,457	2,689,613	1.1	263	571,701	2,174,870	0.9	PLYWOOD ('000 CU. METRES)
1,205	6,888	5,719	x	1,175	7,632	6,498	x	BUILDER'S CARPENTRY & JOINERY (TONNE)
13	45,251	3,393,996	0.1	10	36,558	3,634,586	0.1	MOULDINGS ('000 CU. METRES)
38	69,153	1,830,620	0.1	22	34,229	1,548,764	0.1	VENEER SHEET ('000 CU. METRES)
9,588	319,147	33,285	0.4	7,933	239,658	30,210	0.4	MARINE PRODUCTS
9,588	319,147	33,285	0.4	7,933	239,658	30,210	0.4	PRAWNS, FRESH, FROZEN (TONNE)
1,875,931	2,665,209	1,421	3.5	1,850,117	2,306,428	1,247	3.7	ORGANIC CHEMICALS
1,875,931	2,665,209	1,421	3.5	1,850,117	2,306,428	1,247	3.7	METHANOL (TONNE)
808,812	1,527,094	1,888	2.0	584,197	1,042,312		1.7	SELECTED MANUFACTURED PRODUCTS
808,812	1,527,094	1,888	2.0	584,197	1,042,312	1,784	1.7	HOT BRIQUETTED IRON (TONNE)
898	6,044	6,731	x	1,389	7,788	5,607	x	SHIPS, BOATS AND FLOATING STRUCTURES (UNIT)
-	73,242,988	-	95.0		58,220,346		92.7	TOTAL EXPORTS OF MAJOR AND SELECTED COMMODITIES (VALUE)
-	14,561	-	x	-	15,213	-	x	EXPORTS OF TRANSACTIONS BELOW RM2,000 N.E.S. (VALUE)
-	3,836,955	-	5.0	-	4,562,589	-	7.3	OTHER EXPORTS (VALUE)

Commencing on June 2022, some statistics has been realigned with regards to the adoption of Harmonised Commodity description and Coding system 2022 (HS2022).

JADUAL 9 : IMPORT BARANGAN UTAMA DAN TERPILIH, 2020-2023

TABLE 9 : IMPORT OF MAJOR AND SELECTED COMMODITIES, 2020-2023

	2020				2021			
	KUANTITI	NILAI	NILAI UNIT	SYER (%)	KUANTITI	NILAI	NILAI UNIT	SYER (%)
	QUANTITY	VALUE	UNIT VALUE	SHARE (%)	QUANTITY	VALUE	UNIT VALUE	SHARE (%)
	RM RIBU/ THOUSAND				RM RIBU/ THOUSAND			
JUMLAH		38,090,126		100.0		31,570,250		100.0
SUSU DAN KRIM, TEPUNG (TAN)	7,345	199,310	27,135	0.5	6,726	180,945	27	0.6
GANDUM, BELUM DIKILANG (TAN)	127,236	151,776	1,193	0.4	102,106	144,166	1	0.5
BERAS (TAN)	244,748	477,300	1,950	1.3	261,672	534,350	2	1.7
JAGUNG (TERMASUK JAGUNG MANIS) (TAN)	265,103	251,310	948	0.7	271,524	377,024	1	1.2
MI DAN KELUARAN YANG SAMA	30,734	203,004	6,605	0.5	27,696	196,366	7	0.6
BISKUT-BISKUT	18,037	190,338	10,553	0.5	18,803	200,246	11	0.6
SAYUR-SAYURAN (TAN)	100,856	296,671	2,942	0.8	106,068	324,215	3	1.0
GULA DARIPADA BIT ATAU TEBU MENTAH (TAN)	66,771	176,594	2,645	0.5	60,944	162,884	3	0.5
BAHAN MAKANAN UNTUK BINATANG (TIDAK TERMASUK BIJIAN BELUM DIKILANG) (TAN)	161,799	442,871	2,737	1.2	154,265	500,428	3	1.6
SUSU TEPUNG TERSEDIA, UNTUK DIGUNAKAN SEBAGAI MAKANAN BAYI	2,114	78,477	37,119	0.2	2,420	95,006	39	0.3
SUSU ISIAN PEKAT DALAM TIN (TAN)	36,189	187,850	5,191	0.5	35,638	187,301	5	0.6
MINUMAN TANPA ALKOHOL ('000 LITER)	131,738	388,031	2,945	1.0	148,433	434,174	3	1.4
BIR DAN STOUT ('000 LITER)	18,991	256,893	13,527	0.7	16,945	233,547	14	0.7
ROKOK (KILOGRAM)	674,865	142,102	211	0.4	202,292	89,710	0	0.3
MINYAK KELAPA SAWIT MENTAH (TAN)	146,951	404,335	2,751	1.1	19,886	74,993	3,771	0.2
ISIRUNG KELAPA SAWIT (TAN)	21,699	55,502	2,558	0.1	8,240	49,577	6,016	0.2
GABUS DAN KAYU (NILAI)	-	21,397	-	0.1	-	15,523	-	x
GUMPALAN BIJIH BESI (TAN)	1,098,813	715,963	652	1.9	614,810	638,629	1	2.0
BAHAN SAYURAN MENTAH, T.T.T.L (NILAI)	-	29,773	-	0.1	-	33,637	-	0.1
KELUARAN PETROLEUM BERTAPIS ('000 TAN)	1,732	2,866,402	1,654,997	7.5	1,309	2,964,496	2,264	9.4
PROPANA DAN BUTANA CECAIR (NILAI)	-	212,550	-	0.6	-	387,647	-	1.2
CAT DAN ENAMEL	11,558	101,724	8,801	0.3	14,478	127,656	9	0.4
UBAT-UBATAN, TERMASUK VETERINAR (NILAI)	-	344,747	-	0.9	-	468,502	-	1.5
MINYAK WANGI, ALAT SOLEK DSB (NILAI)	-	452,982	-	1.2	-	529,957	-	1.7
SABUN, SEDIAAN MEMBASUH DAN MENCUCI	53,401	252,607	4,730	0.7	53,611	244,856	5	0.8
BAJA DIKILANGKAN (TAN)	682,442	680,394	997	1.8	1,105,183	1,324,829	1	4.2
RACUN SERANGGA DAN RACUN RUMPAI, CECAIR	14,999	159,445	10,630	0.4	16,058	197,429	12	0.6
TAYAR GETAH UNTUK MOTOKAR, BAS DAN LORI, BARU (UNIT)	1,169,551	218,224	187	0.6	1,252,129	258,404	206	0.8

JADUAL 9 (SAMB) : IMPORT BARANGAN UTAMA DAN TERPILIH, 2020-2023

TABLE 9 (CONT'D) : IMPORT OF MAJOR AND SELECTED COMMODITIES, 2020-2023

2022				2023					
KUANTITI	NILAI	NILAI UNIT	SYER (%)	KUANTITI	NILAI	NILAI UNIT	SYER (%)		
QUANTITY	VALUE	UNIT VALUE	SHARE (%)	QUANTITY	VALUE	UNIT VALUE	SHARE (%)		
	RM RIBU/ THOUSAND				RM RIBU/ THOUSAND				
40,925,044				100.0				TOTAL	
6,705	182,776	27,262	0.4	6,762	190,925	28,236	0.5	MILK AND CREAM, POWDER (TONNE)	
124,716	241,160	1,934	0.6	115,733	216,363	1,869	0.5	WHEAT, UNMILLED (TONNE)	
269,632	551,611	2,046	1.3	260,153	641,512	2,466	1.5	RICE (TONNE)	
220,110	378,508	1,720	0.9	241,560	368,115	1,524	0.9	MAIZE (INCL. SWEET CORN (TONNE)	
30,012	242,372	8,076	0.6	29,950	264,451	8,830	0.6	NOODLES, MEE AND SIMILAR PRODUCTS ('000 KG)	
19,805	241,941	12,216	0.6	17,720	243,382	13,735	0.6	BISCUITS ('000 KG)	
118,620	368,432	3,106	0.9	82,120	327,725	3,991	0.8	VEGETABLES (TONNE)	
61,553	159,289	2,588	0.4	62,044	176,176	2,840	0.4	RAW BEET AND CANE SUGAR (TONNE)	
150,671	565,898	3,756	1.4	152,921	519,902	3,400	1.2	FEEDING STUFF FOR ANIMALS (EXCLUDING UNMILLED CEREALS) (TONNE)	
2,515	98,366	39,112	0.2	2,452	97,754	39,870	0.2	PREPARED MILK IN POWDER FORM, FOR USE AS INFANTS' FOOD ('000 KG)	
42,653	256,039	6,003	0.6	40,233	249,059	6,190	0.6	FILLED MILK, CONDENSED AND CANNED (TONNE)	
180,344	555,915	3,083	1.4	169,803	539,613	3,178	1.3	NON-ALCOHOLIC BEVERAGES ('000 LITRE)	
26,250,496	375,103	14	0.9	24,765	323,201	13,051	0.8	BEER AND STOUT ('000 LITRE)	
298,325	132,887	445	0.3	265,124	131,689	497	0.3	CIGARETTES (KILOGRAM)	
15,504	61,895	3,992	0.2	12,794	49,972	3,906	0.1	CRUDE PALM OIL (TONNE)	
31	24,423	789,739	0.1	852	29,424	34,546	0.1	PALM KERNEL (TONNE)	
-	18,903	-	x	-	16,367	-	0.0	CORK AND WOOD (VALUE)	
423,082	1,231,054	2,910	3.0	157,344	783,267	4,978	1.9	IRON ORE AGGLOMERATES (TONNE)	
-	31,942	-	0.1	-	35,350	-	0.1	CRUDE VEGETABLES MATERIALS, NES (VALUE)	
1,003	4,578,929	5	11.2	1,145	4,674,922	4	11.1	REFINED PETROLEUM PRODUCTS ('000 TONNE)	
-	376,452	-	0.9	-	406,291	-	1.0	LIQUEFIED PROPANE AND BUTANE (VALUE)	
16,766	156,715	9,347	0.4	14,822	152,207	10,269	0.4	PAINTS AND ENAMELS ('000 KG)	
-	476,682	-	1.2	-	469,831	-	1.1	MEDICAMENTS, INCL. VETERINAR (VALUE)	
-	627,728	-	1.5	-	723,088	-	1.7	PERFUMERY, COSMETICS & TOILET PREPARATION (VALUE)	
56,795	299,699	5,277	0.7	53,635	293,280	5,468	0.7	SOAP, WASHING AND CLEANING PREPARATIONS ('000 KG)	
732,713	1,637,901	2,235	4.0	619,310	968,290	1,563	2.3	FERTILIZERS, MANUFACTURED (TONNE)	
14,224	233,797	16,437	0.6	15,529	214,831	13,834	0.5	INSECTICIDES AND WEED KILLERS, LIQUID ('000 KG)	
1,556,595	340,253	219	0.8	1,326,435	310,245	234	0.7	RUBBER TYRES FOR MOTOR CARS, BUSES AND LORRIES, NEW (UNIT)	

JADUAL 9 (SAMB) : IMPORT BARANGAN UTAMA DAN TERPILIH, 2020-2023

TABLE 9 (CONTD) : IMPORT OF MAJOR AND SELECTED COMMODITIES, 2020-2023

	2020				2021			
	KUANTITI	NILAI	NILAI UNIT	SYER (%)	KUANTITI	NILAI	NILAI UNIT	SYER (%)
	QUANTITY	VALUE	UNIT VALUE	SHARE (%)	QUANTITY	VALUE	UNIT VALUE	SHARE (%)
	RM RIBU/ THOUSAND				RM RIBU/ THOUSAND			
KERTAS, PAPAN KERTAS, BARANGAN DARIPADA KERTAS PALPA, KERTAS ATAU PAPAN KERTAS (NILAI)	-	443,737	-	1.2	-	473,796	-	1.5
KAIN KAPAS, TENUN (TAN)	842	16,209	19,240	x	408	14,889	36	x
SIMEN (TAN)	793,222	236,386	298	0.6	1,055,358	317,994	301	1.0
PERKILANGAN GALIAN, T.T.T.L (NILAI)	-	61,645	-	0.2	-	71,431	-	0.2
BATANG PIPIH, BATANG BULAT DSB DARIPADA BESI DAN KELULI (TAN)	85,151	205,634	2,415	0.5	104,327	350,093	3	1.1
KELUARAN BESI GELEK RATA ATAU KELULI (TAN)	97,795	299,006	3,057	0.8	116,942	529,617	5	1.7
SALURAN, AIP DAN KELENGKAPANNYA DARIPADA BESI ATAU KELULI (TAN)	94,554	571,078	6,040	1.5	62,945	444,304	7	1.4
STRUKTUR DAN BAHAGIAN STRUKTUR T.T.T.L, BESI, KELULI ATAU ALUMINIUM (TAN)	21,945	122,888	5,600	0.3	19,510	131,936	7	0.4
PERKILANGAN LOGAM, T.T.T.L (NILAI)	-	220,314	-	0.6	-	226,007	-	0.7
ENJIN OMBOH, PEMBAKARAN DALAMAN DAN ALAT GANTI (NILAI)	-	111,090	-	0.3	-	91,253	-	0.3
LOJI ELEKTRIK DAN ALAT GANTI, T.T.T.L (NILAI)	-	89,672	-	0.2	-	64,131	-	0.2
JENTERA-JENTERA PENGGALI, PERATA, PENOLAK DLL (UNIT)	730	130,095	178,212	0.3	1,669	275,919	165,320	0.9
ALAT-ALAT UNTUK JENTERA PEMBINAAN DAN PERLOMBONGAN, T.T.T.L (NILAI)	-	393,185	-	1.0	-	299,878	-	0.9
MESIN MEMPROSES MAKANAN (TIDAK TERMASUK DOMESTIK; ALAT GANTI) (NILAI)	-	63,259	-	0.2	-	29,113	-	0.1
JENTERA & KELENGKAPAN KHUSUS UNTUK INDUSTRI TERTENTU & ALAT GANTI (NILAI)	-	405,018	-	1.1	-	316,015	-	1.0
KELENGKAPAN PEMANASAN DAN PENDINGINAN & ALAT GANTI (NILAI)	-	285,085	-	0.7	-	249,300	-	0.8
KELENGKAPAN PENAPIS/PEMBERSIH UNTUK CECAIR DAN GAS (UNIT)	945,035	228,700	242	0.6	1,294,681	203,474	157	0.6
PEMAMPAT UDARA DAN GAS (UNIT)	50,025	55,393	1,107	0.1	43,129	45,689	1,059	0.1
MESIN DERIK, KREN PENGANGKUT DAN RANGKA-RANGKA MENGANGKAT (UNIT)	83	21,721	261,696	0.1	443	33,669	76,002	0.1
MESIN AUTOMATIK DATA PROSESAN DAN UNIT-UNIT LAINNYA (UNIT)	82,149	90,731	1,104	0.2	269,806	168,505	625	0.5
ALAT GANTI & AKSESORI BAGI MESIN PEJABAT & KELENGKAPAN PEMROSESAN DATA AUTOMATIK (NILAI)	-	57,284	-	0.2	-	77,416	-	0.2
KELENGKAPAN TELEKOMUNIKASI, ALAT GANTI & AKSESORI (NILAI)	-	522,338	-	1.4	-	703,431	-	2.2
PERKAKAS LITAR ELEKTRIK & ALAT GANTI (NILAI)	-	205,225	-	0.5	-	164,920	-	0.5
WAYAR-WAYAR ELEKTRIK YANG DITEBAT (TAN)	7,701	165,155	21,445	0.4	8,958	170,441	19	0.5
BATERI, SEL DAN AKUMULATOR (NILAI)	-	134,343	-	-	-	138,385	-	0.4
MOTOKAR, SUDAH DIPASANG (UNIT)	30,294	1,173,180	38,726	3.1	35,816	1,174,574	32,795	3.7

JADUAL 9 (SAMB) : IMPORT BARANGAN UTAMA DAN TERPILIH, 2020-2023

TABLE 9 (CONT'D) : IMPORT OF MAJOR AND SELECTED COMMODITIES, 2020-2023

2022				2023				
KUANTITI	NILAI	NILAI UNIT	SYER (%)	KUANTITI	NILAI	NILAI UNIT	SYER (%)	
QUANTITY	VALUE	UNIT VALUE	SHARE (%)	QUANTITY	VALUE	UNIT VALUE	SHARE (%)	
	RM RIBU/ THOUSAND				RM RIBU/ THOUSAND			
-	614,112	-	1.5	-	577,211	-	1.4	PAPER, PAPERBOARD AND ARTICLES OF PAPER PULP, OF PAPER OR PAPERBOARD (VALUE)
292	10,716	36,752	x	262	18,357	70,093	0.0	COTTON FABRICS, ETC (TONNE)
1,080,810	438,180	405	1.1	1,248,037	431,730	346	1.0	CEMENT (TONNE)
-	104,452	-	0.3	-	80,248	-	0.2	MINERAL MANUFACTURES, NES (VALUE)
120,800	422,394	3,497	1.0	136,786	443,624	3,243	1.1	IRON AND STEEL BARS, RODS, ETC (TONNE)
111,538	569,048	5,102	1.4	138,768	576,163	4,152	1.4	FLAT-ROLLED PRODUCTS OF IRON OR STEEL (TONNE)
82,774	467,445	5,647	1.1	91,571	655,294	7,156	1.6	TUBES, PIPES, HOLLOW PROFILES AND FITTINGS OF IRON OR STEEL (TONNE)
40,671	331,971	8,162	0.8	44,024	358,502	8,143	0.9	STRUCTURES AND PARTS OF STRUCTURES, NES, OF IRON, STEEL OR ALUMINIUM (TONNE)
-	288,661	-	0.7	-	291,967	-	0.7	MANUFACTURES OF BASE METAL, NES (VALUE)
-	132,872	-	0.3	-	206,063	-	0.5	INTERNAL COMBUSTION PISTON ENGINES AND PARTS ((VALUE)
-	93,303	-	0.2	-	125,979	-	0.3	ROTATING ELECTRIC PLANT AND PARTS THEREOF, NES (VALUE)
2,516	531,090	211,085	1.3	4,643	479,335	103,238	1.1	EXCAVATORS, LEVELLERS, BULLDOZERS, ETC. (UNIT)
-	376,489	-	0.9	-	468,448	-	1.1	PARTS FOR CONSTRUCTION AND MINING MACHINERIES, NES (VALUE)
-	37,476	-	0.1	-	71,073	-	0.2	FOOD PROCESSING MACHINES (EXCLUDING DOMESTIC) (VALUE)
-	330,799	-	0.8	-	638,884	-	1.5	MACHINERY & EQUIPMENT SPECIALIZED FOR PARTICULAR INDUSTRIES AND PARTS (VALUE)
-	387,295	-	0.9	-	526,293	-	1.2	HEATING AND COOLING EQUIPMENT & PARTS (VALUE)
1,224,696	287,635	235	0.7	1,128,731	261,353	232	0.6	FILTERING AND PURIFYING APPARATUS FOR LIQUID AND GASES (UNIT)
32,845	49,568	1,509	0.1	65,640	56,005	853	0.1	AIR AND GAS COMPRESSORS (UNIT)
309	48,434	156,745	0.1	313	20,632	65,918	0.0	DERRICKS, CRANES & LIFTING FRAMES (UNIT)
703,477	132,005	188	0.3	274,630	132,274	482	0.3	AUTOMATIC DATA PROCESSING MACHINES AND UNITS THEREOF (UNIT)
-	104,460	-	0.3	-	136,486	-	0.3	PARTS & ACCESSORIES FOR OFFICE MACHINES & AUTOMATIC DATA PROCESSING EQUIPMENT (VALUE)
-	552,188	-	1.3	-	615,617	-	1.5	TELECOMMUNICATIONS EQUIPMENT, PARTS & ACCESSORIES (VALUE)
-	273,281	-	0.7	-	391,541	-	0.9	ELECTRICAL APPARATUS & PARTS (VALUE)
13,553	298,384	22,015	0.7	14,239	354,801	24,917	0.8	ELECTRIC WIRES, INSULATED (TONNE)
-	118,139	-	0.3	-	113,212	-	0.3	PRIMARY CELLS, BATTERIES AND ACCUMULATORS (VALUE)
42,435	1,541,552	36,327	3.8	43,499	1,798,107	41,337	4.3	MOTOR CARS, COMPLETELY BUILT-UP (UNIT)

JADUAL 9 (SAMB) : IMPORT BARANGAN UTAMA DAN TERPILIH, 2020-2023

TABLE 9 (CONTD) : IMPORT OF MAJOR AND SELECTED COMMODITIES, 2020-2023

	2020				2021			
	KUANTITI	NILAI	NILAI UNIT	SYER (%)	KUANTITI	NILAI	NILAI UNIT	SYER (%)
	QUANTITY	VALUE	UNIT VALUE	SHARE (%)	QUANTITY	VALUE	UNIT VALUE	SHARE (%)
	RM RIBU/ THOUSAND				RM RIBU/ THOUSAND			
LAIN-LAIN KENDERAAN PENUMPANG BERMOTOR, SUDAH DIPASANG (UNIT)	9,211	688,969	74,798	1.8	13,427	1,026,404	76,443	3.3
MOTORBAS DAN KENDERAAN BARANG, SUDAH DIPASANG (UNIT)	6,364	687,555	108,038	1.8	8,405	918,838	109,320	2.9
ALAT GANTI & AKSESORI BAGI TRAKTOR, MOTOKAR DAN LAIN-LAIN KENDERAAN DARAT BERMOTOR (NILAI)	-	391,716	-	1.0	-	483,278	-	1.5
KAPAL, BOT DAN STRUKTUR TERAPUNG (NILAI)	-	10,123,355	-	26.6	-	24,066	-	0.1
ALAT & PERKAKAS MENGUKUR, MEMERIKSA, MENGANALISIS DAN KAWALAN (NILAI)	-	332,647	-	0.9	-	293,902	-	0.9
BARANG-BARANG PLASTIK, T.T.T.L (NILAI)	-	467,682	-	1.2	-	616,465	-	2.0
PAKAIAN DAN SEGALA KELENGKAPAN PAKAIAN (NILAI)	-	425,165	-	1.1	-	443,529	-	1.4
JUMLAH IMPORT BARANGAN UTAMA DAN TERPILIH (NILAI)	-	29,384,030	-	77.1	-	21,549,161	-	68.3
IMPORT TRANSAKSI BAWAH RM2,000, T.T.T.L (NILAI)	-	68,859	-	0.2	-	68,494	-	0.2
IMPORT LAIN (NILAI)	-	8,637,237	-	22.7	-	9,952,594	-	31.5

Bermula bulan rujukan Jun 2022, statistik tertentu telah disesuaikan selaras dengan penggunaan Harmonised Commodity description and Coding system 2022 (HS2022).

JADUAL 9 (SAMB) : IMPORT BARANGAN UTAMA DAN TERPILIH, 2020-2023

TABLE 9 (CONT'D) : IMPORT OF MAJOR AND SELECTED COMMODITIES, 2020-2023

2022				2023				
KUANTITI	NILAI	NILAI UNIT	SYER (%)	KUANTITI	NILAI	NILAI UNIT	SYER (%)	
QUANTITY	VALUE	UNIT VALUE	SHARE (%)	QUANTITY	VALUE	UNIT VALUE	SHARE (%)	
	RM RIBU/ THOUSAND				RM RIBU/ THOUSAND			
20,003	1,522,929	76,135	3.7	19,886	1,668,048	83,881	4.0	OTHER PASSENGERS MOTOR VEHICLES, COMPLETELY BUILT-UP (UNIT)
12,528	1,387,624	110,762	3.4	14,940	1,799,010	120,416	4.3	MOTOR BUSES AND GOODS VEHICLES, COMPLETELY BUILT-UP (UNIT)
-	653,828	-	1.6	-	639,124	-	1.5	PARTS & ACCESSORIES OF TRACTORS, MOTOR CARS AND OTHER ROAD MOTOR VEHICLES (VALUE)
-	316,421	-	0.8	-	32,015	-	0.1	SHIPS, BOATS AD FLOATING STRUCTURES (VALUE)
-	333,351	-	0.8	-	459,386	-	1.1	MEASURING, CHECKING, ANALYSING AND CONTROLLING INSTRUMENTS AND APPARATUS (VALUE)
-	676,812	-	1.7	-	558,419	-	1.3	ARTICLES OF PLASTICS, NES. (VALUE)
-	802,105	-	2.0	-	1,013,025	-	2.4	ARTICLES OF APPAREL AND CLOTHING ACCESSORIES (VALUE)
-	28,681,690	-	70.1	-	29,415,456	-	69.8	TOTAL IMPORTS OF MAJOR AND SELECTED COMMODITIES (VALUE)
-	66,565	-	0.2	-	69,279	-	0.2	IMPORT BELOW RM2,000, N.E.S.
-	12,176,788	-	29.8	-	12,672,977	-	30.1	OTHER IMPORTS

Commencing on June 2022, some statistics has been realigned with regards to the adoption of Harmonised Commodity description and Coding system 2022 (HS2022).

JADUAL 10(A) : EKSPORT DAN IMPORT MENGIKUT SEKSYEN BARANGAN ANTARA SEMENANJUNG MALAYSIA DENGAN SABAH DAN SARAWAK

(RM JUTA), 2019-2023

TABLE 10 (a) : EXPORTS AND IMPORTS BY SECTION OF GOODS BETWEEN PENINSULAR MALAYSIA AND SABAH AND SARAWAK

(RM MILLION), 2019-2023

SEKSYEN BARANGAN COMMODITY SECTIONS	EKSPORT SEMENANJUNG MALAYSIA KE / PENINSULAR MALAYSIA'S EXPORTS TO									
	SABAH					SARAWAK				
	2019	2020	2021	2022	2023	2019	2020	2021	2022	2023
JUMLAH/TOTAL	20,239	17,765	20,690	27,143	28,345	22,701	20,475	24,314	28,523	30,205
MAKANAN DAN BINATANG HIDUP FOOD AND LIVE ANIMALS	2,778	2,852	3,032	3,618	3,726	2,601	2,690	2,920	3,361	3,367
MINUMAN DAN TEMBAKAU BEVERAGES AND TOBACCO	852	766	775	1,100	1,049	758	678	707	984	897
BAHAN MENTAH, TIDAK BOLEH DIMAKAN, KECUALI BAHAN API CRUDE MATERIALS, INEDIBLE, EXCEPT FUELS	93	78	97	114	132	160	147	148	191	186
BAHAN API GALIAN, PELINCIR DAN BAHAN BERKAITAN MINERAL FUELS, LUBRICANTS AND RELATED MATERIALS	3,272	2,370	2,395	4,722	4,823	1,600	1,184	1,694	2,855	2,858
MINYAK, LEMAK DAN MINYAK TEPU BINATANG DAN SAYURAN ANIMAL AND VEGETABLE OILS, FATS AND WAXES	61	60	148	120	74	53	56	69	79	68
BAHAN KIMIA DAN KELUARAN BERKAITAN, T.T.T.L. CHEMICALS AND RELATED PRODUCTS, N.E.S.	1,963	1,894	2,619	2,696	2,692	2,364	2,324	3,329	3,430	3,400
BARANG-BARANG KELUARAN KILANG MENGIKUT JENIS BAHAN MANUFACTURED GOODS CLASSIFIED CHIEFLY BY MATERIAL	2,213	1,741	2,189	2,856	2,684	3,669	3,362	4,248	4,596	5,652
JENTERA & KELENGKAPAN PENGANGKUTAN MACHINERY AND TRANSPORT EQUIPMENT	6,983	6,187	7,288	9,224	10,328	8,235	7,585	8,800	10,163	10,839
PELBAGAI BARANG KELUARAN KILANG MISCELLANEOUS MANUFACTURED ARTICLES	1,975	1,767	2,079	2,635	2,753	3,173	2,370	2,296	2,713	2,767
URUS NIAGA DAN BARANGAN YANG TIDAK DIKELASKAN DIMANA-MANA COMMODITIES AND TRANSACTIONS NOT CLASSIFIED ELSEWHERE IN THE SITC	50	50	68	58	84	87	77	104	152	173

SEKSYEN BARANGAN COMMODITY SECTIONS	IMPORT SEMENANJUNG MALAYSIA DARI / PENINSULAR MALAYSIA'S IMPORT FROM									
	SABAH					SARAWAK				
	2019	2020	2021	2022	2023	2019	2020	2021	2022	2023
JUMLAH/TOTAL	12,014	10,745	16,378	25,102	22,079	15,301	9,645	14,960	20,626	18,005
MAKANAN DAN BINATANG HIDUP FOOD AND LIVE ANIMALS	414	435	372	266	257	162	144	134	132	153
MINUMAN DAN TEMBAKAU BEVERAGES AND TOBACCO	*	1	1	*	1	17	11	10	14	24
BAHAN MENTAH, TIDAK BOLEH DIMAKAN, KECUALI BAHAN API CRUDE MATERIALS, INEDIBLE, EXCEPT FUELS	229	147	191	362	361	370	277	426	461	380
BAHAN API GALIAN, PELINCIR DAN BAHAN BERKAITAN MINERAL FUELS, LUBRICANTS AND RELATED MATERIALS	9,524	8,301	13,135	21,600	18,534	11,839	6,064	11,040	14,169	12,034
MINYAK, LEMAK DAN MINYAK TEPU BINATANG DAN SAYURAN ANIMAL AND VEGETABLE OILS, FATS AND WAXES	792	887	1,360	1,516	1,451	826	1,021	1,163	1,774	1,331
BAHAN KIMIA DAN KELUARAN BERKAITAN, T.T.T.L. CHEMICALS AND RELATED PRODUCTS, N.E.S.	198	282	521	389	368	220	241	312	515	352
BARANG-BARANG KELUARAN KILANG MENGIKUT JENIS BAHAN MANUFACTURED GOODS CLASSIFIED CHIEFLY BY MATERIAL	236	166	155	201	200	1,083	1,329	1,264	2,849	2,786
JENTERA & KELENGKAPAN PENGANGKUTAN MACHINERY AND TRANSPORT EQUIPMENT	522	439	531	675	716	669	483	515	627	804
PELBAGAI BARANG KELUARAN KILANG MISCELLANEOUS MANUFACTURED ARTICLES	93	82	105	86	109	87	61	79	54	97
URUS NIAGA DAN BARANGAN YANG TIDAK DIKELASKAN DIMANA-MANA COMMODITIES AND TRANSACTIONS NOT CLASSIFIED ELSEWHERE IN THE SITC	6	6	7	6	81	27	14	17	30	44

JADUAL 10(B) : EKSPORT DAN IMPORT MENGIKUT SEKSYEN BARANGAN ANTARA SABAH DENGAN SEMENANJUNG MALAYSIA DAN SARAWAK
(RM RIBU), 2019-2023

TABLE 10 (B) : EXPORTS AND IMPORTS BY SECTION OF GOODS BETWEEN SABAH AND PENINSULAR MALAYSIA AND SARAWAK
(RM THOUSAND), 2019-2023

SEKSYEN BARANGAN COMMODITY SECTIONS	SEM. MALAYSIA/PEN. MALAYSIA					EKSPORT SABAH KE / SABAH'S EXPORTS TO				
	2019	2020	2021	2022	2023	2019	2020	2021	2022	2023
JUMLAH/TOTAL	12,013,914	10,744,667	16,378,358	25,101,561	22,079,448	1,620,039	1,298,583	1,123,412	1,527,234	1,872,388
MAKANAN DAN BINATANG HIDUP FOOD AND LIVE ANIMALS	413,799	435,221	372,217	265,620	257,485	26,882	32,780	19,860	14,165	8,528
MINUMAN DAN TEMBAKAU BEVERAGES AND TOBACCO	432	691	769	369	1,295	4,382	5,145	4,423	4,962	5,479
BAHAN MENTAH, TIDAK BOLEH DIMAKAN, KECUALI BAHAN API <i>CRUDE MATERIALS, INEDIBLE, EXCEPT FUELS</i>	228,567	147,275	190,642	362,383	360,532	164,870	69,213	74,888	123,954	176,748
BAHAN API GALIAN, PELINCIR DAN BAHAN BERKAITAN <i>MINERAL FUELS, LUBRICANTS AND RELATED MATERIALS</i>	9,523,976	8,301,000	13,135,099	21,599,804	18,534,407	102,986	41,734	27,710	35,514	53,897
MINYAK, LEMAK DAN MINYAK TEPU BINATANG DAN SAYURAN <i>ANIMAL AND VEGETABLE OILS, FATS AND WAXES</i>	792,441	886,933	1,360,486	1,516,447	1,450,903	27	16,944	33,665	142,650	30
BAHAN KIMIA DAN KELUARAN BERKAITAN, T.T.T.L. <i>CHEMICALS AND RELATED PRODUCTS, N.E.S.</i>	198,100	281,724	521,066	389,492	368,452	343,861	265,599	270,414	367,601	427,830
BARANG-BARANG KELUARAN KILANG MENGIKUT JENIS BAHAN <i>MANUFACTURED GOODS CLASSIFIED CHIEFLY BY MATERIAL</i>	236,155	165,653	154,881	200,598	200,304	385,073	379,930	294,688	319,257	469,675
JENTERA & KELENGKAPAN PENGANGKUTAN <i>MACHINERY AND TRANSPORT EQUIPMENT</i>	521,590	438,890	531,260	674,736	716,220	494,115	418,134	348,335	469,678	656,659
PELBAGAI BARANG KELUARAN KILANG <i>MISCELLANEOUS MANUFACTURED ARTICLES</i>	92,722	81,742	105,265	85,961	108,750	90,189	62,949	43,975	43,933	66,580
URUS NIAGA DAN BARANGAN YANG TIDAK DIKELASKAN DIMANA-MANA <i>COMMODITIES AND TRANSACTIONS NOT CLASSIFIED ELSEWHERE IN THE SITC</i>	6,133	5,536	6,674	6,151	81,100	7,654	6,155	5,453	5,521	6,962
SEKSYEN BARANGAN COMMODITY SECTIONS	SEM. MALAYSIA/PEN. MALAYSIA					IMPORT SABAH KE / SABAH'S IMPORTS TO				
	2019	2020	2021	2022	2023	2019	2020	2021	2022	2023
JUMLAH/TOTAL	20,239,163	17,765,130	20,689,690	27,143,054	28,344,542	3,624,131	440,836	695,875	328,048	476,739
MAKANAN DAN BINATANG HIDUP FOOD AND LIVE ANIMALS	2,778,017	2,851,677	3,032,359	3,618,176	3,725,596	16,944	20,219	39,144	23,645	26,029
MINUMAN DAN TEMBAKAU BEVERAGES AND TOBACCO	851,757	766,304	774,579	1,099,611	1,048,696	12,084	9,120	10,283	11,946	9,776
BAHAN MENTAH, TIDAK BOLEH DIMAKAN, KECUALI BAHAN API <i>CRUDE MATERIALS, INEDIBLE, EXCEPT FUELS</i>	92,928	78,433	97,187	114,432	131,519	27,080	16,756	44,844	11,017	11,010
BAHAN API GALIAN, PELINCIR DAN BAHAN BERKAITAN <i>MINERAL FUELS, LUBRICANTS AND RELATED MATERIALS</i>	3,272,080	2,369,735	2,395,196	4,721,685	4,823,036	29,979	35,339	258,259	64,897	71,794
MINYAK, LEMAK DAN MINYAK TEPU BINATANG DAN SAYURAN <i>ANIMAL AND VEGETABLE OILS, FATS AND WAXES</i>	60,674	59,588	148,072	119,915	74,193	22,396	32,960	13,234	-	36,364
BAHAN KIMIA DAN KELUARAN BERKAITAN, T.T.T.L. <i>CHEMICALS AND RELATED PRODUCTS, N.E.S.</i>	1,963,150	1,894,286	2,619,016	2,695,815	2,692,274	18,239	30,857	25,328	19,120	24,547
BARANG-BARANG KELUARAN KILANG MENGIKUT JENIS BAHAN <i>MANUFACTURED GOODS CLASSIFIED CHIEFLY BY MATERIAL</i>	2,212,654	1,740,518	2,188,659	2,855,922	2,684,294	167,939	137,427	130,983	84,836	97,240
JENTERA & KELENGKAPAN PENGANGKUTAN <i>MACHINERY AND TRANSPORT EQUIPMENT</i>	6,983,348	6,187,340	7,287,708	9,224,305	10,327,763	3,310,578	138,367	155,704	98,267	179,206
PELBAGAI BARANG KELUARAN KILANG <i>MISCELLANEOUS MANUFACTURED ARTICLES</i>	1,974,931	1,767,015	2,079,273	2,635,298	2,752,792	15,643	16,490	14,873	11,513	16,826
URUS NIAGA DAN BARANGAN YANG TIDAK DIKELASKAN DIMANA-MANA <i>COMMODITIES AND TRANSACTIONS NOT CLASSIFIED ELSEWHERE IN THE SITC</i>	49,624	50,235	67,642	57,894	84,380	3,250	3,300	3,222	2,806	3,947

**JADUAL 10(C) : EKSPORT DAN IMPORT MENGIKUT SEKSYEN BARANGAN ANTARA SARAWAK DENGAN SEMENANJUNG MALAYSIA DAN SABAH
(RM JUTA), 2019-2023**
**TABLE 10 (C) : EXPORTS AND IMPORTS BY SECTION OF GOODS BETWEEN SARAWAK AND PENINSULAR MALAYSIA AND SABAH
(RM MILLION), 2019-2023**

SEKSYEN BARANGAN COMMODITY SECTIONS	EKSPORT SARAWAK KE / SARAWAK'S EXPORTS TO									
	SEM. MALAYSIA/PEN. MALAYSIA					SABAH				
	2019	2020	2021	2022	2023	2019	2020	2021	2022	2023
JUMLAH/TOTAL	15,301	9,645	14,960	20,626	18,005	3,571	292	507	257	323
MAKANAN DAN BINATANG HIDUP FOOD AND LIVE ANIMALS	162	144	134	132	153	16	21	37	22	25
MINUMAN DAN TEMBAKAU BEVERAGES AND TOBACCO	17	11	10	14	24	11	8	10	12	9
BAHAN MENTAH, TIDAK BOLEH DIMAKAN, KECUALI BAHAN API CRUDE MATERIALS, INEDIBLE, EXCEPT FUELS	370	277	426	461	380	24	15	9	11	8
BAHAN API GALIAN, PELINCIR DAN BAHAN BERKAITAN MINERAL FUELS, LUBRICANTS AND RELATED MATERIALS	11,839	6,064	11,040	14,169	12,034	33	35	191	54	74
MINYAK, LEMAK DAN MINYAK TEPU BINATANG DAN SAYURAN ANIMAL AND VEGETABLE OILS, FATS AND WAXES	826	1,021	1,163	1,774	1,331	22	33	13	-	13
BAHAN KIMIA DAN KELUARAN BERKAITAN, T.T.T.L. CHEMICALS AND RELATED PRODUCTS, N.E.S.	220	241	312	515	352	12	12	14	10	31
BARANG-BARANG KELUARAN KILANG MENGIKUT JENIS BAHAN MANUFACTURED GOODS CLASSIFIED CHIEFLY BY MATERIAL	1,083	1,329	1,264	2,849	2,786	153	92	140	64	54
JENTERA & KELENGKAPAN PENGANGKUTAN MACHINERY AND TRANSPORT EQUIPMENT	669	483	515	627	804	3,286	68	81	65	87
PELBAGAI BARANG KELUARAN KILANG MISCELLANEOUS MANUFACTURED ARTICLES	87	61	79	54	97	11	6	9	6	8
URUS NIAGA DAN BARANGAN YANG TIDAK DIKELASKAN DIMANA-MANA COMMODITIES AND TRANSACTIONS NOT CLASSIFIED ELSEWHERE IN THE SITC	27	14	17	30	44	2	2	5	13	14

SEKSYEN BARANGAN COMMODITY SECTIONS	IMPORT SARAWAK DARI / SARAWAK'S IMPORT FROM									
	SEM. MALAYSIA/PEN. MALAYSIA					SABAH				
	2019	2020	2021	2022	2023	2019	2020	2021	2022	2023
JUMLAH/TOTAL	22,701	20,475	24,314	28,523	30,205	1,723	1,417	1,204	1,685	2,043
MAKANAN DAN BINATANG HIDUP FOOD AND LIVE ANIMALS	2,601	2,690	2,920	3,361	3,367	32	36	20	13	11
MINUMAN DAN TEMBAKAU BEVERAGES AND TOBACCO	758	678	707	984	897	6	5	5	6	8
BAHAN MENTAH, TIDAK BOLEH DIMAKAN, KECUALI BAHAN API CRUDE MATERIALS, INEDIBLE, EXCEPT FUELS	160	147	148	191	186	159	94	70	150	201
BAHAN API GALIAN, PELINCIR DAN BAHAN BERKAITAN MINERAL FUELS, LUBRICANTS AND RELATED MATERIALS	1,600	1,184	1,694	2,855	2,858	105	63	43	111	78
MINYAK, LEMAK DAN MINYAK TEPU BINATANG DAN SAYURAN ANIMAL AND VEGETABLE OILS, FATS AND WAXES	53	56	69	79	68	*	17	34	143	*
BAHAN KIMIA DAN KELUARAN BERKAITAN, T.T.T.L. CHEMICALS AND RELATED PRODUCTS, N.E.S.	2,364	2,324	3,329	3,430	3,400	345	250	277	365	436
BARANG-BARANG KELUARAN KILANG MENGIKUT JENIS BAHAN MANUFACTURED GOODS CLASSIFIED CHIEFLY BY MATERIAL	3,669	3,362	4,248	4,596	5,652	344	367	295	323	479
JENTERA & KELENGKAPAN PENGANGKUTAN MACHINERY AND TRANSPORT EQUIPMENT	8,235	7,585	8,800	10,163	10,839	624	508	396	493	732
PELBAGAI BARANG KELUARAN KILANG MISCELLANEOUS MANUFACTURED ARTICLES	3,173	2,370	2,296	2,713	2,767	98	69	54	67	76
URUS NIAGA DAN BARANGAN YANG TIDAK DIKELASKAN DIMANA-MANA COMMODITIES AND TRANSACTIONS NOT CLASSIFIED ELSEWHERE IN THE SITC	87	77	104	152	173	10	7	10	15	21

JADUAL 11 : EKSPORT DAN IMPORT MENGIKUT MOD PENGANGKUTAN BAGI SALURAN TERPILIH (RM RIBU), 2019-2023
 TABLE 11 : EXPORTS AND IMPORTS BY MODE OF TRANSPORT FOR SELECTED CHANNELS (RM THOUSAND), 2019-2023

MOD PENGANGKUTAN MODE OF TRANSPORT	EKSPORT EXPORTS					IMPORT IMPORTS				
	2019	2020	2021	2022	2023	2019	2020	2021	2022	2023
JUMLAH / TOTAL	49,192,094	41,336,571	55,664,568	77,094,504	62,785,649	35,342,494	38,090,126	31,570,250	40,925,044	42,157,233
LAUT / SEA	48,311,868	40,641,081	54,929,402	76,433,102	61,891,213	32,698,337	35,699,005	28,425,128	37,718,400	38,182,585
W.P. LABUAN	9,906,196	6,999,595	7,610,746	10,930,927	8,913,491	3,828,945	13,961,350	2,548,692	4,468,297	4,369,763
ASIAN SUPPLY BASE	1,349,891	1,035,869	745,382	1,003,404	1,520,311	335,827	260,998	220,506	522,785	251,969
TELUK SEPANGAR	20,001,502	14,029,237	20,777,463	32,809,958	28,095,654	14,400,162	12,133,779	14,343,015	22,067,437	23,332,149
KOTA KINABALU	411,813	350,854	526,129	326,662	286,893	6,890,741	3,035,913	4,192,987	1,589,653	1,814,430
TAWAU	1,198,572	998,971	1,329,874	1,533,356	1,405,575	3,509,159	3,053,431	3,571,459	4,834,779	4,613,313
SANDAKAN	5,680,541	6,442,315	9,126,874	10,158,869	7,980,193	2,285,232	2,192,149	2,269,723	2,621,649	2,767,711
LAHAD DATU	8,477,857	9,567,413	12,693,995	16,201,403	11,654,212	1,443,493	1,058,474	1,277,465	1,608,245	1,029,368
KUDAT	18,127	9,948	9,211	14,841	5,987	1,266	2,457	1,226	-	2,686
SIPITANG	1,266,831	1,206,034	2,108,529	3,452,990	2,026,638	3,512	452	-	5,195	448
SINDUMIN	4	-	-	-	-	-	-	-	-	-
MENUMBOK	-	-	1	28	1,045	-	2	56	359	747
LAIN-LAIN STESEN / OTHER STATIONS	533	844	1,198	663	1,214	-	-	-	-	-
UDARA / AIR	792,273	639,624	684,353	599,978	820,760	2,641,416	2,390,518	3,145,122	3,206,590	3,974,648
W.P. LABUAN	219,191	177,598	206,794	221,438	240,323	1,057,073	902,098	791,744	919,958	1,313,308
TAWAU	87,934	58,357	83,680	63,460	117,647	78,551	55,700	99,532	142,266	219,585
SANDAKAN	56,910	28,871	21,171	26,670	29,194	75,639	39,624	25,956	72,567	86,322
LAHAD DATU	-	-	-	-	-	1,760	1,120	-	-	-
KOTA KINABALU	428,238	374,799	372,708	288,410	433,596	1,428,392	1,391,976	2,227,889	2,071,799	2,355,433
JALANRAYA / ROAD	87,953	55,866	50,813	61,425	73,677	2,742	603	-	54	-
LAIN-LAIN STESEN JALANRAYA / OTHER ROAD STATIONS	87,953	55,866	50,813	61,425	73,677	2,742	603	-	54	-

JADUAL 12 : EKSPORT DAN IMPORT NEGERI MENGIKUT PINTU KELUAR DAN MASUK (RM RIBU), 2019-2023

TABLE 12 : EXPORTS AND IMPORTS BY STATE BASED ON EXIT AND ENTRY POINTS (RM THOUSAND), 2019-2023

STATE	EKSPORT EXPORTS					IMPORT IMPORTS				
	2019	2020	2021	2022	2,023	2019	2020	2021	2022	2,023
JUMLAH/TOTAL	49,192,094	41,336,571	55,664,568	77,094,504	62,785,649	35,342,494	38,090,126	31,570,250	40,925,044	42,157,233
SABAH										
TELUK SEPANGGAR	20,001,502	14,029,237	20,777,463	32,809,958	28,095,654	14,400,162	12,133,779	14,343,015	22,067,437	23,332,149
W.P. LABUAN	11,475,277	8,213,062	8,562,922	12,155,769	10,674,125	5,221,846	15,124,446	3,560,942	5,911,040	5,935,040
LAHAD DATU	8,477,857	9,567,413	12,693,995	16,201,403	11,654,212	1,445,253	1,059,594	1,277,465	1,608,245	1,029,368
SANDAKAN	5,737,451	6,471,186	9,148,045	10,185,540	8,009,387	2,360,871	2,231,773	2,295,679	2,694,216	2,854,033
TAWAU	1,286,506	1,057,328	1,413,554	1,596,816	1,523,222	3,587,710	3,109,131	3,670,991	4,977,045	4,832,898
KOTA KINABALU	840,052	725,653	898,837	615,072	720,489	8,319,133	4,427,889	6,420,876	3,661,452	4,169,864
LAIN-LAIN	1,373,449	1,272,693	2,169,751	3,529,946	2,108,560	7,520	3,513,470	1,282	5,609	3,881

**JADUAL 13 : PERDAGANGAN LANGSUNG LUAR NEGERI DAN PERDAGANGAN DENGAN DAN MELALUI SINGAPURA
(EKSPORT, IMPORT, DAN IMBANGAN PERDAGANGAN) (RM RIBU), 2019-2023**

TABLE 13 : DIRECT FOREIGN TRADE AND TRADE WITH AND VIA SINGAPORE
(EXPORTS, IMPORTS, AND BALANCE OF TRADE) (RM THOUSAND), 2019-2023

	2019	2020	2021	2022	2023
EKSPORT / EXPORT	49,192,094	41,336,571	55,664,568	77,094,504	62,798,149
PERDAGANGAN LANGSUNG KE LUAR NEGERI (A) <i>DIRECT FOREIGN TRADE</i>	43,755,366	39,766,151	54,283,265	75,417,623	61,848,127
SINGAPURA (B) <i>SINGAPORE</i>	5,436,728	1,570,420	1,381,303	1,676,881	950,022
IMPORT / IMPORT	35,342,494	38,090,125	31,570,250	40,925,044	42,157,713
PERDAGANGAN LANGSUNG KE LUAR NEGERI (A) <i>DIRECT FOREIGN TRADE</i>	31,841,139	35,770,255	29,827,618	39,446,732	40,600,901
SINGAPURA (B) <i>SINGAPORE</i>	3,501,355	2,319,870	1,742,632	1,478,312	1,556,811
IMBANGAN PERDAGANGAN / <i>BALANCE OF TRADE</i>	13,849,599	3,246,446	24,094,318	36,169,461	20,640,436
PERDAGANGAN LANGSUNG KE LUAR NEGERI (A) <i>DIRECT FOREIGN TRADE</i>	11,914,227	3,995,896	24,455,647	35,970,891	21,247,225
SINGAPURA (B) <i>SINGAPORE</i>	1,935,372	(749,450)	(361,329)	198,570	(606,789)

NOTA (A) PERDAGANGAN LANGSUNG DARI DAN KE LUAR NEGERI MERUJUK KEPADA IMPORT DAN EKSPORT DARI DAN KE SABAH YANG TIDAK DIPUNGGAH ATAU DIPINDAHKAN DI SINGAPURA. INI TERMASUK PERDAGANGAN DENGAN SEMENANJUNG MALAYSIA DAN SARAWAK.

(B) MERUJUK KEPADA IMPORT DAN EKSPORT SABAH MELALUI LIMBUNGAN DAN JETI SINGAPURA. OLEH ITU, BARANG-BARANG YANG BERASAL DARI SINGAPURA YANG DIBAWA MASUK KE SABAH DAN BARANG-BARANG YANG BERASAL DARI SABAH YANG DI EKSPORT KE SINGAPURA ADALAH TERMASUK DI BAWAH KEPALA RENCANA INI

NOTE (A) DIRECT FOREIGN TRADE REFERS TO IMPORTS AND EXPORTS INTO AND FROM SABAH THAT ARE NOT HANDLED OR TRANSHIPPED AT SINGAPORE. IT INCLUDES TRADE WITH PENINSULA MALAYSIA AND SARAWAK.

(B) REFERS TO SABAH'S IMPORTS AND EXPORTS WHICH PASS THROUGH (VIA) SINGAPORE DOCKS AND WHARVES. HENCE, GOODS OF SINGAPORE ORIGIN IMPORTED INTO SABAH AND GOODS OF SABAH ORIGIN EXPORTED TO SINGAPORE ARE INCLUDED UNDER THIS HEADING

JADUAL 14 : EKSPORT BARANGAN MENGIKUT KLASIFIKASI KATEGORI EKONOMI UMUM (RM RIBU), 2019-2023

TABLE 14 : EXPORTS OF COMMODITIES BY BROAD ECONOMIC CATEGORIES CLASSIFICATIONS (RM THOUSAND), 2019-2023

KLASIFIKASI KATEGORI EKONOMI UMUM BROAD ECONOMIC CATEGORIES CLASSIFICATION		2019	2020	2021	2022	2023
JUMLAH/TOTAL	NILAI / VALUE SYER / SHARE (%)	49,192,094 100.0	41,336,571 100.0	55,664,568 100.0	77,094,504 100.0	62,798,149 100.0
1. MAKANAN DAN MINUMAN FOOD AND BEVERAGES	NILAI / VALUE SYER / SHARE (%)	13,790,086 28.0	15,831,943 38.3	21,235,687 38.1	25,119,278 32.6	18,738,000 29.8
UTAMA PRIMARY	NILAI / VALUE SYER / SHARE (%)	901,476 6.5	718,481 4.5	623,501 2.9	530,809 2.1	438,476 2.3
KHUSUS UNTUK INDUSTRI MAINLY FOR INDUSTRY	NILAI / VALUE SYER / SHARE (%)	7,989 0.9	5,995 0.8	4,649 0.7	5,389 1.0	5,527 1.3
KHUSUS UNTUK PENGGUNAAN ISIRUMAH MAINLY FOR HOUSEHOLD CONSUMPTION	NILAI / VALUE SYER / SHARE (%)	893,487 99.1	712,486 99.2	618,852 99.3	525,420 99.0	432,949 98.7
DIPROSES PROCESSED	NILAI / VALUE SYER / SHARE (%)	12,888,610 93.5	15,113,462 95.5	20,612,187 97.1	24,588,469 97.9	18,299,524 97.7
KHUSUS UNTUK INDUSTRI MAINLY FOR INDUSTRY	NILAI / VALUE SYER / SHARE (%)	12,569,370 97.5	14,699,045 97.3	20,263,091 98.3	24,319,512 98.9	285,705 1.6
KHUSUS UNTUK PENGGUNAAN ISIRUMAH MAINLY FOR HOUSEHOLD CONSUMPTION	NILAI / VALUE SYER / SHARE (%)	319,241 2.5	414,417 2.7	349,096 1.7	268,957 1.1	18,013,819 98.4
2. BEKALAN PERINDUSTRIAN, T.T.T.L. INDUSTRIAL SUPPLIES, N.E.S.	NILAI / VALUE SYER / SHARE (%)	8,207,366 16.7	7,024,603 17.0	9,543,278 17.1	12,744,460 16.5	10,401,348 16.6
UTAMA PRIMARY	NILAI / VALUE SYER / SHARE (%)	745,679 9.1	542,582 7.7	721,740 7.6	983,154 7.7	1,054,788 10.1
DIPROSES PROCESSED	NILAI / VALUE SYER / SHARE (%)	7,461,687 90.9	6,482,021 92.3	8,821,538 92.4	11,761,307 92.3	9,346,561 89.9
3. BAHAN API DAN PELINCIR FUEL AND LUBRICANTS	NILAI / VALUE SYER / SHARE (%)	25,070,026 51.0	16,770,780 40.6	23,252,224 41.8	37,308,729 48.4	31,351,159 49.9
UTAMA PRIMARY	NILAI / VALUE SYER / SHARE (%)	24,463,383 97.6	15,925,577 95.0	20,202,492 86.9	32,092,510 86.0	26,240,978 83.7
DIPROSES PROCESSED	NILAI / VALUE SYER / SHARE (%)	606,643 2.4	845,203 5.0	3,049,733 13.1	5,216,219 14.0	5,110,181 16.3
MINYAK KENDERAAN MOTOR SPIRIT	NILAI / VALUE SYER / SHARE (%)	1,516 0.2	1,086 0.1	332 x	- -	146 x
LAIN-LAIN OTHER	NILAI / VALUE SYER / SHARE (%)	605,127 99.8	844,117 99.9	3,049,400 100.0	5,216,219 100.0	5,110,035 100.0
4. BARANGAN MODAL (KECUALI ALAT KELENGKAPAN PENGANGKUTAN) DAN ALAT GANTI DAN AKSESORI	NILAI / VALUE	1,405,374	1,231,803	1,066,876	1,253,546	1,542,330
CAPITAL GOODS (EXCEPT TRANSPORT EQUIPMENT) AND PARTS AND ACCESSORIES THEREOF	SYER / SHARE (%)	2.9	3.0	1.9	1.6	2.5
BARANGAN MODAL (KECUALI ALAT KELENGKAPAN PENGANGKUTAN)	NILAI / VALUE	559,045	469,716	458,893	515,171	613,664
CAPITAL GOODS (EXCEPT TRANSPORT EQUIPMENT)	SYER / SHARE (%)	39.8	38.1	43.0	41.1	39.8
ALAT GANTI DAN AKSESORI PARTS AND ACCESSORIES	NILAI / VALUE SYER / SHARE (%)	846,329 60.2	762,087 61.9	607,983 57.0	738,375 58.9	928,666 60.2

JADUAL 14 (SAMB) : EKSPORT BARANGAN MENGIKUT KLASIFIKASI KATEGORI EKONOMI UMUM (RM RIBU), 2019-2023

TABLE 14 (CONT'D) : EXPORTS OF COMMODITIES BY BROAD ECONOMIC CATEGORIES CLASSIFICATIONS (RM THOUSAND), 2019-2023

KLASIFIKASI KATEGORI EKONOMI UMUM BROAD ECONOMIC CATEGORIES CLASSIFICATION		2019	2020	2021	2022	2023
5. ALAT KELENGKAPAN PENGANGKUTAN DAN ALAT GANTI DAN AKSESORI	NILAI / VALUE	415,707	306,620	411,368	515,013	483,536
<i>TRANSPORT EQUIPMENT AND PARTS AND ACCESSORIES THEREOF</i>	SYER / SHARE (%)	0.8	0.7	0.7	0.7	0.8
MOTOKAR PENUMPANG <i>PASSENGER MOTOR CARS</i>	NILAI / VALUE SYER / SHARE (%)	229,578 55.2	176,429 57.5	286,565 69.7	337,909 65.6	292,898 60.6
LAIN-LAIN <i>OTHER</i>	NILAI / VALUE SYER / SHARE (%)	79,106 19.0	58,829 19.2	60,382 14.7	81,732 15.9	83,400 17.2
PERINDUSTRIAN <i>INDUSTRIAL</i>	NILAI / VALUE SYER / SHARE (%)	62,020 78.4	41,917 71.3	44,034 72.9	59,926 73.3	60,064 72.0
BUKAN PERINDUSTRIAN <i>NON-INDUSTRIAL</i>	NILAI / VALUE SYER / SHARE (%)	17,087 21.6	16,912 28.7	16,348 27.1	21,806 26.7	23,336 28.0
ALAT GANTI DAN AKSESORI <i>PARTS AND ACCESSORIES</i>	NILAI / VALUE SYER / SHARE (%)	107,023 25.7	71,362 23.3	64,421 15.7	95,372 18.5	107,238 22.2
6. BARANGAN PENGGUNA, T.T.T.L.	NILAI / VALUE	134,597	122,485	124,640	108,335	122,146
<i>CONSUMER GOODS, N.E.S.</i>	SYER / SHARE (%)	0.3	0.3	0.2	0.1	0.2
BARANGAN TAHAN LAMA <i>DURABLES</i>	NILAI / VALUE SYER / SHARE (%)	28,103 20.9	31,820 26.0	23,491 18.8	20,043 18.5	10,818 8.9
BARANGAN SEPARA TAHAN LAMA <i>SEMI-DURABLES</i>	NILAI / VALUE SYER / SHARE (%)	36,069 26.8	32,122 26.2	33,854 27.2	32,360 29.9	33,291 27.3
BARANGAN TIDAK TAHAN LAMA <i>NON-DURABLES</i>	NILAI / VALUE SYER / SHARE (%)	70,426 52.3	58,543 47.8	67,294 54.0	55,932 51.6	78,036 63.9
7. BARANGAN T.T.T.L.	NILAI / VALUE	153,835	34,183	16,732	30,582	144,416
<i>GOODS, N.E.S.</i>	SYER / SHARE (%)	0.3	0.1	x	x	0.2
8. TRANSAKSI BAWAH RM2,000	NILAI / VALUE	15,104	14,154	13,761	14,561	15,213
<i>TRANSACTION BELOW RM2,000</i>	SYER / SHARE (%)	x	x	x	x	x

JADUAL 15 : IMPORT BARANGAN MENGIKUT KLASIFIKASI KATEGORI EKONOMI UMUM (RM RIBU), 2019-2023

TABLE 15 : IMPORTS OF COMMODITIES BY BROAD ECONOMIC CATEGORIES CLASSIFICATIONS (RM THOUSAND), 2019-2023

KLASIFIKASI KATEGORI EKONOMI UMUM BROAD ECONOMIC CATEGORIES CLASSIFICATION		2019	2020	2021	2022	2023
JUMLAH/TOTAL	NILAI / VALUE SYER / SHARE (%)	35,342,494 100.0	38,090,126 100.0	31,570,250 100.0	40,925,044 100.0	42,157,713 100.0
1. MAKANAN DAN MINUMAN	NILAI / VALUE	5,541,565	5,469,457	5,638,677	6,950,614	7,003,745
<i>FOOD AND BEVERAGES</i>	SYER / SHARE (%)	15.7	14.4	17.9	17.0	16.6
UTAMA <i>PRIMARY</i>	NILAI / VALUE SYER / SHARE (%)	763,235 13.8	745,840 13.6	801,021 14.2	1,009,373 14.5	942,941 13.5
KHUSUS UNTUK INDUSTRI <i>MAINLY FOR INDUSTRY</i>	NILAI / VALUE SYER / SHARE (%)	202,221 26.5	216,009 29.0	207,842 25.9	319,278 31.6	296,992 31.5
KHUSUS UNTUK PENGGUNAAN ISIRUMAH <i>MAINLY FOR HOUSEHOLD CONSUMPTION</i>	NILAI / VALUE SYER / SHARE (%)	561,014 73.5	529,832 71.0	593,179 74.1	690,095 68.4	645,949 68.5
DIPROSES <i>PROCESSED</i>	NILAI / VALUE SYER / SHARE (%)	4,778,330 86.2	4,723,617 86.4	4,837,656 85.8	5,941,241 85.5	6,060,804 86.5
KHUSUS UNTUK INDUSTRI <i>MAINLY FOR INDUSTRY</i>	NILAI / VALUE SYER / SHARE (%)	1,166,860 24.4	923,108 19.5	810,420 16.8	938,197 15.8	699,378 11.5
KHUSUS UNTUK PENGGUNAAN ISIRUMAH <i>MAINLY FOR HOUSEHOLD CONSUMPTION</i>	NILAI / VALUE SYER / SHARE (%)	3,611,471 75.6	3,800,509 80.5	4,027,236 83.2	5,003,044 84.2	5,361,426 88.5
2. BEKALAN PERINDUSTRIAN, T.T.T.L.	NILAI / VALUE	8,093,064	6,936,723	8,731,601	10,891,023	10,014,684
<i>INDUSTRIAL SUPPLIES, N.E.S.</i>	SYER / SHARE (%)	22.9	18.2	27.7	26.6	23.8
UTAMA <i>PRIMARY</i>	NILAI / VALUE SYER / SHARE (%)	1,159,263 14.3	1,252,953 18.1	1,385,111 15.9	2,043,459 18.8	1,634,440 16.3
DIPROSES <i>PROCESSED</i>	NILAI / VALUE SYER / SHARE (%)	6,933,800 85.7	5,683,770 81.9	7,346,490 84.1	8,847,565 81.2	8,380,244 83.7
3. BAHAN API DAN PELINCIR	NILAI / VALUE	4,921,104	3,097,256	3,368,617	4,967,515	5,104,842
<i>FUEL AND LUBRICANTS</i>	SYER / SHARE (%)	13.9	8.1	10.7	12.1	12.1
UTAMA <i>PRIMARY</i>	NILAI / VALUE SYER / SHARE (%)	2,855 0.1	3,675 0.1	3,064 0.1	2,872 0.1	9,976 0.2
DIPROSES <i>PROCESSED</i>	NILAI / VALUE SYER / SHARE (%)	4,918,249 99.9	3,093,581 99.9	3,365,553 99.9	4,964,643 99.9	5,094,866 99.8
MINYAK KENDERAAN <i>MOTOR SPIRIT</i>	NILAI / VALUE SYER / SHARE (%)	3,746,124 76.2	2,374,863 76.8	2,366,849 70.3	3,537,100 71.2	3,252,213 63.8
LAIN-LAIN <i>OTHER</i>	NILAI / VALUE SYER / SHARE (%)	1,172,124 23.8	718,719 23.2	998,704 29.7	1,427,543 28.8	1,842,653 36.2
4. BARANGAN MODAL (KECUALI ALAT KELENGKAPAN PENGANGKUTAN) DAN ALAT GANTI DAN AKSESORI	NILAI / VALUE	8,061,451	14,617,392	4,576,754	6,312,900	7,424,207
<i>CAPITAL GOODS (EXCEPT TRANSPORT EQUIPMENT) AND PARTS AND ACCESSORIES THEREOF</i>	SYER / SHARE (%)	22.8	38.4	14.5	15.4	17.6
BARANGAN MODAL (KECUALI ALAT KELENGKAPAN PENGANGKUTAN)	NILAI / VALUE	5,835,066	12,715,111	2,855,785	4,033,289	4,659,675
<i>CAPITAL GOODS (EXCEPT TRANSPORT EQUIPMENT)</i>	SYER / SHARE (%)	72.4	87.0	62.4	63.9	62.8
ALAT GANTI DAN AKSESORI <i>PARTS AND ACCESSORIES</i>	NILAI / VALUE SYER / SHARE (%)	2,226,385 27.6	1,902,281 13.0	1,720,969 37.6	2,279,611 36.1	2,764,532 37.2

JADUAL 15 (SAMB) : IMPORT BARANGAN MENGIKUT KLASIFIKASI KATEGORI EKONOMI UMUM (RM RIBU), 2019-2023

TABLE 15 (CONTD) : IMPORTS OF COMMODITIES BY BROAD ECONOMIC CATEGORIES CLASSIFICATIONS (RM RIBU), 2019-2023

KLASIFIKASI KATEGORI EKONOMI UMUM BROAD ECONOMIC CATEGORIES CLASSIFICATION		2019	2020	2021	2022	2023
5. ALAT KELENGKAPAN PENGANGKUTAN DAN ALAT GANTI DAN AKSESORI	NILAI / VALUE	4,528,638	3,855,217	4,646,218	6,414,748	7,205,150
<i>TRANSPORT EQUIPMENT AND PARTS AND ACCESSORIES THEREOF</i>	SYER / SHARE (%)	12.8	10.1	14.7	15.7	17.1
MOTOKAR PENUMPANG <i>PASSENGER MOTOR CARS</i>	NILAI / VALUE SYER / SHARE (%)	2,072,233 45.8	1,861,615 48.3	2,201,084 47.4	3,061,768 47.7	3,483,104 48.3
LAIN-LAIN <i>OTHER</i>	NILAI / VALUE SYER / SHARE (%)	1,276,132 28.2	1,000,141 25.9	1,340,062 28.8	1,879,161 29.3	2,284,759 31.7
PERINDUSTRIAN <i>INDUSTRIAL</i>	NILAI / VALUE SYER / SHARE (%)	993,368 77.8	749,581 74.9	1,000,151 74.6	1,476,613 78.6	1,878,681 82.2
BUKAN PERINDUSTRIAN <i>NON-INDUSTRIAL</i>	NILAI / VALUE SYER / SHARE (%)	282,764 22.2	250,560 25.1	339,911 25.4	402,548 21.4	406,077 17.8
ALAT GANTI DAN AKSESORI <i>PARTS AND ACCESSORIES</i>	NILAI / VALUE SYER / SHARE (%)	1,180,273 26.1	993,462 25.8	1,105,072 23.8	1,473,819 23.0	1,437,287 19.9
6. BARANGAN PENGGUNA, T.T.T.L.	NILAI / VALUE	4,097,366	4,013,976	4,493,502	5,287,733	5,269,626
<i>CONSUMER GOODS, N.E.S.</i>	SYER / SHARE (%)	11.6	10.5	14.2	12.9	12.5
BARANGAN TAHAN LAMA <i>DURABLES</i>	NILAI / VALUE SYER / SHARE (%)	813,994 19.9	930,477 23.2	1,091,285 24.3	1,062,097 20.1	912,920 17.3
BARANGAN SEPARA TAHAN LAMA <i>SEMI-DURABLES</i>	NILAI / VALUE SYER / SHARE (%)	1,218,167 29.7	1,047,209 26.1	1,187,584 26.4	1,616,637 30.6	1,650,996 31.3
BARANGAN TIDAK TAHAN LAMA <i>NON-DURABLES</i>	NILAI / VALUE SYER / SHARE (%)	2,065,205 50.4	2,036,290 50.7	2,214,633 49.3	2,608,999 49.3	2,705,711 51.3
7. BARANGAN T.T.T.L.	NILAI / VALUE	24,460	31,245	46,386	33,946	66,180
<i>GOODS, N.E.S.</i>	SYER / SHARE (%)	0.1	0.1	0.1	0.1	0.2
8. TRANSAKSI BAWAH RM2,000	NILAI / VALUE	74,846	68,859	68,494	66,565	69,279
<i>TRANSACTION BELOW RM2,000</i>	SYER / SHARE (%)	0.2	0.2	0.2	0.2	0.2

JADUAL 16 : IMPORT MENGIKUT PENGGUNAAN AKHIR (RM RIBU), 2019-2023

TABLE 16 : IMPORTS BY END USE (RM THOUSAND), 2019-2023

KLASIFIKASI PENGGUNAAN AKHIR END USE		2019	2020	2021	2022	2023
IMPORT KASAR <i>GROSS IMPORTS</i>	NILAI / VALUE SYER / SHARE (%)	35,342,494 100.0	38,090,126 100.0	31,570,250 100.0	40,925,044 100.0	42,157,713 100.0
1. BARANGAN MODAL <i>CAPITAL GOODS</i>	NILAI / VALUE SYER / SHARE (%)	6,828,434 19.3	13,464,692 35.3	3,855,935 12.2	5,509,902 13.5	6,538,357 15.5
BARANGAN MODAL (KECUALI ALAT KELENGKAPAN PENGANGKUTAN) <i>CAPITAL GOODS (EXCEPT TRANSPORT EQUIPMENT)</i>	NILAI / VALUE SYER / SHARE (%)	5,835,066 85.5	12,715,111 94.4	2,855,785 74.1	4,033,289 73.2	4,659,675 71.3
ALAT KELENGKAPAN PENGANGKUTAN PERINDUSTRIAN <i>TRANSPORT EQUIPMENT INDUSTRIAL</i>	NILAI / VALUE SYER / SHARE (%)	993,368 14.5	749,581 5.6	1,000,151 25.9	1,476,613 26.8	1,878,681 28.7
2. BARANGAN PERANTARAAN <i>INTERMEDIATE GOODS</i>	NILAI / VALUE SYER / SHARE (%)	14,043,781 39.7	11,693,976 30.7	13,577,672 43.0	17,332,343 42.4	17,065,502 40.5
MAKANAN DAN MINUMAN, UTAMA, KHUSUS UNTUK INDUSTRI <i>FOOD AND BEVERAGES, PRIMARY, MAINLY FOR INDUSTRY</i>	NILAI / VALUE SYER / SHARE (%)	202,221 1.4	216,009 1.8	207,842 1.5	319,278 1.8	296,992 1.7
MAKANAN DAN MINUMAN, DIPROSES, KHUSUS UNTUK INDUSTRI <i>FOOD AND BEVERAGES, PROCESSED, MAINLY FOR INDUSTRY</i>	NILAI / VALUE SYER / SHARE (%)	1,166,860 8.3	923,108 7.9	810,420 6.0	938,197 5.4	699,378 4.1
BEKALAN PERINDUSTRIAN, T.T.T.L., UTAMA <i>INDUSTRIAL SUPPLIES, N.E.S, PRIMARY</i>	NILAI / VALUE SYER / SHARE (%)	1,159,263 8.3	1,252,953 10.7	1,385,111 10.2	2,043,459 11.8	1,634,440 9.6
BEKALAN PERINDUSTRIAN, T.T.T.L., DIPROSES <i>INDUSTRIAL SUPPLIES, N.E.S, PROCESSED</i>	NILAI / VALUE SYER / SHARE (%)	6,933,800 49.4	5,683,770 48.6	7,346,490 54.1	8,847,565 51.0	8,380,244 49.1
BAHAN API DAN PELINCIR, UTAMA <i>FUEL AND LUBRICANTS, PRIMARY</i>	NILAI / VALUE SYER / SHARE (%)	2,855 x	3,675 x	3,064 x	2,872 x	9,976 0.1
BAHAN API DAN PELINCIR, DIPROSES, LAIN-LAIN <i>FUEL AND LUBRICANTS, PROCESSED, OTHERS</i>	NILAI / VALUE SYER / SHARE (%)	1,172,124 8.3	718,719 6.1	998,704 7.4	1,427,543 8.2	1,842,653 10.8
ALAT GANTI DAN AKSESORI BARANG MODAL (KECUALI ALAT KELENGKAPAN PENGANGKUTAN) <i>PARTS AND ACCESSORIES OF CAPITAL GOODS (EXCEPT TRANSPORT EQUIPMENT)</i>	NILAI / VALUE SYER / SHARE (%)	2,226,385 15.9	1,902,281 16.3	1,720,969 12.7	2,279,611 13.2	2,764,532 16.2
ALAT GANTI DAN AKSESORI UNTUK ALAT KELENGKAPAN PENGANGKUTAN <i>PARTS AND ACCESSORIES OF TRANSPORT EQUIPMENT</i>	NILAI / VALUE SYER / SHARE (%)	1,180,273 8.4	993,462 8.5	1,105,072 8.1	1,473,819 8.5	1,437,287 8.4
3. BARANGAN PENGGUNAAN <i>CONSUMPTION GOODS</i>	NILAI / VALUE SYER / SHARE (%)	8,552,615 24.2	8,594,876 22.6	9,453,829 29.9	11,383,420 27.8	11,683,078 27.7
MAKANAN DAN MINUMAN, UTAMA, KHUSUS UNTUK PENGGUNAAN ISIRUMAH <i>FOOD AND BEVERAGES, PRIMARY, MAINLY FOR HOUSEHOLD CONSUMPTION</i>	NILAI / VALUE SYER / SHARE (%)	561,014 6.6	529,832 6.2	593,179 6.3	690,095 6.1	645,949 5.5
MAKANAN DAN MINUMAN, DIPROSES, KHUSUS UNTUK PENGGUNAAN ISIRUMAH <i>FOOD AND BEVERAGES, PROCESSED, MAINLY FOR HOUSEHOLD CONSUMPTION</i>	NILAI / VALUE SYER / SHARE (%)	3,611,471 42.2	3,800,509 44.2	4,027,236 42.6	5,003,044 44.0	5,361,426 45.9
ALAT KELENGKAPAN PENGANGKUTAN, BUKAN PERINDUSTRIAN <i>TRANSPORT EQUIPMENT, NON-INDUSTRIAL</i>	NILAI / VALUE SYER / SHARE (%)	282,764 3.3	250,560 2.9	339,911 3.6	402,548 3.5	406,077 3.5
BARANGAN PENGGUNA, T.T.T.L. <i>CONSUMER GOODS, N.E.S.</i>	NILAI / VALUE SYER / SHARE (%)	- -	- -	- -	- -	- -

JADUAL 16 (SAMB): IMPORT MENGIKUT PENGGUNAAN AKHIR (RM RIBU), 2019-2023

TABLE 16 (CONT'D) : IMPORTS BY END USE (RM THOUSAND), 2019-2023

KLASIFIKASI PENGGUNAAN AKHIR END USE		2019	2020	2021	2022	2023
BARANGAN TAHAN LAMA DURABLES	NILAI / VALUE SYER / SHARE (%)	813,994 9.5	930,477 10.8	1,091,285 11.5	1,062,097 9.3	912,920 7.8
BARANGAN SEPARA TAHAN LAMA SEMI-DURABLES	NILAI / VALUE SYER / SHARE (%)	1,218,167 14.2	1,047,209 12.2	1,187,584 12.6	1,616,637 14.2	1,650,996 14.1
BARANGAN TIDAK TAHAN LAMA NON-DURABLES	NILAI / VALUE SYER / SHARE (%)	2,065,205 24.1	2,036,290 23.7	2,214,633 23.4	2,608,999 22.9	2,705,711 23.2
4. BARANGAN DUA GUNA DUAL USE GOODS	NILAI / VALUE SYER / SHARE (%)	5,818,358 16.5	4,236,477 11.1	4,567,933 14.5	6,598,868 16.1	6,735,317 16.0
BAHAN API DAN PELINCIR, DIPROSES, MINYAK KENDERAAN FUEL AND LUBRICANTS, PROCESSED, MOTOR SPIRIT	NILAI / VALUE SYER / SHARE (%)	3,746,124 64.4	2,374,863 56.1	2,366,849 51.8	3,537,100 53.6	3,252,213 48.3
ALAT KELENGKAPAN PENGANGKUTAN MOTOKAR PENUMPANG TRANSPORT EQUIPMENT PASSENGER MOTOR CARS	NILAI / VALUE SYER / SHARE (%)	2,072,233 35.6	1,861,615 43.9	2,201,084 48.2	3,061,768 46.4	3,483,104 51.7
5. BARANGAN T.T.T.L. GOODS, N.E.S	NILAI / VALUE SYER / SHARE (%)	24,460 0.1	31,245 0.1	46,386 0.1	33,946 0.1	66,180 0.2
6. TRANSAKSI BAWAH RM2,000 TRANSACTION BELOW RM2,000	NILAI / VALUE SYER / SHARE (%)	74,846 0.2	68,859 0.2	68,494 0.2	66,565 0.2	69,279 0.2
7. IMPORT TERTANGGUH RETAINED IMPORTS	NILAI / VALUE SYER / SHARE (%)	32,195,968 91.1	35,654,526 93.6	29,285,107 92.8	38,223,247 93.4	38,906,047 92.3
8. EKSPORT SEMULA RE-EXPORTS	NILAI / VALUE SYER / SHARE (%)	3,146,527 8.9	2,435,600 6.4	2,285,143 7.2	2,701,796 6.6	3,251,665 7.7

JADUAL 17 : EKSPORT BARANGAN UTAMA DAN TERPILIH MENGIKUT NEGARA (RM RIBU), 2019-2023

TABLE 17 : EXPORTS OF MAJOR AND SELECTED COMMODITIES BY COUNTRY (RM THOUSAND), 2019-2023

NEGARA COUNTRY	2019	2020	2021	2022	2023
(A) CRUDE PETROLEUM <i>PETROLEUM MENTAH</i>					
JUMLAH / TOTAL	22,946,787	15,293,459	19,051,018	30,306,303	24,706,385
AUSTRALIA	4,303,029	2,173,851	3,381,296	3,048,953	2,123,310
BRUNEI DARUSSALAM	-	122,319	1,021,713	1,959,881	675,281
CHINA	-	200,302	-	-	-
INDIA	3,818,601	2,015,262	1,105,409	1,807,822	895,639
INDONESIA	167,330	183,443	48,615	-	-
JAPAN	-	99,678	-	-	127,485
KOREA, REPUBLIC OF	-	-	-	-	101,833
PENINSULAR MALAYSIA	9,275,488	7,922,583	11,918,416	20,108,439	17,463,668
NEW ZEALAND	772,381	489,325	223,958	-	-
PAPUA NEW GUINEA	-	-	67,823	-	-
PHILIPPINES	605,147	166,378	-	-	-
SINGAPORE	2,016,209	879,424	391,216	632,101	134,996
THAILAND	1,988,601	1,040,896	892,572	2,313,074	3,184,174
VIET NAM	-	-	-	436,034	-
(B) MINYAK KELAPA SAWIT <i>PALM OIL</i>					
JUMLAH / TOTAL	11,007,379	12,879,592	17,308,637	21,137,466	15,988,490
ALGERIA	-	-	25,171	-	-
AUSTRALIA	-	-	-	132	102
AZERBAIJAN	2,096	-	-	-	-
BANGLADESH	-	-	-	84,593	172,406
BELIZE	-	-	-	-	110
BENIN	-	-	-	-	20,451
BRAZIL	4,201	-	26,601	-	-
BRUNEI DARUSSALAM	-	103	-	-	-
CANADA	-	-	-	264	-
CHILE	-	-	-	126	126
CHINA	2,668,992	3,311,660	4,395,743	4,812,193	3,631,560
CONGO, THE DEMOCRATIC REPUBLIC	-	25,334	-	-	-
DJIBOUTI	-	-	22,393	133,373	-
DOMINICAN REPUBLIC	-	-	-	-	251
E.U ^a	1,697,896	1,508,992	1,632,409	2,110,657	1,381,191
EGYPT	26,613	2,991	110,846	51,867	126
GEORGIA	610	33,063	28,845	-	-
GHANA	-	129,115	209,830	199	17,641
GUYANA	-	-	-	-	354
HAITI	-	-	-	-	113
HONG KONG	-	-	-	-	19,080
INDIA	805,676	1,107,951	2,217,808	3,134,320	2,439,821
INDONESIA	155,566	17,264	-	-	-
IRAQ	-	51,629	-	-	-
JAPAN	675,239	788,791	1,096,229	1,858,765	1,411,354
KENYA	47,907	115,248	672,341	178,234	463,408
KOREA, REPUBLIC OF	419,040	556,009	712,028	990,824	853,989
MADAGASCAR	17,602	-	-	13,157	41,594
PENINSULAR MALAYSIA	105,968	240,091	391,596	659,342	696,115
SARAWAK	27	16,944	16,062	142,650	17
MALDIVES	-	-	-	83	-
MALI	-	-	-	-	263
MAURITIUS	709	617	-	-	-
MEXICO	35,613	-	-	-	-
MOROCCO	-	13,558	-	-	-

JADUAL 17 (SAMB) : EKSPORT BARANGAN UTAMA DAN TERPILIH MENGIKUT NEGARA (RM RIBU), 2019-2023

TABLE 17 (CONT'D) : EXPORTS OF MAJOR AND SELECTED COMMODITIES BY COUNTRY (RM THOUSAND), 2019-2023

NEGARA COUNTRY	2019	2020	2021	2022	2023
MOZAMBIQUE	12,362	36,030	-	18,760	128,063
MYANMAR	-	-	-	121	-
NEPAL	-	-	-	47,399	10,253
NIGERIA	81,106	76,058	42,221	-	-
OMAN	-	-	-	47,740	981
PAKISTAN	594,437	627,950	838,684	838,499	711,208
PAPUA NEW GUINEA	-	-	-	10,826	4,287
PHILIPPINES	1,038,486	1,568,956	2,214,815	3,246,710	1,633,773
RUSSIAN FEDERATION	-	-	-	196	-
SAUDI ARABIA	25,675	33,518	5,070	252,865	-
SINGAPORE	205,429	40,345	-	10,793	7,945
SOUTH AFRICA	31,027	67,560	13,187	-	46,316
SRI LANKA	-	-	-	22,681	8,202
SUDAN	-	7,366	-	-	-
TAIWAN, PROVINCE OF CHINA	468,380	560,056	902,058	1,113,819	895,417
TANZANIA, UNITED REPUBLIC OF	-	-	-	71,601	-
THAILAND	-	-	-	-	95
TOGO	4,750	35,310	49,471	280	56,198
TRINIDAD AND TOBAGO	-	-	-	-	103
TURKIYE	291,130	276,090	242,446	183,012	104,637
UKRAINE	-	-	-	47,063	-
UNITED ARAB EMIRATES	-	-	-	56,265	-
UNITED KINGDOM	-	-	-	-	275
UNITED STATES	627,132	1,108,620	683,505	239,294	167,823
VIET NAM	963,711	522,372	759,279	758,599	1,062,843
WESTERN SAMOA	-	-	-	166	-
(C) GAS ASLI CECAIR <i>LIQUIDIED NATURAL GAS</i>					
JUMLAH / TOTAL	501,016	799,170	3,021,864	5,176,551	5,051,356
BANGLADESH	55,145	-	-	-	-
BRUNEI DARUSSALAM	-	1	1	-	-
CHINA	199,287	165,446	1,345,858	1,691,044	1,898,643
JAPAN	-	59,349	444,311	1,253,523	911,408
KOREA, REPUBLIC OF	184,272	244,120	134,768	1,105,697	1,175,085
PENINSULAR MALAYSIA	-	-	389,751	-	-
SINGAPORE	-	-	94,642	323,007	131,365
TAIWAN, PROVINCE OF CHINA	62,311	45,836	275,611	164,130	117,189
THAILAND	-	284,418	336,922	639,151	817,666
(D) METANOL <i>METHANOL</i>					
JUMLAH / TOTAL	2,080,846	1,501,082	2,506,284	2,665,209	2,306,428
BRUNEI DARUSSALAM	-	1	-	-	-
CHINA	521,342	240,982	373,768	470,394	577,794
INDIA	6,157	-	-	-	4,203
INDONESIA	446,333	338,632	563,290	533,501	445,762
JAPAN	116,271	89,349	123,467	148,041	102,096
KOREA, REPUBLIC OF	23,690	22,876	13,674	25,525	-
PENINSULAR MALAYSIA	140,766	229,892	410,350	304,223	259,682
SARAWAK	71,593	49,952	78,402	95,515	84,049
PAPUA NEW GUINEA	-	1,320	-	4,614	-
PHILIPPINES	111,745	59,599	135,668	177,954	148,083
SINGAPORE	253,923	161,014	280,775	345,028	250,255
TAIWAN, PROVINCE OF CHINA	58,905	64,049	93,077	121,016	71,019
THAILAND	189,436	106,988	212,634	255,350	193,552
VIET NAM	140,686	136,430	221,179	184,049	169,933

JADUAL 17 (SAMB) : EKSPORT BARANGAN UTAMA DAN TERPILIH MENGIKUT NEGARA (RM RIBU), 2019-2023

TABLE 17 (CONT'D) : EXPORTS OF MAJOR AND SELECTED COMMODITIES BY COUNTRY (RM THOUSAND), 2019-2023

NEGARA COUNTRY	2019	2020	2021	2022	2023
(E) BAJA DIKILANGKAN FERTILIZERS, MANUFACTURED					
JUMLAH / TOTAL	1,267,977	1,097,473	2,059,506	3,454,881	2,027,877
AUSTRALIA	223683	348938	594498	1232425	590178
BRAZIL	90554	-	-	-	-
BRUNEI DARUSSALAM	106	250	65	29	-
CHILE	75875	67586	114636	73574	-
CHINA	12600	-	-	9	140
COLOMBIA	-	-	39348	40654	71561
E.U ^a	-	-	-	135099	-
ECUADOR	-	-	-	-	16337
GABON	979	909	-	-	-
INDIA	86766	92993	84618	765546	201521
INDONESIA	2473	13	89	5648	161
JAPAN	48020	9232	-	37739	31
KENYA	12582	6554	5739	125	1714
KOREA, REPUBLIC OF	49642	-	21120	54167	45123
LIBERIA	19215	-	-	-	9248
PENINSULAR MALAYSIA	5328	2806	1562	6789	14084
SARAWAK	38456	19700	58858	139950	95264
MEXICO	105396	30848	118340	87882	66540
MOZAMBIQUE	-	-	-	-	866
MYANMAR	19760	46219	38323	70462	22973
NEPAL	-	-	-	-	49602
NEW ZEALAND	127074	152587	366944	231481	143129
PERU	-	-	-	126318	42031
PHILIPPINES	155460	127350	274616	207770	244318
SINGAPORE	-	23238	-	18	-
SOUTH AFRICA	28831	-	-	-	-
SRI LANKA	-	-	-	66834	-
THAILAND	91969	136999	340752	172361	317215
TURKIYE	-	-	-	-	95841
UNITED STATES	65017	26804	-	-	-
VIET NAM	8192	4448	-	-	-
(F) MINYAK ISIRUNG KELAPA SAWIT PALM KERNEL OIL					
JUMLAH / TOTAL	1,532,538	1,785,736	2,922,824	3,134,380	1,974,304
AZERBAIJAN	790	-	-	-	-
BRAZIL	-	-	-	16,564	2,036
CHINA	243,924	359,301	481,394	657,225	450,395
E.U ^a	393,991	572,020	1,140,980	1,110,768	477,663
INDIA	23,108	31,257	87,054	89,327	57,971
JAPAN	12,095	30,607	82,253	236,785	188,152
KENYA	-	3,710	-	-	10,033
KOREA, REPUBLIC OF	15,110	17,838	37,493	43,640	17,911
PENINSULAR MALAYSIA	677,978	602,629	944,952	822,349	685,308
SARAWAK	-	-	17,599	-	-
PHILIPPINES	28,321	-	-	-	-
SAUDI ARABIA	-	-	-	10,007	-
SINGAPORE	-	598	-	-	-
TURKIYE	28,455	3,551	6,629	-	-
UNITED STATES	108,765	164,223	124,470	147,716	84,834

JADUAL 17 (SAMB) : EKSPORT BARANGAN UTAMA DAN TERPILIH MENGIKUT NEGARA (RM RIBU), 2019-2023

TABLE 17 (CONT'D) : EXPORTS OF MAJOR AND SELECTED COMMODITIES BY COUNTRY (RM THOUSAND), 2019-2023

NEGERA COUNTRY	2019	2020	2021	2022	2023
(G) KONDENSAT DAN MINYAK PETROLEUM LAIN <i>CONDENSATE AND OTHER PETROLEUM</i>					
JUMLAH / TOTAL	1,516,596	632,103	1,151,467	1,785,777	1,534,296
AUSTRALIA	79561	106743	-	-	-
BRUNEI DARUSSALAM	-	-	192770	299924	84746
CHINA	-	-	-	-	92796
KOREA, REPUBLIC OF	142265	67434	-	-	73838
PENINSULAR MALAYSIA	242020	375038	816811	1485848	1059970
SARAWAK	-	-	-	-	2
SINGAPORE	984146	59088	80824	-	120220
THAILAND	68605	23800	61061	-	102725
UNITED KINGDOM	-	-	-	4	-
(H) BESI BRIKUET PANAS <i>HOT BRIQUETTED IRON</i>					
JUMLAH / TOTAL	727,118	934,082	752,561	1,527,094	1,042,312
CHINA	155,715	526,405	129,756	-	-
INDONESIA	82,454	113,300	121,423	124,781	117,340
JAPAN	25,494	49,151	-	103,712	77,325
KOREA, REPUBLIC OF	452,065	234,055	452,446	1,004,509	526,918
PENINSULAR MALAYSIA	11,389	11,172	16,396	40,748	947
TAIWAN, PROVINCE OF CHINA	-	-	-	-	10,191
UNITED STATES	-	-	-	95,275	-
VIET NAM	-	-	32,541	158,070	309,592
(I) PRODUK BERASASKAN KELAPA SAWIT <i>OIL PALM BASED PRODUCT</i>					
JUMLAH / TOTAL	219,556	228,385	117,556	340,172	899,182
AUSTRALIA	11	26	*	1	-
BRUNEI DARUSSALAM	224	200	28	*	-
CHINA	44,213	737	3,673	5,098	6,992
E.U ^a	94,027	102,502	24,808	157,927	680,165
HONG KONG	1	-	2,586	4,401	2,233
INDIA	-	-	-	1,268	-
INDONESIA	19,042	1	-	*	-
JAPAN	30,321	51,236	35,506	55,343	66,542
KOREA, REPUBLIC OF	4	-	391	17,226	-
PENINSULAR MALAYSIA	5,021	40,704	18,069	22,637	47,383
SARAWAK	2,252	23	46	17	33
MALDIVES	-	-	*	-	-
PHILIPPINES	72	52	26	14	17
SINGAPORE	22,037	32,830	31,782	76,229	95,816
TAIWAN, PROVINCE OF CHINA	1,960	75	-	-	-
UNITED KINGDOM	-	-	*	-	-
UNITED STATES	-	-	*	11	-
VIET NAM	372	-	641	-	-

JADUAL 17 (SAMB) : EKSPORT BARANGAN UTAMA DAN TERPILIH MENGIKUT NEGARA (RM RIBU), 2019-2023
TABLE 17 (CONT'D) : EXPORTS OF MAJOR AND SELECTED COMMODITIES BY COUNTRY (RM THOUSAND), 2019-2023

NEGARA COUNTRY	2019	2020	2021	2022	2023
(J) OLEOKIMIA BERASAS KELAPA SAWIT <i>PALM-BASED OLEOCHEMICALS</i>					
JUMLAH / TOTAL	901,166	841,944	1,146,177	1,440,505	723,608
ANGOLA	-	-	-	-	125
ARGENTINA	-	-	-	-	52
AUSTRALIA	812	9,504	22	367	125
AZERBAIJAN	33	-	-	-	32
BANGLADESH	-	18	-	-	-
BRUNEI DARUSSALAM	3,324	2,979	373	2,243	4,815
CANADA	2	-	-	-	-
CHINA	90,517	167,733	250,487	264,146	183,272
CONGO	13	-	-	-	-
E.U ^a	354,169	232,998	541,574	736,459	116,597
EGYPT	-	169	-	198	-
GUYANA	-	78	-	-	-
HONG KONG	-	-	1,026	1,435	-
INDIA	13,795	37,351	1,277	17,380	20,336
INDONESIA	138,071	21,239	336	655	2,382
JAPAN	-	9	-	14	13
KENYA	-	7,463	27,394	49,891	8,053
KOREA, REPUBLIC OF	111,381	159,392	162,836	251,843	184,325
KUWAIT	-	484	-	122	-
LEBANON	-	119	-	-	-
PENINSULAR MALAYSIA	26,403	24,980	64,796	41,101	45,498
SARAWAK	88,216	86,506	34,886	49,957	141,446
MALDIVES	-	-	*	-	-
MOZAMBIQUE	-	871	-	-	3,688
MYANMAR	7	-	-	-	-
NAMIBIA	-	2	-	-	-
NEPAL	-	-	-	-	54
NEW ZEALAND	5	134	-	14	20
NIGERIA	37	-	-	-	6
NORWAY	*	271	372	-	-
OMAN	-	1,399	-	230	127
PAKISTAN	3,260	1,963	849	184	947
PHILIPPINES	25	-	53	-	140
QATAR	230	570	-	-	277
RUSSIAN FEDERATION	146	150	-	-	-
SAUDI ARABIA	632	5	-	442	-
SINGAPORE	29,137	38,231	51,115	20,117	9,565
SOUTH AFRICA	670	3,324	-	-	-
THAILAND	1,494	1,263	3,122	3,392	1,092
TUNISIA	-	481	-	-	-
TURKIYE	-	40	-	-	-
UNITED ARAB EMIRATES	183	750	-	-	181
UNITED KINGDOM	-	*	-	-	-
UNITED STATES	38,176	41,396	5,596	-	376
VIET NAM	428	73	62	315	66

^a Bermula 1 Februari 2020, United Kingdom bukan lagi sebahagian daripada Kesatuan Eropah
As of 1 February 2020, the United Kingdom is no longer part of the European Union

JADUAL 18 : IMPORT BARANGAN UTAMA DAN TERPILIH MENGIKUT NEGARA (RM RIBU), 2019-2023
TABLE 18 : IMPORTS OF MAJOR AND SELECTED COMMODITIES BY COUNTRY(RM THOUSAND), 2019-2023

NEGARA COUNTRY	2019	2020	2021	2022	2023
(A) KELUARAN PETROLEUM BERTAPIS <i>REFINED PETROLEUM PRODUCTS</i>					
JUMLAH / TOTAL	4,712,600	2,866,402	2,964,496	4,578,929	4,674,922
ALGERIA	-	8	-	132	-
AUSTRALIA	162	377	87	-	95
BRUNEI DARUSSALAM	-	*	1	20	-
CANADA	123	10	4	150	10
CHINA	196	62	292	1,172	586
E.U ^a	1,998	902	1,065	14	1,479
EGYPT	-	-	-	3	-
HONG KONG	8	3	12	-	10
ICELAND	-	1	-	136	-
INDIA	446	21	97	498	126
INDONESIA	33,732	157	222	53	709
JAPAN	639	67	49	2,611	429
KOREA, REPUBLIC OF	2,243	2,391	1,651	4,425,410	2,669
MALAYSIA, PENINSULAR	3,043,886	2,195,937	2,249,016	2	4,485,390
MALAYSIA, SARAWAK	1,083	105	59	11	344
MAURITIUS	-	-	-	-	-
MEXICO	42	-	-	8	-
MYANMAR	-	-	147	-	69
NORWAY	3	-	1	322	2
PHILIPPINES	294	734	2,188	-	-
RUSSIAN FEDERATION	126	262	136	-	-
SAUDI ARABIA	-	165	59	-	-
SEYCHELLES	-	1	-	126,623	-
SINGAPORE	1,592,186	649,034	694,092	-	160,212
SOUTH AFRICA	-	-	1	8	-
SWITZERLAND	103	6	73	9	97
TAIWAN, PROVINCE OF CHINA	34	704	10	12,263	13
THAILAND	6,020	5,542	8,670	-	10,390
TURKIYE	1	-	-	1,996	3
UNITED ARAB EMIRATES	614	505	802	240	1,726
UNITED KINGDOM	n.a	382	280	4,543	259
UNITED STATES	27,157	7,872	4,112	2,706	4,377
VIET NAM	1,503	1,152	1,373	-	5,924
(B) MOTORBAS DAN KENDERAAN BARANG, SUDAH DIPASANG <i>MOTOR BUSES AND GOODS VEHICLES, COMPLETELY BUILT-UP</i>					
JUMLAH / TOTAL	939,141	687,555	918,838	1,387,624	1,799,010
CHINA	22,925	16,991	26,616	35,189	43,396
E.U ^a	788	-	116	3,345	-
INDIA	490	-	851	-	-
INDONESIA	339	-	92	299	172
JAPAN	2,959	4,190	3,380	6,749	2,025
KOREA, REPUBLIC OF	1,301	1,960	-	9,378	3,255
MALAYSIA, PENINSULAR	710,585	500,269	602,336	840,812	1,102,532
MALAYSIA, SARAWAK	-	-	-	82	-
THAILAND	199,525	164,145	285,447	491,771	647,297
UNITED KINGDOM	n.a	-	-	-	333
UNITED STATES	228	-	-	-	-

JADUAL 18 (SAMB) : IMPORT BARANGAN UTAMA DAN TERPILIH MENGIKUT NEGARA (RM RIBU), 2019-2023

TABLE 18 (CONT'D) : IMPORTS OF MAJOR AND SELECTED COMMODITIES BY COUNTRY(RM THOUSAND), 2019-2023

NEGARA COUNTRY	2019	2020	2021	2022	2023
(C) MOTOKAR, SUDAH DIPASANG <i>MOTOR CARS, COMPLETELY BUILT-UP</i>					
JUMLAH / TOTAL	1,134,738	1,173,180	1,174,574	1,541,552	1,798,107
AUSTRALIA	319	184	560	1,252	2,221
CHINA	-	-	-	-	926
E.U ^a	42,673	9,484	19,418	18,938	27,120
INDIA	384	-	-	310	-
INDONESIA	-	514	13	68	254
JAPAN	12,823	8,376	13,455	14,252	17,677
KOREA, REPUBLIC OF	872	566	687	839	11
MALAYSIA, PENINSULAR	1,069,816	1,141,614	1,127,972	1,493,458	1,707,040
MALAYSIA, SARAWAK	-	-	35	55	37
MEXICO	1,958	232	818	-	673
SOUTH AFRICA	14	28	166	220	138
SWITZERLAND	-	-	-	37	-
THAILAND	5,342	6,734	6,799	5,331	38,885
UNITED KINGDOM	n.a	3,306	2,832	5,933	1,613
UNITED STATES	538	2,141	1,818	859	1,512
(D) KENDERAAN PENUMPANG LAIN, SUDAH DIPASANG <i>OTHER PASSENGERS MOTOR VEHICLES, COMPLETELY BUILT-UP</i>					
JUMLAH / TOTAL	938,781	688,969	1,026,404	1,522,929	1,668,048
AFGHANISTAN	-	-	-	11	-
AUSTRALIA	243	405	675	165	433
CHINA	142,644	5,616	342	6,137	14,984
E.U ^a	14,157	2,244	9,164	17,666	41,053
GEORGIA	197	-	-	-	-
INDIA	29	32	-	71	7
INDONESIA	20,282	11,662	16,759	2,886	20,037
JAPAN	50,544	33,059	46,577	52,595	53,915
KOREA, REPUBLIC OF	6,358	2,255	2,076	4,059	710
MALAYSIA, PENINSULAR	678,391	620,392	927,744	1,425,759	1,511,683
MALAYSIA, SARAWAK	-	-	-	50	-
MEXICO	-	-	964	325	-
MYANMAR	-	-	-	321	-
SOUTH AFRICA	-	-	324	113	-
SWITZERLAND	21	-	-	-	-
THAILAND	22,676	5,189	16,581	8,708	21,447
UNITED KINGDOM	n.a	4,368	4,661	3,086	2,332
UNITED STATES	3,237	3,747	533	976	1,446
VIET NAM	-	-	3	-	-

JADUAL 18 (SAMB) : IMPORT BARANGAN UTAMA DAN TERPILIH MENGIKUT NEGARA (RM RIBU), 2019-2023

TABLE 18 (CONT'D) : IMPORTS OF MAJOR AND SELECTED COMMODITIES BY COUNTRY(RM THOUSAND), 2019-2023

NEGARA COUNTRY	2019	2020	2021	2022	2023
(E) BAJA DIKILANGKAN <i>FERTILIZERS, MANUFACTURED</i>					
JUMLAH / TOTAL	793,969	680,394	1,324,829	1,637,901	968,290
AUSTRALIA	1,129	3,790	16,137	15,248	-
BELARUS	40,501	1,574	28,521	1,569	-
BOLIVIA, PLURINATIONAL STATE OF	10	-	-	-	-
CAMEROON	-	-	-	2	-
CANADA	188,454	212,950	252,369	405,442	138,289
CHINA	113,742	88,250	320,428	364,575	300,631
CHRISTMAS ISLAND	-	-	3,448	-	-
E.U ^a	78,654	92,404	120,891	76,822	5,385
EGYPT	3,910	1,487	19,236	6,415	-
INDIA	5,396	854	-	3	71
INDONESIA	39,045	22,372	52,135	39,847	8,002
JAPAN	47,056	14,150	45,972	32,832	22,557
JORDAN	79,220	49,225	125,494	193,798	155,141
KOREA, REPUBLIC OF	5,017	7,625	7,982	8,046	2,504
LAO, PEOPLE'S DEMOCRATIC REPUBLIC	-	6,310	-	26,251	20,498
MALAYSIA, PENINSULAR	88,577	91,584	105,132	153,374	149,789
MALAYSIA, SARAWAK	3,802	831	481	1,312	1,069
MEXICO	59	-	-	-	-
PHILIPPINES	21	29	15	52	25
RUSSIAN FEDERATION	43,665	45,926	161,166	255,906	86,479
SINGAPORE	35	29	-	-	45
SOUTH AFRICA	-	-	-	-	125
SWITZERLAND	-	-	908	-	-
TAIWAN, PROVINCE OF CHINA	33,806	8,474	18,449	9,476	17,328
THAILAND	9,740	8,047	15,569	2,179	4,127
UNITED ARAB EMIRATES	-	-	-	-	548
UNITED KINGDOM	n.a	3	10	-	-
UNITED STATES	443	15,951	1,153	510	33,412
VIET NAM	11,688	8,528	29,333	44,241	22,264
(F) GUMPALAN BIJIH BESI <i>IRON ORE AGGLOMERATES</i>					
JUMLAH / TOTAL	581,763	715,963	638,629	1,231,054	783,267
BAHRAIN	-	-	115,371	320,074	652,061
BRAZIL	-	-	372,053	439,871	131,206
OMAN	581,763	715,963	151,205	-	-
ROMANIA	-	-	-	423,954	-
SWEDEN	-	-	-	47,156	-

JADUAL 18 (SAMB) : IMPORT BARANGAN UTAMA DAN TERPILIH MENGIKUT NEGARA (RM RIBU), 2019-2023

TABLE 18 (CONT'D) : IMPORTS OF MAJOR AND SELECTED COMMODITIES BY COUNTRY(RM THOUSAND), 2019-2023

NEGARA COUNTRY	2019	2020	2021	2022	2023
(G) MINYAK WANGI, KOSMETIK & PENYEDIAAN TANDAS <i>PERFUMERY, COSMETICS & TOILET PREPARATION</i>					
JUMLAH / TOTAL	467,201	452,982	529,957	627,728	723,088
AUSTRALIA	342	378	312	34	143
BRUNEI DARUSSALAM	-	-	-	8	-
CANADA	1,621	98	56	53	80
CHINA	16,781	21,816	21,236	24,501	23,570
E.U ^a	36,937	1,640	2,498	2,505	7,089
HONG KONG	487	59	-	-	10
INDIA	1,203	1,759	757	824	626
INDONESIA	27,298	29,232	25,982	31,415	18,691
IRAN, ISLAMIC REPUBLIC OF	-	63	-	-	-
JAPAN	5,568	1,604	600	1,459	1,594
KOREA, REPUBLIC OF	2,339	396	1,246	1,153	413
MALAYSIA, PENINSULAR	280,374	301,787	367,792	463,761	605,833
MALAYSIA, SARAWAK	-	-	-	-	67
MEXICO	23	3	-	-	6
NORWAY	11	353	313	723	541
PHILIPPINES	5,276	5,890	6,360	4,454	3,672
RUSSIAN FEDERATION	5	-	-	-	-
SERBIA	-	14	-	-	-
SINGAPORE	811	592	646	1,525	2,431
SWITZERLAND	1,142	867	901	580	3,434
TAIWAN, PROVINCE OF CHINA	49	39	26	35	22
THAILAND	73,923	72,318	81,898	75,871	44,046
TURKIYE	-	-	131	-	23
UNITED KINGDOM	-	1,964	4,196	3,735	1,332
UNITED STATES	5,391	2,389	4,606	3,172	1,010
VENEZUELA, BOLIVARIAN REPUBLIC OF	20	-	-	-	-
VIET NAM	7,600	9,721	10,402	11,921	8,455
(H) TIUB, PAIP, PROFIL BERLONNGA DAN KELENGKAPAN BESI ATAU KELULI <i>TUBES, PIPES, HOLLOW PROFILES AND FITTINGS OF IRON OR STEEL</i>					
JUMLAH / TOTAL	767,680	571,078	444,304	467,445	655,294
ARGENTINA	639	31	29	91	-
AUSTRALIA	549	89	9	12	74
BRAZIL	33,809	24,193	888	1,572	673
BRUNEI DARUSSALAM	241	543	499	141	60
CANADA	444	436	173	104	14
CHINA	27,910	22,483	35,015	37,343	38,288
E.U ^a	23,447	11,800	3,427	3,984	13,629
ECUADOR	5	-	-	-	-
GEORGIA	-	49	7	-	-
GHANA	-	3	-	-	-
HONG KONG	29	-	2	5	-
INDIA	1,290	1,648	311	262	615
INDONESIA	3,290	596	948	2,773	747
JAPAN	282,650	284,924	144,191	124,579	238,746
KAZAKHSTAN	-	15	-	-	-
KOREA, REPUBLIC OF	7,175	1,469	1,274	6,651	27,713
LAO, PEOPLE'S DEMOCRATIC REPUBLIC	-	5	-	-	-
MALAYSIA, PENINSULAR	233,880	162,601	184,850	242,722	265,890
MALAYSIA, SABAH	-	-	426	-	-

JADUAL 18 (SAMB) : IMPORT BARANGAN UTAMA DAN TERPILIH MENGIKUT NEGARA (RM RIBU), 2019-2023

TABLE 18 (CONT'D) : IMPORTS OF MAJOR AND SELECTED COMMODITIES BY COUNTRY(RM THOUSAND), 2019-2023

NEGARA COUNTRY	2019	2020	2021	2022	2023
MALAYSIA, SARAWAK	28,288	19,801	41,134	11,911	6,816
MEXICO	8	387	13	31	8,063
MYANMAR	-	6	-	-	9
NAMIBIA	21	-	-	-	-
NORWAY	0	698	226	271	218
RUSSIAN FEDERATION	3,226	214	569	-	-
SAUDI ARABIA	-	-	-	25	-
SINGAPORE	23,591	11,461	12,056	10,217	12,443
SOUTH AFRICA	1,396	526	83	39	9
SWITZERLAND	6	-	75	163	11
TAIWAN, PROVINCE OF CHINA	598	16	99	95	62
THAILAND	1,915	1,736	182	320	848
TURKIYE	-	-	5	5	30
UKRAINE	68	5	-	-	83
UNITED ARAB EMIRATES	1,751	230	265	1,764	4,511
UNITED KINGDOM	n.a	2,291	3,242	3,901	6,133
UNITED STATES	91,345	21,908	11,109	15,390	29,238
URUGUAY	-	-	-	57	10
VIET NAM	108	914	3,196	3,018	362
(I) BERAS RICE					
JUMLAH / TOTAL	328,659	477,300	534,350	551,611	641,512
CAMBODIA	7,811	7,525	8,805	10,489	11,175
CANADA	-	-	-	-	162
CHINA	-	1,832	-	-	-
E.U ^a	-	-	3	-	-
INDIA	2,933	88,024	121,423	37,181	10,717
INDONESIA	-	-	833	-	-
JAPAN	183	256	249	139	243
MALAYSIA, PENINSULAR	21,858	26,186	30,841	26,331	19,117
MYANMAR	35,366	22,948	13,521	-	-
PAKISTAN	1,954	755	40,395	50,958	45,111
THAILAND	50,013	261	77,083	2,770	89,597
UNITED STATES	-	-	49	-	-
VIET NAM	208,541	329,512	241,149	423,742	465,391
(J) KERTAS, PAPAN KERTAS DAN BAHAGIAN DARI KERTAS PALPA, DARI KERTAS ATAU DARI PAPAN KERTAS PAPER, PAPERBOARD AND ARTICLES OF PAPER PULP, OF PAPER OR PAPERBOARD					
JUMLAH / TOTAL	497,632	443,737	473,796	614,112	577,211
ANDORRA	-	-	-	-	925
AUSTRALIA	-	-	43	123	19
BRUNEI DARUSSALAM	-	-	-	2	183
CAMBODIA	11	74	-	-	-
CANADA	-	-	-	2	-
CHINA	46,506	46,698	49,170	66,912	50,092
E.U ^a	14,273	8,797	11,578	16,095	8,989
HONG KONG	5	7	2	70	13
INDIA	1,631	1,151	2,327	1,484	1,362
INDONESIA	53,247	40,328	39,539	50,542	46,214
JAPAN	3,513	2,516	5,105	5,035	3,783
KOREA, REPUBLIC OF	3,154	2,418	2,279	3,347	3,483
MALAYSIA, PENINSULAR	332,212	307,346	328,989	423,403	424,959

JADUAL 18 (SAMB) : IMPORT BARANGAN UTAMA DAN TERPILIH MENGIKUT NEGARA (RM RIBU), 2019-2023

TABLE 18 (CONT'D) : IMPORTS OF MAJOR AND SELECTED COMMODITIES BY COUNTRY(RM THOUSAND), 2019-2023

NEGARA COUNTRY	2019	2020	2021	2022	2023
MALAYSIA, SARAWAK	1,628	814	402	257	222
MEXICO	-	-	-	6	-
MYANMAR	-	-	-	10	-
NEPAL	-	-	-	2	-
PHILIPPINES	342	-	101	69	1,152
RUSSIAN FEDERATION	-	108	-	-	-
SINGAPORE	8,064	4,067	2,787	8,490	4,538
SWITZERLAND	-	-	-	6	24
TAIWAN, PROVINCE OF CHINA	705	565	439	1,437	512
THAILAND	16,956	20,552	16,277	17,990	12,896
TURKIYE	-	-	-	-	6
UNITED ARAB EMIRATES	2	-	-	-	-
UNITED KINGDOM	-	75	86	33	38
UNITED STATES	4,070	2,068	2,555	5,030	2,778
VIET NAM	11,313	6,153	12,117	13,766	15,022

^a Bermula 1 Februari 2020, United Kingdom bukan lagi sebahagian daripada Kesatuan Eropah
As of 1 February 2020, the United Kingdom is no longer part of the European Union

**JADUAL 19 : EKSPORT, EKSPORT SEMULA, DAN IMPORT MENGIKUT KUMPULAN, BAHAGIAN DAN SEKSYEN BARANGAN BAGI ASEAN
(RM RIBU), 2022-2023**

TABLE 19 : EXPORTS, RE-EXPORTS, AND IMPORTS BY COMMODITY GROUPS, DIVISIONS, AND SECTIONS FOR ASEAN
(RM THOUSAND), 2022-2023

GROUP/ DIV/ SECT	ASEAN	2022			2023		
		EKSPORT EXPORTS	EKSPORT SEMULA RE-EXPORTS	IMPORT IMPORTS	EKSPORT EXPORTS	EKSPORT SEMULA RE-EXPORTS	IMPORT IMPORTS
JUMLAH/TOTAL		40,426,795	2,486,007	29,383,490	32,131,970	2,933,835	30,533,416
GRP 001	LIVE ANIMALS OTHER THAN ANIMALS OF DIVISION 03	1,972	233	9,930	1,965	849	11,405
GRP 011	MEAT OF BOVINE ANIMALS, FRESH, CHILLED OR FROZEN	190	185	3,486	89	383	3,608
GRP 012	OTHER MEAT AND EDIBLE MEAT OFFAL, FRESH, CHILLED OR FROZEN (EXCEPT MEAT AND MEAT OFFAL UNFIT OR UNSUITABLE FOR HUMAN CONSUMPTION)	845	523	46,932	403	389	271,900
GRP 016	MEAT AND EDIBLE MEAT OFFAL, SALTED, IN BRINE, DRIED OR SMOKED; EDIBLE FLOURS AND MEALS OF MEAT OR MEAT OFFAL	-	-	68	59	5	467
GRP 017	MEAT AND EDIBLE MEAT OFFAL, PREPARED OR PRESERVED, N.E.S.	2,219	1,968	240,063	437	2,906	233,323
GRP 022	MILK AND CREAM AND MILK PRODUCTS OTHER THAN BUTTER OR CHEESE	7,084	1,577	257,644	3,735	627	278,986
GRP 023	BUTTER AND OTHER FATS AND OILS DERIVED FROM MILK	288	286	7,109	-	150	11,569
GRP 024	CHEESE AND CURD	955	955	5,545	18	756	7,907
GRP 025	EGGS, BIRDS', AND EGG YOLKS, FRESH, DRIED OR OTHERWISE PRESERVED, SWEETENED OR NOT; EGG ALBUMIN	787	-	3,204	1,011	-	1,319
GRP 034	FISH, FRESH (LIVE OR DEAD), CHILLED OR FROZEN	64,023	6	29,288	64,310	2,045	22,745
GRP 035	FISH, DRIED, SALTED OR IN BRINE; SMOKED FISH (WHETHER OR NOT COOKED BEFORE OR DURING THE SMOKING PROCESS); FLOURS, MEALS AND PELLETS OF FISH, FIT FOR HUMAN CONSUMPTION	8,320	-	1,428	7,151	5	3,320
GRP 036	CRUSTACEANS, MOLLUSCS AND AQUATIC INVERTEBRATES, WHETHER IN SHELL OR NOT, FRESH (LIVE OR DEAD), CHILLED, FROZEN, DRIED, SALTED OR IN BRINE; CRUSTACEANS, IN SHELL, COOKED BY STEAMING OR BOILING IN WATER, WHETHER OR NOT CHILLED, FROZEN, DRIED, SALTED OR IN	131,684	16	18,614	128,583	558	17,944
GRP 037	FISH, CRUSTACEANS, MOLLUSCS AND OTHER AQUATIC INVERTEBRATES, PREPARED OR PRESERVED, N.E.S.	12,612	2,731	87,612	4,958	7,744	78,692
GRP 041	WHEAT (INCLUDING SPELT) AND MESLIN, UNMILLED	-	-	7,897	-	-	5,995
GRP 042	RICE	21	11	463,333	2	13	585,280
GRP 043	BARLEY, UNMILLED	-	-	18	-	-	6
GRP 044	MAIZE (NOT INCLUDING SWEET CORN), UNMILLED	985	985	14,070	-	12	10,023
GRP 045	CEREALS, UNMILLED (OTHER THAN WHEAT, RICE, BARLEY AND MAIZE)	-	-	10	-	-	11
GRP 046	MEAL AND FLOUR OF WHEAT AND FLOUR OF MESLIN	23,217	414	17,325	23,448	5	16,530
GRP 047	OTHER CEREAL MEALS AND FLOURS	184	184	17,863	-	190	17,157
GRP 048	CEREAL PREPARATIONS AND PREPARATIONS OF FLOUR OR STARCH OF FRUITS OR VEGETABLES	43,618	17,563	606,623	29,242	19,202	619,436
GRP 054	VEGETABLES, FRESH, CHILLED, FROZEN OR SIMPLY PRESERVED (INCLUDING DRIED LEGUMINOUS VEGETABLES); ROOTS, TUBERS AND OTHER EDIBLE VEGETABLE PRODUCTS, N.E.S., FRESH OR DRIED	6,788	3,570	31,457	3,901	3,877	26,142
GRP 056	VEGETABLES, ROOTS AND TUBERS, PREPARED OR PRESERVED, N.E.S.	994	627	40,683	714	1,078	46,344
GRP 057	FRUIT AND NUTS (NOT INCLUDING OIL NUTS), FRESH OR DRIED	38,196	1,969	25,301	31,017	1,527	37,659
GRP 058	FRUIT, PRESERVED, AND FRUIT PREPARATIONS (EXCLUDING FRUIT JUICES)	324	166	59,363	480	133	58,818
GRP 059	FRUIT JUICES (INCLUDING GRAPE MUST) AND VEGETABLE JUICES, UNFERMENTED AND NOT CONTAINING ADDED SPIRIT, WHETHER OR NOT CONTAINING ADDED SUGAR OR OTHER SWEETENING MATTER	72	72	46,040	7	62	44,062

**JADUAL 19 (SAMB) : EKSPORT, EKSPORT SEMULA, DAN IMPORT MENGIKUT KUMPULAN, BAHAGIAN DAN SEKSYEN BARANGAN BAGI ASEAN
(RM RIBU), 2022-2023**

TABLE 19 (CONT'D) : EXPORTS, RE-EXPORTS, AND IMPORTS BY COMMODITY GROUPS, DIVISIONS, AND SECTIONS FOR ASEAN
(RM THOUSAND), 2022-2023

GROUP/ DIV/ SECT	ASEAN	2022			2023		
		EKSPORT EXPORTS	EKSPORT SEMULA RE-EXPORTS	IMPORT IMPORTS	EKSPORT EXPORTS	EKSPORT SEMULA RE-EXPORTS	IMPORT IMPORTS
JUMLAH/TOTAL		40,426,795	2,486,007	29,383,490	32,131,970	2,933,835	30,533,416
GRP 061	SUGARS, MOLASSES AND HONEY	63	55	170,995	-	3,889	186,649
GRP 062	SUGAR CONFECTIONERY	950	950	77,208	-	590	85,057
GRP 071	COFFEE AND COFFEE SUBSTITUTES	7,037	5,522	206,609	1,519	6,375	219,950
GRP 072	COCOA	2,673	42	12,566	2,491	-	16,270
GRP 073	CHOCOLATE AND OTHER FOOD PREPARATIONS CONTAINING COCOA, N.E.S.	2,298	2,298	107,137	233	2,654	102,815
GRP 074	TEA AND MATÉ	1,968	1,590	46,752	408	2,328	43,870
GRP 075	SPICES	2,162	1,483	43,336	1,110	1,017	43,175
GRP 081	FEEDING STUFF FOR ANIMALS (NOT INCLUDING UNMILLED CEREALS)	55,934	4,848	306,593	49,382	1,311	248,964
GRP 091	MARGARINE AND SHORTENING	7	7	27,684	-	169	24,394
GRP 098	EDIBLE PRODUCTS AND PREPARATIONS, N.E.S.	78,216	53,062	1,266,937	29,228	51,925	1,252,449
GRP 111	NON-ALCOHOLIC BEVERAGES, N.E.S.	3,728	2,592	558,805	1,300	559	542,844
GRP 112	ALCOHOLIC BEVERAGES	4,923	4,923	384,287	-	6,614	352,050
GRP 121	TOBACCO, UNMANUFACTURED; TOBACCO REFUSE	-	-	29	-	-	-
GRP 122	TOBACCO, MANUFACTURED (WHETHER OR NOT CONTAINING TOBACCO SUBSTITUTES)	269	269	133,772	-	-	139,959
GRP 211	HIDES AND SKINS (EXCEPT FURSKINS), RAW	1,607	34	89	2,629	133	13
GRP 212	FURSKINS, RAW (INCLUDING HEADS, TAILS, PAWS AND OTHER PIECES OR CUTTINGS, SUITABLE FOR FURRIERS' USE), OTHER THAN HIDES AND SKINS OF GROUP 211	-	-	-	-	-	2
GRP 222	OIL-SEEDS AND OLEAGINOUS FRUITS OF A KIND USED FOR THE EXTRACTION OF "SOFT" FIXED VEGETABLE OILS (EXCLUDING FLOURS AND MEALS)	459	409	5,307	168	199	15,409
GRP 223	OIL-SEEDS AND OLEAGINOUS FRUITS, WHOLE OR BROKEN, OF A KIND USED FOR THE EXTRACTION OF OTHER FIXED VEGETABLE OILS (INCLUDING FLOURS AND MEALS OF OIL- SEEDS OR OLEAGINOUS FRUIT, N.E.S.)	8,171	1,003	24,260	7,179	49	29,461
GRP 231	NATURAL RUBBER, BALATA, GUTTA-PERCHA, GUAYULE, CHICLE AND SIMILAR NATURAL GUMS, IN PRIMARY FORMS (INCLUDING LATEX) OR IN PLATES, SHEETS OR STRIP	14,579	-	395	15,793	-	*
GRP 232	SYNTHETIC RUBBER; RECLAIMED RUBBER; WASTE, PARINGS AND SCRAP OF UNHARDENED RUBBER	359	141	931	253	413	1,263
GRP 244	CORK, NATURAL, RAW AND WASTE (INCLUDING NATURAL CORK IN BLOCKS OR SHEETS)	-	-	-	-	-	-
GRP 245	FUEL WOOD (EXCLUDING WOOD WASTE) AND WOOD CHARCOAL	428	78	1,593	-	30	1,699
GRP 246	WOOD IN CHIPS OR PARTICLES AND WOOD WASTE	18,632	-	1,343	11,907	16	790
GRP 247	WOOD IN THE ROUGH, WHETHER OR NOT STRIPPED OF BARK OR SAPWOOD, OR ROUGHLY SQUARED	7,606	-	5	15,210	-	-
GRP 248	WOOD, SIMPLY WORKED, AND RAILWAY SLEEPERS OF WOOD	25,780	137	8,780	32,229	135	6,899
GRP 251	PULP AND WASTE PAPER	13,085	-	111	6,651	128	949
GRP 263	COTTON	-	-	309	-	-	241
GRP 264	JUTE AND OTHER TEXTILE BAST FIBRES, N.E.S., RAW OR PROCESSED BUT NOT SPUN; TOW AND WASTE OF THESE FIBRES (INCLUDING YARN WASTE AND GARNETTED STOCK)	-	-	-	-	-	7
GRP 265	VEGETABLE TEXTILE FIBRES (OTHER THAN COTTON AND JUTE), RAW OR PROCESSED BUT NOT SPUN; WASTE OF THESE FIBRES	-	-	274	-	-	97

JADUAL 19 (SAMB) : EKSPORT, EKSPORT SEMULA, DAN IMPORT MENGIKUT KUMPULAN, BAHAGIAN DAN SEKSYEN BARANGAN BAGI ASEAN (RM RIBU), 2022-2023

TABLE 19 (CONT'D) : EXPORTS, RE-EXPORTS, AND IMPORTS BY COMMODITY GROUPS, DIVISIONS, AND SECTIONS FOR ASEAN (RM THOUSAND), 2022-2023

GROUP/ DIV/ SECT	ASEAN	2022			2023		
		EKSPORT EXPORTS	EKSPORT SEMULA RE-EXPORTS	IMPORT IMPORTS	EKSPORT EXPORTS	EKSPORT SEMULA RE-EXPORTS	IMPORT IMPORTS
JUMLAH/TOTAL		40,426,795	2,486,007	29,383,490	32,131,970	2,933,835	30,533,416
GRP 266	SYNTHETIC FIBRES SUITABLE FOR SPINNING	8	8	1,142	-	16	1,020
GRP 267	OTHER MAN-MADE FIBRES SUITABLE FOR SPINNING; WASTE OF MAN-MADE FIBRES	-	-	6	-	-	-
GRP 268	WOOL AND OTHER ANIMAL HAIR (INCLUDING WOOL TOPS)	-	-	-	-	-	2
GRP 269	WORN CLOTHING AND OTHER WORN TEXTILE ARTICLES; RAGS	15,466	15,464	27,203	3	12,030	26,464
GRP 272	FERTILIZERS, CRUDE, OTHER THAN THOSE OF DIVISION 56	3,490	36	4,011	287	36	1,850
GRP 273	STONE, SAND AND GRAVEL	14,984	426	12,108	20,052	247	13,922
GRP 274	SULPHUR AND UNROASTED IRON PYRITES	-	-	-	-	-	5
GRP 277	NATURAL ABRASIVES, N.E.S. (INCLUDING INDUSTRIAL DIAMONDS)	68,981	486	555	685	987	678
GRP 278	OTHER CRUDE MINERALS	25,272	22,873	88,187	129,685	29,119	32,721
GRP 281	IRON ORE AND CONCENTRATES	-	-	315	-	-	-
GRP 282	FERROUS WASTE AND SCRAP; REMELTING SCRAP INGOTS OF IRON OR STEEL	216,241	1,414	360	173,333	1,781	644
GRP 283	COPPER ORES AND CONCENTRATES; COPPER MATTES; CEMENT COPPER	-	-	4	-	38	-
GRP 285	ALUMINIUM ORES AND CONCENTRATES (INCLUDING ALUMINA)	4	4	429	-	2	-
GRP 287	ORES AND CONCENTRATES OF BASE METALS, N.E.S.	*	*	-	-	-	-
GRP 288	NON-FERROUS BASE METAL WASTE AND SCRAP, N.E.S.	109,245	1,127	32	143,374	717	41,820
GRP 289	ORES AND CONCENTRATES OF PRECIOUS METALS; WASTE, SCRAP AND SWEEPINGS OF PRECIOUS METALS (OTHER THAN OF GOLD)	93	93	-	20	175	-
GRP 291	CRUDE ANIMAL MATERIALS, N.E.S.	30	-	306	48	-	398
GRP 292	CRUDE VEGETABLE MATERIALS, N.E.S.	501	323	18,872	6	443	23,868
GRP 321	COAL, WHETHER OR NOT PULVERIZED, BUT NOT AGGLOMERATED	-	-	-	-	-	59
GRP 322	BRIQUETTES, LIGNITE AND PEAT	303	303	543	-	84	977
GRP 333	PETROLEUM OILS AND OILS OBTAINED FROM BITUMINOUS MINERALS, CRUDE	27,235,301	-	14	22,825,777	4	24
GRP 334	PETROLEUM OILS AND OILS OBTAINED FROM BITUMINOUS MINERALS (OTHER THAN CRUDE); PREPARATIONS, N.E.S., CONTAINING BY WEIGHT 70% OR MORE OF PETROLEUM OILS OR OF OILS OBTAINED FROM BITUMINOUS MINERALS, THESE OILS BEING THE BASIC CONSTITUENTS OF THE PREPARATION	40,981	36,216	4,567,832	8,884	56,111	4,663,038
GRP 335	RESIDUAL PETROLEUM PRODUCTS, N.E.S., AND RELATED MATERIALS	1,367	1,355	31,701	5	260	96,794
GRP 342	LIQUEFIED PROPANE AND BUTANE	128	128	373,133	56	281	403,668
GRP 343	NATURAL GAS, WHETHER OR NOT LIQUEFIED	962,164	6	-	949,031	-	2,088
GRP 344	PETROLEUM GASES AND OTHER GASEOUS HYDROCARBONS, N.E.S.	15	15	283	-	217	7,519
GRP 411	ANIMAL OILS AND FATS	-	-	15	266	162	26
GRP 421	FIXED VEGETABLE FATS AND OILS, "SOFT", CRUDE, REFINED OR FRACTIONATED	17	14	9,769	-	5	6,570
GRP 422	FIXED VEGETABLE FATS AND OILS, CRUDE, REFINED OR FRACTIONATED, OTHER THAN "SOFT"	5,501,069	*	368,964	4,086,320	18	150,749
GRP 431	ANIMAL OR VEGETABLE FATS AND OILS, PROCESSED; WAXES; INEDIBLE MIXTURES OR PREPARATIONS OF ANIMAL OR VEGETABLE FATS OR OILS, N.E.S.	250,464	1,446	29,132	163,831	1,068	57,431
GRP 511	HYDROCARBONS, N.E.S., AND THEIR HALOGENATED, SULPHONATED, NITRATED OR NITROSATED DERIVATIVES	595	539	7,292	100	978	8,690

**JADUAL 19 (SAMB) : EKSPORT, EKSPORT SEMULA, DAN IMPORT MENGIKUT KUMPULAN, BAHAGIAN DAN SEKSYEN BARANGAN BAGI ASEAN
(RM RIBU), 2022-2023**

TABLE 19 (CONT'D) : EXPORTS, RE-EXPORTS, AND IMPORTS BY COMMODITY GROUPS, DIVISIONS, AND SECTIONS FOR ASEAN
(RM THOUSAND), 2022-2023

GROUP/ DIV/ SECT	ASEAN	2022			2023		
		EKSPORT EXPORTS	EKSPORT SEMULA RE-EXPORTS	IMPORT IMPORTS	EKSPORT EXPORTS	EKSPORT SEMULA RE-EXPORTS	IMPORT IMPORTS
JUMLAH/TOTAL		40,426,795	2,486,007	29,383,490	32,131,970	2,933,835	30,533,416
GRP 512	ALCOHOLS, PHENOLS, PHENOL-ALCOHOLS, AND THEIR HALOGENATED, SULPHONATED, NITRATED OR NITROSATED DERIVATIVES	1,959,719	9,338	88,925	1,600,411	3,172	59,153
GRP 513	CARBOXYLIC ACIDS AND THEIR ANHYDRIDES, HALIDES, PEROXIDES AND PEROXYACIDS; THEIR HALOGENATED, SULPHONATED, NITRATED OR NITROSATED DERIVATIVES	896	863	9,154	19	1,077	4,291
GRP 514	NITROGEN-FUNCTION COMPOUNDS	1,732	1,732	35,497	-	97	33,235
GRP 515	ORGANO-INORGANIC COMPOUNDS, HETEROCYCLIC COMPOUNDS, NUCLEIC ACIDS AND THEIR SALTS, AND SULPHONAMIDES	1,485	1,485	5,442	-	864	3,855
GRP 516	OTHER ORGANIC CHEMICALS	549	549	3,844	-	2,745	7,090
GRP 522	INORGANIC CHEMICAL ELEMENTS, OXIDES AND HALOGEN SALTS	33,726	7,108	45,137	59,887	6,774	39,867
GRP 523	SALTS AND PEROXYSALTS, OF INORGANIC ACIDS AND METALS	18,878	18,805	80,936	8,950	22,161	68,529
GRP 524	OTHER INORGANIC CHEMICALS; ORGANIC AND INORGANIC COMPOUNDS OF PRECIOUS METALS	268	268	4,027	-	634	3,261
GRP 525	RADIOACTIVE AND ASSOCIATED MATERIALS	1,966	1,960	2,496	-	8,878	1,625
GRP 531	SYNTHETIC ORGANIC COLOURING MATTER AND COLOUR LAKES, AND PREPARATIONS BASED THEREON	95	95	3,058	176	346	3,999
GRP 532	DYEING AND TANNING EXTRACTS, AND SYNTHETIC TANNING MATERIALS	122	122	2,322	-	52	805
GRP 533	PIGMENTS, PAINTS, VARNISHES AND RELATED MATERIALS	5,144	5,108	173,847	1,108	9,715	182,847
GRP 541	MEDICINAL AND PHARMACEUTICAL PRODUCTS, OTHER THAN MEDICAMENTS OF GROUP 542	14,157	14,122	145,258	21	2,217	123,217
GRP 542	MEDICAMENTS (INCLUDING VETERINARY MEDICAMENTS)	14,595	14,559	472,212	7	29,511	467,734
GRP 551	ESSENTIAL OILS, PERFUME AND FLAVOUR MATERIALS	96	96	15,122	-	3,190	14,867
GRP 553	PERFUMERY, COSMETIC OR TOILET PREPARATIONS (EXCLUDING SOAPS)	18,942	18,942	588,954	965	15,482	683,194
GRP 554	SOAP, CLEANSING AND POLISHING PREPARATIONS	4,145	4,145	305,735	539	6,090	298,619
GRP 562	FERTILIZERS (OTHER THAN THOSE OF GROUP 272)	603,027	39,050	267,255	658,793	35,221	205,821
GRP 571	POLYMERS OF ETHYLENE, IN PRIMARY FORMS	1,796	1,549	65,071	-	45	64,812
GRP 572	POLYMERS OF STYRENE, IN PRIMARY FORMS	1,318	1,015	3,696	375	61	2,001
GRP 573	POLYMERS OF VINYL CHLORIDE OR OF OTHER HALOGENATED OLEFINS, IN PRIMARY FORMS	30	-	5,809	-	3	3,050
GRP 574	POLYACETALS, OTHER POLYETHERS AND EPOXIDE RESINS, IN PRIMARY FORMS; POLYCARBONATES, ALKYD RESINS, POLYALLYL ESTERS AND OTHER POLYESTERS, IN PRIMARY FORMS	797	410	40,612	390	684	29,394
GRP 575	OTHER PLASTICS, IN PRIMARY FORMS	39,664	9,160	55,591	24,310	9,238	52,032
GRP 579	WASTE, PARINGS AND SCRAP, OF PLASTICS	3,553	-	1,383	3,830	-	1,046
GRP 581	TUBES, PIPES AND HOSES, AND FITTINGS THEREFOR, OF PLASTICS	4,422	2,525	82,665	1,232	2,061	66,086
GRP 582	PLATES, SHEETS, FILM, FOIL AND STRIP, OF PLASTICS	2,542	2,266	62,204	43	1,725	64,004
GRP 583	MONOFILAMENT OF WHICH ANY CROSS- SECTIONAL DIMENSION EXCEEDS 1 MM, RODS, STICKS AND PROFILE SHAPES, WHETHER OR NOT SURFACE-WORKED BUT NOT OTHERWISE WORKED, OF PLASTICS	132	132	507	-	155	1,133

**JADUAL 19 (SAMB) : EKSPORT, EKSPORT SEMULA, DAN IMPORT MENGIKUT KUMPULAN, BAHAGIAN DAN SEKSYEN BARANGAN BAGI ASEAN
(RM RIBU), 2022-2023**

TABLE 19 (CONT'D) : EXPORTS, RE-EXPORTS, AND IMPORTS BY COMMODITY GROUPS, DIVISIONS, AND SECTIONS FOR ASEAN
(RM THOUSAND), 2022-2023

GROUP/ DIV/ SECT	ASEAN	2022			2023		
		EKSPORT EXPORTS	EKSPORT SEMULA RE-EXPORTS	IMPORT IMPORTS	EKSPORT EXPORTS	EKSPORT SEMULA RE-EXPORTS	IMPORT IMPORTS
JUMLAH/TOTAL		40,426,795	2,486,007	29,383,490	32,131,970	2,933,835	30,533,416
GRP 591	INSECTICIDES, RODENTICIDES, FUNGICIDES, HERBICIDES, ANTI-SPROUTING PRODUCTS AND PLANT-GROWTH REGULATORS, DISINFECTANTS AND SIMILAR PRODUCTS, PUT UP IN FORMS OR PACKINGS FOR RETAIL SALE OR AS PREPARATIONS OR ARTICLES (E.G., SULPHUR-TREATED BANDS, WICKS AND CANDLES, AND FLY-PAPERS)	1,907	1,776	250,181	82	2,991	221,675
GRP 592	STARCHES, INULIN AND WHEAT GLUTEN; ALBUMINOIDAL SUBSTANCES; GLUES	2,570	2,352	34,041	579	2,595	23,604
GRP 593	EXPLOSIVES AND PYROTECHNIC PRODUCTS	5,093	5,083	2,231	91	4,941	2,323
GRP 597	PREPARED ADDITIVES FOR MINERAL OILS AND THE LIKE; PREPARED LIQUIDS FOR HYDRAULIC TRANSMISSION; ANTI-FREEZING PREPARATIONS AND PREPARED DE-ICING FLUIDS; LUBRICATING PREPARATIONS	19,373	19,357	39,710	2,478	17,348	47,061
GRP 598	MISCELLANEOUS CHEMICAL PRODUCTS, N.E.S.	63,386	61,957	124,238	17,744	145,776	124,344
GRP 599	RESIDUAL PRODUCTS OF THE CHEMICAL OR ALLIED INDUSTRIES, N.E.S.; MUNICIPAL WASTE; SEWAGE SLUDGE; OTHER WASTES	11,083	97	3,257	8,289	941	7,150
GRP 611	LEATHER	-	-	14	-	-	6
GRP 612	MANUFACTURES OF LEATHER OR OF COMPOSITION LEATHER, N.E.S.; SADDLERY AND HARNESS	15	15	2,113	-	30	498
GRP 621	MATERIALS OF RUBBER (E.G., PASTES, PLATES, SHEETS, RODS, THREAD, TUBES, OF RUBBER)	14,186	14,047	18,760	82	16,342	15,063
GRP 625	RUBBER TYRES, INTERCHANGEABLE TYRE TREADS, TYRE FLAPS AND INNER TUBES FOR WHEELS OF ALL KINDS	2,178	2,150	239,712	30	1,514	207,737
GRP 629	ARTICLES OF RUBBER, N.E.S.	11,191	11,000	30,505	198	6,856	30,139
GRP 633	CORK MANUFACTURES	-	-	133	-	-	12
GRP 634	VENEERS, PLYWOOD, PARTICLE BOARD, AND OTHER WOOD, WORKED, N.E.S.	103,509	666	84,239	99,307	288	72,677
GRP 635	WOOD MANUFACTURES, N.E.S.	1,529	696	14,757	783	883	13,985
GRP 641	PAPER AND PAPERBOARD	11,023	468	108,339	10,930	896	88,444
GRP 642	PAPER AND PAPERBOARD, CUT TO SIZE OR SHAPE, AND ARTICLES OF PAPER OR PAPERBOARD	2,361	1,155	406,190	1,117	1,254	416,742
GRP 651	TEXTILE YARN	-	-	5,502	-	-	4,746
GRP 652	COTTON FABRICS, WOVEN (NOT INCLUDING NARROW OR SPECIAL FABRICS)	10	10	7,794	938	24	15,587
GRP 653	FABRICS, WOVEN, OF MAN-MADE TEXTILE MATERIALS (NOT INCLUDING NARROW OR SPECIAL FABRICS)	130	130	28,542	43	-	19,543
GRP 654	OTHER TEXTILE FABRICS, WOVEN	4	4	1,743	-	15	1,782
GRP 655	KNITTED OR CROCHETED FABRICS (INCLUDING TUBULAR KNIT FABRICS, N.E.S., PILE FABRICS AND OPENWORK FABRICS), N.E.S.	3	3	850	-	-	203
GRP 656	TULLES, LACE, EMBROIDERY, RIBBONS, TRIMMINGS AND OTHER SMALLWARES	11	11	3,478	2	18	3,035
GRP 657	SPECIAL YARNS, SPECIAL TEXTILE FABRICS AND RELATED PRODUCTS	2,642	2,615	55,041	245	1,720	47,646
GRP 658	MADE-UP ARTICLES, WHOLLY OR CHIEFLY OF TEXTILE MATERIALS, N.E.S.	2,054	1,999	65,383	41	2,637	67,588
GRP 659	FLOOR COVERINGS, ETC.	11	11	10,772	2	42	12,332
GRP 661	LIME, CEMENT, AND FABRICATED CONSTRUCTION MATERIALS (EXCEPT GLASS AND CLAY MATERIALS)	9,961	9,949	454,706	8,999	15,533	482,182
GRP 662	CLAY CONSTRUCTION MATERIALS AND REFRACTORY CONSTRUCTION MATERIALS	164	104	97,213	957	18	68,943
GRP 663	MINERAL MANUFACTURES, N.E.S.	3,587	3,206	96,732	2,052	3,783	68,134

**JADUAL 19 (SAMB) : EKSPORT, EKSPORT SEMULA, DAN IMPORT MENGIKUT KUMPULAN, BAHAGIAN DAN SEKSYEN BARANGAN BAGI ASEAN
(RM RIBU), 2022-2023**

TABLE 19 (CONT'D) : EXPORTS, RE-EXPORTS, AND IMPORTS BY COMMODITY GROUPS, DIVISIONS, AND SECTIONS FOR ASEAN
(RM THOUSAND), 2022-2023

GROUP/ DIV/ SECT	ASEAN	2022			2023		
		EKSPORT	EKSPORT SEMULA	IMPORT	EKSPORT	EKSPORT SEMULA	IMPORT
		EXPORTS	RE-EXPORTS	IMPORTS	EXPORTS	RE-EXPORTS	IMPORTS
JUMLAH/TOTAL		40,426,795	2,486,007	29,383,490	32,131,970	2,933,835	30,533,416
GRP 664	GLASS	3,653	2,093	33,231	2,908	474	29,898
GRP 665	GLASSWARE	725	725	7,424	8	717	6,511
GRP 666	POTTERY	75	75	7,131	-	124	15,400
GRP 667	PEARLS AND PRECIOUS OR SEMIPRECIOUS STONES, UNWORKED OR WORKED	-	-	44	-	-	57
GRP 671	PIG-IRON, SPIEGELEISEN, SPONGE IRON, IRON OR STEEL GRANULES AND POWDERS AND FERRO-ALLOYS	323,841	242	785	427,879	3	680
GRP 672	INGOTS AND OTHER PRIMARY FORMS, OF IRON OR STEEL; SEMI-FINISHED PRODUCTS OF IRON OR STEEL	-	-	36,926	-	-	2,679
GRP 673	FLAT-ROLLED PRODUCTS OF IRON OR NON- ALLOY STEEL, NOT CLAD, PLATED OR COATED	376	372	66,685	4,676	1,446	120,174
GRP 674	FLAT-ROLLED PRODUCTS OF IRON OR NON- ALLOY STEEL, CLAD, PLATED OR COATED	39,530	31,619	181,952	-	52,928	143,438
GRP 675	FLAT-ROLLED PRODUCTS OF ALLOY STEEL	1,338	1,282	30,660	34	1,705	14,886
GRP 676	IRON AND STEEL BARS, RODS, ANGLES, SHAPES AND SECTIONS (INCLUDING SHEET PILING)	6,248	6,044	404,751	1,320	12,541	424,714
GRP 677	RAILS OR RAILWAY TRACK CONSTRUCTION MATERIAL, OF IRON OR STEEL	81	81	464	-	2	483
GRP 678	WIRE OF IRON OR STEEL	439	439	17,419	4	529	14,075
GRP 679	TUBES, PIPES AND HOLLOW PROFILES, AND TUBE OR PIPE FITTINGS, OF IRON OR STEEL	175,116	147,203	271,102	77,093	214,644	287,174
GRP 681	SILVER, PLATINUM AND OTHER METALS OF THE PLATINUM GROUP	-	-	6,027	-	445	2,170
GRP 682	COPPER	381	381	4,275	269	901	6,669
GRP 683	NICKEL	49	49	1,860	-	189	606
GRP 684	ALUMINIUM	1,046	975	27,128	214	1,445	30,863
GRP 685	LEAD	10	10	59	7	7	56
GRP 686	ZINC	114	114	1,886	-	104	659
GRP 687	TIN	-	-	-	-	-	21
GRP 689	MISCELLANEOUS NON-FERROUS BASE METALS EMPLOYED IN METALLURGY, AND CERMETS	-	-	-	-	-	-
GRP 691	STRUCTURES AND PARTS OF STRUCTURES, N.E.S., OF IRON, STEEL OR ALUMINIUM	23,710	23,683	234,507	-	18,427	180,014
GRP 692	METAL CONTAINERS FOR STORAGE OR TRANSPORT	1,903	1,883	30,657	-	8,717	31,315
GRP 693	WIRE PRODUCTS (EXCLUDING INSULATED ELECTRICAL WIRING) AND FENCING GRILLS	4,786	4,506	52,563	206	10,625	46,375
GRP 694	NAILS, SCREWS, NUTS, BOLTS, RIVETS AND THE LIKE, OF IRON, STEEL, COPPER OR ALUMINIUM	6,828	6,717	42,126	31	7,067	44,218
GRP 695	TOOLS FOR USE IN THE HAND OR IN MACHINES	123,794	123,605	159,479	412	154,847	144,343
GRP 696	CUTLERY	104	104	10,663	-	43	5,040
GRP 697	HOUSEHOLD EQUIPMENT OF BASE METAL, N.E.S.	1,513	1,513	153,949	24	2,263	160,390
GRP 699	MANUFACTURES OF BASE METAL, N.E.S.	43,854	43,838	241,628	128	38,128	216,428
GRP 711	STEAM OR OTHER VAPOUR-GENERATING BOILERS, SUPERHEATED WATER BOILERS, AND AUXILIARY PLANT FOR USE THEREWITH; PARTS THEREOF	433	433	32,246	-	3,821	36,161
GRP 712	STEAM TURBINES AND OTHER VAPOUR TURBINES AND PARTS THEREOF, N.E.S.	304	304	2,214	-	11	6,747
GRP 713	INTERNAL COMBUSTION PISTON ENGINES AND PARTS THEREOF, N.E.S.	21,444	21,444	61,225	932	22,601	49,502

**JADUAL 19 (SAMB) : EKSPORT, EKSPORT SEMULA, DAN IMPORT MENGIKUT KUMPULAN, BAHAGIAN DAN SEKSYEN BARANGAN BAGI ASEAN
(RM RIBU), 2022-2023**

TABLE 19 (CONT'D) : EXPORTS, RE-EXPORTS, AND IMPORTS BY COMMODITY GROUPS, DIVISIONS, AND SECTIONS FOR ASEAN
(RM THOUSAND), 2022-2023

GROUP/ DIV/ SECT	ASEAN	2022			2023		
		EKSPORT EXPORTS	EKSPORT SEMULA RE-EXPORTS	IMPORT IMPORTS	EKSPORT EXPORTS	EKSPORT SEMULA RE-EXPORTS	IMPORT IMPORTS
JUMLAH/TOTAL		40,426,795	2,486,007	29,383,490	32,131,970	2,933,835	30,533,416
GRP 714	ENGINES AND MOTORS, NON-ELECTRIC (OTHER THAN THOSE OF GROUPS 712, 713 AND 718); PARTS, N.E.S., OF THESE ENGINES AND MOTORS	11,263	11,263	10,886	417	13,486	23,186
GRP 716	ROTATING ELECTRIC PLANT AND PARTS THEREOF, N.E.S.	24,024	24,019	43,486	1,442	25,738	56,619
GRP 718	POWER-GENERATING MACHINERY AND PARTS THEREOF, N.E.S.	9,235	9,235	6,262	414	17,500	19,850
GRP 721	AGRICULTURAL MACHINERY (EXCLUDING TRACTORS) AND PARTS THEREOF	584	584	26,320	-	920	30,852
GRP 722	TRACTORS (OTHER THAN THOSE OF HEADINGS 744.14 AND 744.15)	1,088	1,088	27,332	-	2,264	26,960
GRP 723	CIVIL ENGINEERING AND CONTRACTORS' PLANT AND EQUIPMENT; PARTS THEREOF	297,410	297,228	377,294	3,095	365,927	444,810
GRP 724	TEXTILE AND LEATHER MACHINERY AND PARTS THEREOF, N.E.S.	323	323	41,975	-	611	42,580
GRP 725	PAPER MILL AND PULP MILL MACHINERY, PAPER-CUTTING MACHINES AND OTHER MACHINERY FOR THE MANUFACTURE OF PAPER ARTICLES; PARTS THEREOF	98	98	604	-	36	899
GRP 726	PRINTING AND BOOKBINDING MACHINERY AND PARTS THEREOF	97	97	6,523	-	175	14,254
GRP 727	FOOD-PROCESSING MACHINES (EXCLUDING DOMESTIC); PARTS THEREOF	410	410	25,765	8	2,744	59,144
GRP 728	OTHER MACHINERY AND EQUIPMENT SPECIALIZED FOR PARTICULAR INDUSTRIES; PARTS THEREOF, N.E.S.	89,623	89,623	163,872	1,360	82,014	177,239
GRP 731	MACHINE TOOLS WORKING BY REMOVING METAL OR OTHER MATERIAL	4,617	4,617	4,604	11	3,442	4,742
GRP 733	MACHINE TOOLS FOR WORKING METAL, SINTERED METAL CARBIDES OR CERMETS, WITHOUT REMOVING MATERIAL	1,336	1,336	3,739	32	977	2,483
GRP 735	PARTS, N.E.S., AND ACCESSORIES SUITABLE FOR USE SOLELY OR PRINCIPALLY WITH THE MACHINES FALLING WITHIN GROUPS 731 AND 733 (INCLUDING WORK OR TOOL HOLDERS, SELF-OPENING DIE-HEADS, DIVIDING HEADS AND OTHER SPECIAL ATTACHMENTS FOR MACHINE TOOLS); TOOL HOLDER	2,190	2,190	31,077	7	5,127	57,725
GRP 737	METALWORKING MACHINERY (OTHER THAN MACHINE TOOLS) AND PARTS THEREOF, N.E.S.	14,614	14,614	10,730	5,030	13,713	9,735
GRP 741	HEATING AND COOLING EQUIPMENT AND PARTS THEREOF, N.E.S.	15,112	15,112	274,326	966	19,888	311,080
GRP 742	PUMPS FOR LIQUIDS, WHETHER OR NOT FITTED WITH A MEASURING DEVICE; LIQUID ELEVATORS; PARTS FOR SUCH PUMPS AND LIQUID ELEVATORS	36,207	36,204	52,887	1,933	51,185	69,176
GRP 743	PUMPS (OTHER THAN PUMPS FOR LIQUIDS), AIR OR OTHER GAS COMPRESSORS AND FANS; VENTILATING OR RECYCLING HOODS INCORPORATING A FAN, WHETHER OR NOT FITTED WITH FILTERS; CENTRIFUGES; FILTERING OR PURIFYING APPARATUS; PARTS THEREOF	59,960	59,685	283,160	2,443	70,866	314,338
GRP 744	MECHANICAL HANDLING EQUIPMENT AND PARTS THEREOF, N.E.S.	45,387	45,387	129,868	1,053	72,835	115,155
GRP 745	NON-ELECTRICAL MACHINERY, TOOLS AND MECHANICAL APPARATUS AND PARTS THEREOF, N.E.S.	12,189	12,189	62,119	260	8,506	54,003
GRP 746	BALL- OR ROLLER BEARINGS	1,518	1,518	18,708	49	3,637	12,737
GRP 747	TAPS, COCKS, VALVES AND SIMILAR APPLIANCES FOR PIPES, BOILER SHELLS, TANKS, VATS OR THE LIKE, INCLUDING PRESSURE-REDUCING VALVES AND THERMOSTATICALLY CONTROLLED VALVES	75,234	75,234	88,261	-	110,471	108,416

**JADUAL 19 (SAMB) : EKSPORT, EKSPORT SEMULA, DAN IMPORT MENGIKUT KUMPULAN, BAHAGIAN DAN SEKSYEN BARANGAN BAGI ASEAN
(RM RIBU), 2022-2023**

TABLE 19 (CONT'D) : EXPORTS, RE-EXPORTS, AND IMPORTS BY COMMODITY GROUPS, DIVISIONS, AND SECTIONS FOR ASEAN
(RM THOUSAND), 2022-2023

GROUP/ DIV/ SECT	ASEAN	2022			2023		
		EKSPORT EXPORTS	EKSPORT SEMULA RE-EXPORTS	IMPORT IMPORTS	EKSPORT EXPORTS	EKSPORT SEMULA RE-EXPORTS	IMPORT IMPORTS
JUMLAH/TOTAL		40,426,795	2,486,007	29,383,490	32,131,970	2,933,835	30,533,416
GRP 748	TRANSMISSION SHAFTS (INCLUDING CAMSHAFTS AND CRANKSHAFTS) AND CRANKS; BEARING HOUSINGS AND PLAIN SHAFT BEARINGS; GEARS AND GEARING; BALL OR ROLLER SCREWS; GEARBOXES AND OTHER SPEED CHANGERS (INCLUDING TORQUE CONVERTERS); FLYWHEELS AND PULLEYS (INCLUDING PULLEY BLOCKS); CLUTCHES AND SHAFT COUPLINGS (INCLUDING UNIVERSAL JOINTS); ARTICULATED LINK CHAIN; PARTS THEREOF	10,528	10,528	25,703	166	14,204	30,091
GRP 749	NON-ELECTRIC PARTS AND ACCESSORIES OF MACHINERY, N.E.S.	21,247	21,247	76,161	474	26,365	47,327
GRP 751	OFFICE MACHINES	1,894	1,894	52,949	38	2,831	39,585
GRP 752	AUTOMATIC DATA-PROCESSING MACHINES AND UNITS THEREOF; MAGNETIC OR OPTICAL READERS, MACHINES FOR TRANSCRIBING DATA ONTO DATA MEDIA IN CODED FORM AND MACHINES FOR PROCESSING SUCH DATA, N.E.S.	10,556	10,556	110,939	64	6,476	103,348
GRP 759	PARTS AND ACCESSORIES (OTHER THAN COVERS, CARRYING CASES AND THE LIKE) SUITABLE FOR USE SOLELY OR PRINCIPALLY WITH MACHINES FALLING WITHIN GROUPS 751 AND 752	6,617	6,617	98,323	4	5,674	133,948
GRP 761	MONITORS AND PROJECTORS, NOT INCORPORATING TELEVISION RECEPTION APPARATUS; RECEPTION APPARATUS FOR TELEVISION, WHETHER OR NOT INCORPORATING RADIO-BROADCAST RECEIVERS OR SOUND OR VIDEO RECORDING OR REPRODUCING APPARATUS	3,772	3,772	137,368	230	1,624	126,134
GRP 762	RECEPTION APPARATUS FOR RADIO-BROADCASTING, WHETHER OR NOT COMBINED, IN THE SAME HOUSING, WITH SOUND RECORDING OR REPRODUCING APPARATUS OR A CLOCK	509	509	4,526	43	845	13,424
GRP 763	SOUND RECORDING OR REPRODUCING APPARATUS; VIDEO RECORDING OR REPRODUCING APPARATUS; WHETHER OR NOT INCORPORATING A VIDEO TUNER	42	42	805	-	14	737
GRP 764	TELECOMMUNICATIONS EQUIPMENT, N.E.S., AND PARTS, N.E.S., AND ACCESSORIES OF APPARATUS FALLING WITHIN DIVISION 76	31,278	31,278	424,951	1,255	19,152	404,543
GRP 771	ELECTRIC POWER MACHINERY (OTHER THAN ROTATING ELECTRIC PLANT OF GROUP 716) AND PARTS THEREOF	9,467	9,467	61,132	266	7,850	100,574
GRP 772	ELECTRICAL APPARATUS FOR SWITCHING OR PROTECTING ELECTRICAL CIRCUITS OR FOR MAKING CONNECTIONS TO OR IN ELECTRICAL CIRCUITS (E.G., SWITCHES, RELAYS, FUSES, LIGHTNING ARRESTERS, VOLTAGE LIMITERS, SURGE SUPPRESSORS, PLUGS AND SOCKETS, LAMP-HOLDERS AND JUNCTION BOXES); ELECTRICAL RESISTORS (INCLUDING RHEOSTATS AND POTENTIOMETERS), OTHER THAN HEATING RESISTORS; PRINTED CIRCUITS; BOARDS, PANELS (INCLUDING NUMERICAL CONTROL PANELS), CONSOLES, DESKS, CABINETS AND OTHER BASES, EQUIPPED WITH TWO OR MORE APPARATUS FOR SWITCHING, PROTECTING OR FOR MAKING CONNECTIONS TO OR IN ELECTRICAL CIRCUITS, FOR ELECTRIC CONTROL OR THE DISTRIBUTION OF ELECTRICITY (EXCLUDING SWITCHING APPARATUS OF SUBGROUP 764.1)	37,997	37,997	176,944	5,016	41,106	217,020
GRP 773	EQUIPMENT FOR DISTRIBUTING ELECTRICITY, N.E.S.	17,979	17,979	278,156	110	15,453	270,993

**JADUAL 19 (SAMB) : EKSPORT, EKSPORT SEMULA, DAN IMPORT MENGIKUT KUMPULAN, BAHAGIAN DAN SEKSYEN BARANGAN BAGI ASEAN
(RM RIBU), 2022-2023**

TABLE 19 (CONT'D) : EXPORTS, RE-EXPORTS, AND IMPORTS BY COMMODITY GROUPS, DIVISIONS, AND SECTIONS FOR ASEAN
(RM THOUSAND), 2022-2023

GROUP/ DIV/ SECT	ASEAN	2022			2023		
		EKSPORT EXPORTS	EKSPORT SEMULA RE-EXPORTS	IMPORT IMPORTS	EKSPORT EXPORTS	EKSPORT SEMULA RE-EXPORTS	IMPORT IMPORTS
JUMLAH/TOTAL		40,426,795	2,486,007	29,383,490	32,131,970	2,933,835	30,533,416
GRP 774	ELECTRODIAGNOSTIC APPARATUS FOR MEDICAL, SURGICAL, DENTAL OR VETERINARY PURPOSES, AND RADIOLOGICAL APPARATUS	8,910	8,910	17,818	18	2,859	21,993
GRP 775	HOUSEHOLD-TYPE ELECTRICAL AND NON-ELECTRICAL EQUIPMENT, N.E.S.	6,690	6,690	254,324	451	5,798	220,036
GRP 776	THERMIONIC, COLD CATHODE OR PHOTO-CATHODE VALVES AND TUBES (E.G., VACUUM OR VAPOUR OR GAS-FILLED VALVES AND TUBES, MERCURY ARC RECTIFYING VALVES AND TUBES, CATHODE-RAY TUBES, TELEVISION CAMERA TUBES); DIODES, TRANSISTORS AND SIMILAR SEMICONDUCTOR DEVICES;	2,579	2,579	14,340	792	1,076	18,077
GRP 778	ELECTRICAL MACHINERY AND APPARATUS, N.E.S.	20,291	19,398	144,292	1,554	27,582	148,483
GRP 781	MOTOR CARS AND OTHER MOTOR VEHICLES PRINCIPALLY DESIGNED FOR THE TRANSPORT OF PERSONS (OTHER THAN MOTOR VEHICLES FOR THE TRANSPORT OF TEN OR MORE PERSONS, INCLUDING THE DRIVER), INCLUDING STATION-WAGONS AND RACING CARS	337,909	337,909	2,937,417	-	292,593	3,317,137
GRP 782	MOTOR VEHICLES FOR THE TRANSPORT OF GOODS AND SPECIAL-PURPOSE MOTOR VEHICLES	54,976	54,976	1,326,056	-	54,755	1,721,796
GRP 783	ROAD MOTOR VEHICLES, N.E.S.	2,925	2,925	40,755	-	3,387	58,886
GRP 784	PARTS AND ACCESSORIES OF THE MOTOR VEHICLES OF GROUPS 722, 781, 782 AND 783	19,626	19,626	600,054	-	19,736	589,066
GRP 785	MOTOR CYCLES (INCLUDING MOPEDS) AND CYCLES, MOTORIZED AND NON-MOTORIZED; INVALID CARRIAGES	18,113	18,113	382,416	-	18,420	367,714
GRP 786	TRAILERS AND SEMI-TRAILERS; OTHER VEHICLES, NOT MECHANICALLY-PROPELLED; SPECIALLY DESIGNED AND EQUIPPED TRANSPORT CONTAINERS	2,860	2,860	21,386	24	1,317	23,218
GRP 791	RAILWAY VEHICLES (INCLUDING HOVERTRAINS) AND ASSOCIATED EQUIPMENT	184	184	119	-	861	1,257
GRP 792	AIRCRAFT AND ASSOCIATED EQUIPMENT; SPACECRAFT (INCLUDING SATELLITES) AND SPACECRAFT LAUNCH VEHICLES; PARTS THEREOF	29,376	29,353	37,494	-	40,666	36,252
GRP 793	SHIPS, BOATS (INCLUDING HOVERCRAFT) AND FLOATING STRUCTURES	5,977	5,977	16,671	-	7,486	13,602
GRP 811	PREFABRICATED BUILDINGS	4,087	4,087	83,828	-	3,173	17,609
GRP 812	SANITARY, PLUMBING AND HEATING FIXTURES AND FITTINGS, N.E.S.	25	25	10,457	-	8	11,672
GRP 813	LIGHTING FIXTURES AND FITTINGS, N.E.S.	3,998	3,998	39,133	160	4,564	41,911
GRP 821	FURNITURE AND PARTS THEREOF; BEDDING, MATTRESSES, MATTRESS SUPPORTS, CUSHIONS AND SIMILAR STUFFED FURNISHINGS	3,558	2,340	278,123	854	4,142	257,479

**JADUAL 19 (SAMB) : EKSPORT, EKSPORT SEMULA, DAN IMPORT MENGIKUT KUMPULAN, BAHAGIAN DAN SEKSYEN BARANGAN BAGI ASEAN
(RM RIBU), 2022-2023**

TABLE 19 (CONT'D) : EXPORTS, RE-EXPORTS, AND IMPORTS BY COMMODITY GROUPS, DIVISIONS, AND SECTIONS FOR ASEAN
(RM THOUSAND), 2022-2023

GROUP/ DIV/ SECT	ASEAN	2022			2023		
		EKSPORT EXPORTS	EKSPORT SEMULA RE-EXPORTS	IMPORT IMPORTS	EKSPORT EXPORTS	EKSPORT SEMULA RE-EXPORTS	IMPORT IMPORTS
JUMLAH/TOTAL		40,426,795	2,486,007	29,383,490	32,131,970	2,933,835	30,533,416
GRP 831	TRUNKS, SUITCASES, VANITY CASES, EXECUTIVE CASES, BRIEFCASES, SCHOOL SATCHES, SPECTACLE CASES, BINOCULAR CASES, CAMERA CASES, MUSICAL INSTRUMENT CASES, GUN CASES, HOLSTERS AND SIMILAR CONTAINERS; TRAVELLING BAGS, INSULATED FOOD OR BEVERAGES BAGS, TOILET BAGS, RUCKSACKS, HANDBAGS, SHOPPING BAGS, WALLETTS, PURSES, MAP CASES, CIGARETTE CASES, TOBACCO POUCHES, TOOL BAGS, SPORTS BAGS, BOTTLE CASES, JEWELLERY BOXES, POWDER BOXES, CUTLERY CASES AND SIMILAR CONTAINERS, OF LEATHER OR OF COMPOSITION LEATHER, OF SHEETING OF PLASTICS, OF TEXTILE MATERIALS, OF VULCANIZED FIBRE OR OF PAPERBOARD, OR WHOLLY OR MAINLY COVERED WITH SUCH MATERIALS OR WITH PAPER; TRAVEL SETS FOR PERSONAL TOILET, SEWING OR SHOE OR CLOTHES CLEANING.	1,200	1,194	39,415	-	1,675	54,860
GRP 841	MEN'S OR BOYS' COATS, CAPES, JACKETS, SUITS, BLAZERS, TROUSERS, SHORTS, SHIRTS, UNDERWEAR, NIGHTWEAR AND SIMILAR ARTICLES OF TEXTILE FABRICS, NOT KNITTED OR CROCHETED (OTHER THAN THOSE OF SUBGROUP 845.2)	654	648	73,654	39	639	144,226
GRP 842	WOMEN'S OR GIRLS' COATS, CAPES, JACKETS, SUITS, TROUSERS, SHORTS, SHIRTS, DRESSES AND SKIRTS, UNDERWEAR, NIGHTWEAR AND SIMILAR ARTICLES OF TEXTILE FABRICS, NOT KNITTED OR CROCHETED (OTHER THAN THOSE OF SUBGROUP 845.2)	1,795	1,795	58,745	-	1,848	35,899
GRP 843	MEN'S OR BOYS' COATS, CAPES, JACKETS, SUITS, BLAZERS, TROUSERS, SHORTS, SHIRTS, UNDERWEAR, NIGHTWEAR AND SIMILAR ARTICLES OF TEXTILE FABRICS, KNITTED OR CROCHETED (OTHER THAN THOSE OF SUBGROUP 845.2)	31	31	9,383	-	173	13,756
GRP 844	WOMEN'S OR GIRLS' COATS, CAPES, JACKETS, SUITS, TROUSERS, SHORTS, SHIRTS, DRESSES AND SKIRTS, UNDERWEAR, NIGHTWEAR AND SIMILAR ARTICLES OF TEXTILE FABRICS, KNITTED OR CROCHETED (OTHER THAN THOSE OF SUBGROUP 845.2)	13	13	43,137	-	172	48,229
GRP 845	ARTICLES OF APPAREL, OF TEXTILE FABRICS, WHETHER OR NOT KNITTED OR CROCHETED, N.E.S.	5,927	5,861	372,130	25	10,691	417,626
GRP 846	CLOTHING ACCESSORIES, OF TEXTILE FABRICS, WHETHER OR NOT KNITTED OR CROCHETED (OTHER THAN THOSE FOR BABIES)	2,916	2,901	95,806	3	3,143	210,302
GRP 848	ARTICLES OF APPAREL AND CLOTHING ACCESSORIES OF OTHER THAN TEXTILE FABRICS; HEADGEAR OF ALL MATERIALS	1,491	1,450	20,708	36	936	26,672
GRP 851	FOOTWEAR	2,320	2,320	123,441	7	2,007	131,080
GRP 871	OPTICAL INSTRUMENTS AND APPARATUS, N.E.S.	793	793	1,943	-	1,802	1,212
GRP 872	INSTRUMENTS AND APPLIANCES, N.E.S., FOR MEDICAL, SURGICAL, DENTAL OR VETERINARY PURPOSES	13,488	13,488	130,519	222	17,204	110,003
GRP 873	METERS AND COUNTERS, N.E.S.	521	521	13,126	11	1,242	13,110
GRP 874	MEASURING, CHECKING, ANALYSING AND CONTROLLING INSTRUMENTS AND APPARATUS, N.E.S.	124,661	124,616	99,450	3,242	159,101	142,710
GRP 881	PHOTOGRAPHIC APPARATUS AND EQUIPMENT, N.E.S.	1,152	1,152	3,916	-	1,052	4,844
GRP 882	PHOTOGRAPHIC AND CINEMATOGRAPHIC SUPPLIES	14	14	3,363	-	28	4,586
GRP 884	OPTICAL GOODS, N.E.S.	564	564	5,050	28	295	6,259

**JADUAL 19 (SAMB) : EKSPORT, EKSPORT SEMULA, DAN IMPORT MENGIKUT KUMPULAN, BAHAGIAN DAN SEKSYEN BARANGAN BAGI ASEAN
(RM RIBU), 2022-2023**

TABLE 19 (CONT'D) : EXPORTS, RE-EXPORTS, AND IMPORTS BY COMMODITY GROUPS, DIVISIONS, AND SECTIONS FOR ASEAN
(RM THOUSAND), 2022-2023

GROUP/ DIV/ SECT	ASEAN	2022			2023		
		EKSPORT EXPORTS	EKSPORT SEMULA RE-EXPORTS	IMPORT IMPORTS	EKSPORT EXPORTS	EKSPORT SEMULA RE-EXPORTS	IMPORT IMPORTS
JUMLAH/TOTAL		40,426,795	2,486,007	29,383,490	32,131,970	2,933,835	30,533,416
GRP 885	WATCHES AND CLOCKS	838	838	19,531	-	1,123	41,138
GRP 891	ARMS AND AMMUNITION	203	203	1,157	17	177	6,729
GRP 892	PRINTED MATTER	12,253	9,314	98,475	1,388	9,824	113,103
GRP 893	ARTICLES, N.E.S., OF PLASTICS	21,715	9,710	621,711	16,613	8,789	506,500
GRP 894	BABY CARRIAGES, TOYS, GAMES AND SPORTING GOODS	3,223	3,223	130,836	2	2,611	198,673
GRP 895	OFFICE AND STATIONERY SUPPLIES, N.E.S.	81	81	19,500	-	153	21,884
GRP 896	WORKS OF ART, COLLECTORS' PIECES AND ANTIQUES	306	306	376	-	38	477
GRP 897	JEWELLERY, GOLDSMITHS' AND SILVERSMITHS' WARES, AND OTHER ARTICLES OF PRECIOUS OR SEMIPRECIOUS MATERIALS, N.E.S.	3,669	2,420	100,537	-	823	6,151
GRP 898	MUSICAL INSTRUMENTS AND PARTS AND ACCESSORIES THEREOF; RECORDS, TAPES AND OTHER SOUND OR SIMILAR RECORDINGS (EXCLUDING GOODS OF GROUPS 763 AND 883)	604	604	10,466	12	1,504	14,853
GRP 899	MISCELLANEOUS MANUFACTURED ARTICLES, N.E.S.	1,244	932	38,571	49	716	38,007
GRP 931	SPECIAL TRANSACTIONS AND COMMODITIES NOT CLASSIFIED ACCORDING TO KIND	22,083	17,323	49,242	5,631	32,660	63,771
GRP 961	COIN (OTHER THAN GOLD COIN), NOT BEING LEGAL TENDER	-	-	12,584	-	2,106	8,523
GRP 971	GOLD, NON-MONETARY (EXCLUDING GOLD ORES AND CONCENTRATES)	51	51	1,058	61,434	-	893
DIV 00	LIVE ANIMALS OTHER THAN ANIMALS OF DIVISION 03	1,972	233	9,930	1,965	849	11,405
DIV 01	MEAT AND MEAT PREPARATIONS	3,254	2,676	290,549	988	3,683	509,299
DIV 02	DAIRY PRODUCTS AND BIRDS' EGGS	9,114	2,818	273,501	4,764	1,533	299,781
DIV 03	FISH (NOT MARINE MAMMALS), CRUSTACEANS, MOLLUSCS AND AQUATIC INVERTEBRATES, AND PREPARATIONS THEREOF	216,639	2,753	136,942	205,003	10,352	122,701
DIV 04	CEREALS AND CEREAL PREPARATIONS	68,025	19,157	1,127,139	52,692	19,422	1,254,439
DIV 05	VEGETABLES AND FRUIT	46,374	6,403	202,844	36,119	6,676	213,025
DIV 06	SUGARS, SUGAR PREPARATIONS AND HONEY	1,013	1,005	248,203	-	4,479	271,706
DIV 07	COFFEE, TEA, COCOA, SPICES, AND MANUFACTURES THEREOF	16,137	10,935	416,400	5,760	12,374	426,079
DIV 08	FEEDING STUFF FOR ANIMALS (NOT INCLUDING UNMILLED CEREALS)	55,934	4,848	306,593	49,382	1,311	248,964
DIV 09	MISCELLANEOUS EDIBLE PRODUCTS AND PREPARATIONS	78,223	53,069	1,294,621	29,228	52,094	1,276,843
DIV 11	BEVERAGES	8,651	7,514	943,092	1,300	7,173	894,895
DIV 12	TOBACCO AND TOBACCO MANUFACTURES	269	269	133,800	-	-	139,959
DIV 21	HIDES, SKINS AND FURSKINS, RAW	1,607	34	89	2,629	133	15
DIV 22	OIL-SEEDS AND OLEAGINOUS FRUITS	8,630	1,411	29,566	7,347	248	44,870
DIV 23	CRUDE RUBBER (INCLUDING SYNTHETIC AND RECLAIMED)	14,938	141	1,326	16,046	413	1,264
DIV 24	CORK AND WOOD	52,446	216	11,721	59,345	181	9,388
DIV 25	PULP AND WASTE PAPER	13,085	-	111	6,651	128	949
DIV 26	TEXTILE FIBRES (OTHER THAN WOOL TOPS AND OTHER COMBED WOOL) AND THEIR WASTES (NOT MANUFACTURED INTO YARN OR FABRIC)	15,474	15,472	28,933	3	12,046	27,831
DIV 27	CRUDE FERTILIZERS, OTHER THAN THOSE OF DIVISION 56, AND CRUDE MINERALS (EXCLUDING COAL, PETROLEUM AND PRECIOUS STONES)	112,726	23,822	104,861	150,710	30,389	49,176
DIV 28	METALLIFEROUS ORES AND METAL SCRAP	325,583	2,639	1,141	316,727	2,713	42,464
DIV 29	CRUDE ANIMAL AND VEGETABLE MATERIALS, N.E.S.	531	323	19,178	54	443	24,267
DIV 32	COAL, COKE AND BRIQUETTES	303	303	543	-	84	1,035
DIV 33	PETROLEUM, PETROLEUM PRODUCTS AND RELATED MATERIALS	27,277,649	37,571	4,599,547	22,834,667	56,375	4,759,856
DIV 34	GAS, NATURAL AND MANUFACTURED	962,307	149	373,417	949,087	498	413,275
DIV 41	ANIMAL OILS AND FATS	-	-	15	266	162	26
DIV 42	FIXED VEGETABLE FATS AND OILS, CRUDE, REFINED OR FRACTIONATED	5,501,086	14	378,733	4,086,320	22	157,320

**JADUAL 19 (SAMB) : EKSPORT, EKSPORT SEMULA, DAN IMPORT MENGIKUT KUMPULAN, BAHAGIAN DAN SEKSYEN BARANGAN BAGI ASEAN
(RM RIBU), 2022-2023**

TABLE 19 (CONT'D) : EXPORTS, RE-EXPORTS, AND IMPORTS BY COMMODITY GROUPS, DIVISIONS, AND SECTIONS FOR ASEAN
(RM THOUSAND), 2022-2023

GROUP/ DIV/ SECT	ASEAN	2022			2023		
		EKSPORT EXPORTS	EKSPORT SEMULA RE-EXPORTS	IMPORT IMPORTS	EKSPORT EXPORTS	EKSPORT SEMULA RE-EXPORTS	IMPORT IMPORTS
JUMLAH/TOTAL		40,426,795	2,486,007	29,383,490	32,131,970	2,933,835	30,533,416
DIV 43	ANIMAL OR VEGETABLE FATS AND OILS, PROCESSED; WAXES OF ANIMAL OR VEGETABLE ORIGIN; INEDIBLE MIXTURES OR PREPARATIONS OF ANIMAL OR VEGETABLE FATS OR OILS, N.E.S.	250,464	1,446	29,132	163,831	1,068	57,431
DIV 51	ORGANIC CHEMICALS	1,964,977	14,506	150,154	1,600,530	8,933	116,313
DIV 52	INORGANIC CHEMICALS	54,837	28,142	132,596	68,837	38,447	113,282
DIV 53	DYEING, TANNING AND COLOURING MATERIALS	5,360	5,324	179,226	1,284	10,113	187,650
DIV 54	MEDICINAL AND PHARMACEUTICAL PRODUCTS	28,753	28,681	617,471	28	31,728	590,950
DIV 55	ESSENTIAL OILS AND RESINOIDS AND PERFUME MATERIALS; TOILET, POLISHING AND CLEANSING PREPARATIONS	23,183	23,183	909,811	1,504	24,761	996,680
DIV 56	FERTILIZERS (OTHER THAN THOSE OF GROUP 272)	603,027	39,050	267,255	658,793	35,221	205,821
DIV 57	PLASTICS IN PRIMARY FORMS	47,158	12,134	172,162	28,905	10,030	152,334
DIV 58	PLASTICS IN NON-PRIMARY FORMS	7,095	4,922	145,376	1,275	3,941	131,224
DIV 59	CHEMICAL MATERIALS AND PRODUCTS, N.E.S.	103,412	90,623	453,657	29,264	174,592	426,158
DIV 61	LEATHER, LEATHER MANUFACTURES, N.E.S., AND DRESSED FURSKINS	15	15	2,126	-	30	504
DIV 62	RUBBER MANUFACTURES, N.E.S.	27,554	27,197	288,977	309	24,712	252,938
DIV 63	CORK AND WOOD MANUFACTURES (EXCLUDING FURNITURE)	105,037	1,362	99,129	100,089	1,171	86,674
DIV 64	PAPER, PAPERBOARD AND ARTICLES OF PAPER PULP, OF PAPER OR OF PAPERBOARD	13,384	1,622	514,529	12,047	2,150	505,186
DIV 65	TEXTILE YARN, FABRICS, MADE-UP ARTICLES, N.E.S., AND RELATED PRODUCTS	4,867	4,784	179,104	1,272	4,457	172,462
DIV 66	NON-METALLIC MINERAL MANUFACTURES, N.E.S.	18,166	16,152	696,481	14,924	20,650	671,126
DIV 67	IRON AND STEEL	546,968	187,281	1,010,744	511,004	283,798	1,008,305
DIV 68	NON-FERROUS METALS	1,601	1,530	41,235	490	3,091	41,045
DIV 69	MANUFACTURES OF METALS, N.E.S.	206,492	205,848	925,571	800	240,117	828,123
DIV 71	POWER-GENERATING MACHINERY AND EQUIPMENT	66,703	66,698	156,320	3,205	83,156	192,065
DIV 72	MACHINERY SPECIALIZED FOR PARTICULAR INDUSTRIES	389,633	389,451	669,685	4,463	454,691	796,738
DIV 73	METALWORKING MACHINERY	22,757	22,757	50,150	5,080	23,259	74,684
DIV 74	GENERAL INDUSTRIAL MACHINERY AND EQUIPMENT, N.E.S., AND MACHINE PARTS, N.E.S.	277,383	277,104	1,011,192	7,344	377,958	1,062,324
DIV 75	OFFICE MACHINES AND AUTOMATIC DATA-PROCESSING MACHINES	19,068	19,068	262,211	105	14,981	276,882
DIV 76	TELECOMMUNICATIONS AND SOUND-RECORDING AND REPRODUCING APPARATUS AND EQUIPMENT	35,601	35,601	567,650	1,528	21,634	544,838
DIV 77	ELECTRICAL MACHINERY, APPARATUS AND APPLIANCES, N.E.S., AND ELECTRICAL PARTS THEREOF (INCLUDING NON-ELECTRICAL COUNTERPARTS, N.E.S., OF ELECTRICAL HOUSEHOLD-TYPE EQUIPMENT)	103,913	103,020	947,006	8,207	101,725	997,175
DIV 78	ROAD VEHICLES (INCLUDING AIR-CUSHION VEHICLES)	436,408	436,408	5,308,084	24	390,208	6,077,817
DIV 79	OTHER TRANSPORT EQUIPMENT	35,537	35,514	54,285	-	49,012	51,111
DIV 81	PREFABRICATED BUILDINGS; SANITARY, PLUMBING, HEATING AND LIGHTING FIXTURES AND FITTINGS, N.E.S.	8,110	8,110	133,419	160	7,746	71,192
DIV 82	FURNITURE AND PARTS THEREOF; BEDDING, MATTRESSES, MATTRESS SUPPORTS, CUSHIONS AND SIMILAR STUFFED FURNISHINGS	3,558	2,340	278,123	854	4,142	257,479
DIV 83	TRAVEL GOODS, HANDBAGS AND SIMILAR CONTAINERS	1,200	1,194	39,415	-	1,675	54,860
DIV 84	ARTICLES OF APPAREL AND CLOTHING ACCESSORIES	12,827	12,698	673,562	103	17,602	896,709
DIV 85	FOOTWEAR	2,320	2,320	123,441	7	2,007	131,080
DIV 87	PROFESSIONAL, SCIENTIFIC AND CONTROLLING INSTRUMENTS AND APPARATUS, N.E.S.	139,462	139,417	245,038	3,475	179,350	267,035
DIV 88	PHOTOGRAPHIC APPARATUS, EQUIPMENT AND SUPPLIES AND OPTICAL GOODS, N.E.S.; WATCHES AND CLOCKS	2,568	2,568	31,861	28	2,497	56,826

**JADUAL 19 (SAMB) : EKSPORT, EKSPORT SEMULA, DAN IMPORT MENGIKUT KUMPULAN, BAHAGIAN DAN SEKSYEN BARANGAN BAGI ASEAN
(RM RIBU), 2022-2023**

TABLE 19 (CONT'D) : EXPORTS, RE-EXPORTS, AND IMPORTS BY COMMODITY GROUPS, DIVISIONS, AND SECTIONS FOR ASEAN
(RM THOUSAND), 2022-2023

GROUP/ DIV/ SECT	ASEAN	2022			2023		
		EKSPORT EXPORTS	EKSPORT SEMULA RE-EXPORTS	IMPORT IMPORTS	EKSPORT EXPORTS	EKSPORT SEMULA RE-EXPORTS	IMPORT IMPORTS
JUMLAH/TOTAL		40,426,795	2,486,007	29,383,490	32,131,970	2,933,835	30,533,416
DIV 89	MISCELLANEOUS MANUFACTURED ARTICLES, N.E.S.	43,296	26,791	1,021,628	18,082	24,635	906,377
DIV 93	SPECIAL TRANSACTIONS AND COMMODITIES NOT CLASSIFIED ACCORDING TO KIND	22,083	17,323	49,242	5,631	32,660	63,771
DIV 96	COIN (OTHER THAN GOLD COIN), NOT BEING LEGAL TENDER	-	-	12,584	-	2,106	8,523
DIV 97	GOLD, NON-MONETARY (EXCLUDING GOLD ORES AND CONCENTRATES)	51	51	1,058	61,434	-	893
SECT 0	FOOD AND LIVE ANIMALS	496,684	103,896	4,306,724	385,902	112,773	4,634,241
SECT 1	BEVERAGES AND TOBACCO	8,919	7,783	1,076,893	1,300	7,173	1,034,854
SECT 2	CRUDE MATERIALS, INEDIBLE, EXCEPT FUELS	545,021	44,059	196,927	559,511	46,694	200,224
SECT 3	MINERAL FUELS, LUBRICANTS AND RELATED MATERIALS	28,240,259	38,023	4,973,507	23,783,754	56,956	5,174,166
SECT 4	ANIMAL AND VEGETABLE OILS, FATS AND WAXES	5,751,550	1,460	407,880	4,250,417	1,253	214,776
SECT 5	CHEMICALS AND RELATED PRODUCTS, N.E.S.	2,837,802	246,565	3,027,708	2,390,420	337,765	2,920,412
SECT 6	MANUFACTURED GOODS CLASSIFIED CHIEFLY BY MATERIAL	924,084	445,790	3,757,897	640,936	580,176	3,566,363
SECT 7	MACHINERY AND TRANSPORT EQUIPMENT	1,387,001	1,385,619	9,026,582	29,956	1,516,625	10,073,634
SECT 8	MISCELLANEOUS MANUFACTURED ARTICLES	213,340	195,438	2,546,487	22,709	239,653	2,641,559
SECT 9	COMMODITIES AND TRANSACTIONS NOT CLASSIFIED ELSEWHERE IN THE SITC	22,134	17,374	62,885	67,065	34,766	73,187

JADUAL 20 : EKSPORT, EKSPORT SEMULA DAN IMPORT MENGIKUT KUMPULAN, BAHAGIAN, DAN SEKSYEN BARANGAN BAGI 10 RAKAN DAGANGAN UTAMA (RM RIBU), 2022-2023

TABLE 20 : EXPORTS, RE-EXPORTS, AND IMPORTS COMMODITY GROUPS, DIVISIONS, AND SECTIONS FOR TOP 10 TRADING PARTNERS (RM THOUSAND), 2022-2023

GROUP/ DIV/ SECT	NEGARA / COUNTRY	2022			2023		
		EKSPORT	EKSPORT SEMULA	IMPORT	EKSPORT	EKSPORT SEMULA	IMPORT
		EXPORTS	RE-EXPORTS	IMPORTS	EXPORTS	RE-EXPORTS	IMPORTS
	JUMLAH / TOTAL	65,089,163	1,160,399	35,003,533	52,520,688	1,342,738	36,443,653
	1 PENINSULAR MALAYSIA						
	JUMLAH/TOTAL	25,101,561	912,907	24,972,150	21,027,972	1,051,414	26,043,235
GRP 001	LIVE ANIMALS OTHER THAN ANIMALS OF DIVISION 03	172	169	9,923	10	796	11,389
GRP 011	MEAT OF BOVINE ANIMALS, FRESH, CHILLED OR FROZEN	9	3	3,486	-	-	3,207
GRP 012	OTHER MEAT AND EDIBLE MEAT OFFAL, FRESH, CHILLED OR FROZEN (EXCEPT MEAT AND MEAT OFFAL UNFIT OR UNSUITABLE FOR HUMAN CONSUMPTION)	563	269	33,715	-	16	142,892
GRP 016	MEAT AND EDIBLE MEAT OFFAL, SALTED, IN BRINE, DRIED OR SMOKED; EDIBLE FLOURS AND MEALS OF MEAT OR MEAT OFFAL	-	-	68	3	5	434
GRP 017	MEAT AND EDIBLE MEAT OFFAL, PREPARED OR PRESERVED, N.E.S.	628	617	239,917	296	1,394	232,613
GRP 022	MILK AND CREAM AND MILK PRODUCTS OTHER THAN BUTTER OR CHEESE	5,945	959	209,536	3,254	614	222,085
GRP 023	BUTTER AND OTHER FATS AND OILS DERIVED FROM MILK	-	-	6,939	-	133	11,569
GRP 024	CHEESE AND CURD	-	-	4,831	-	603	7,691
GRP 025	EGGS, BIRDS', AND EGG YOLKS, FRESH, DRIED OR OTHERWISE PRESERVED, SWEETENED OR NOT; EGG ALBUMIN	-	-	3,084	0	-	1,319
GRP 034	FISH, FRESH (LIVE OR DEAD), CHILLED OR FROZEN	46,824	5	15,978	39,809	171	13,566
GRP 035	FISH, DRIED, SALTED OR IN BRINE; SMOKED FISH (WHETHER OR NOT COOKED BEFORE OR DURING THE SMOKING PROCESS); FLOURS, MEALS AND PELLETS OF FISH, FIT FOR HUMAN CONSUMPTION	8,044	-	1,127	6,952	5	3,156
GRP 036	CRUSTACEANS, MOLLUSCS AND AQUATIC INVERTEBRATES, WHETHER IN SHELL OR NOT, FRESH (LIVE OR DEAD), CHILLED, FROZEN, DRIED, SALTED OR IN BRINE; CRUSTACEANS, IN SHELL, COOKED BY STEAMING OR BOILING IN WATER, WHETHER OR NOT CHILLED, FROZEN, DRIED, SALTED OR IN	103,982	16	17,500	107,079	555	14,241
GRP 037	FISH, CRUSTACEANS, MOLLUSCS AND OTHER AQUATIC INVERTEBRATES, PREPARED OR PRESERVED, N.E.S.	10,863	1,904	72,401	4,074	7,309	67,314
GRP 041	WHEAT (INCLUDING SPELT) AND MESLIN, UNMILLED	-	-	4,259	-	-	188
GRP 042	RICE	8	8	26,331	0	-	19,117
GRP 043	BARLEY, UNMILLED	-	-	18	-	-	6
GRP 044	MAIZE (NOT INCLUDING SWEET CORN), UNMILLED	-	-	4,933	-	12	9,934
GRP 045	CEREALS, UNMILLED (OTHER THAN WHEAT, RICE, BARLEY AND MAIZE)	-	-	10	-	-	11
GRP 046	MEAL AND FLOUR OF WHEAT AND FLOUR OF MESLIN	42	42	14,322	-	-	16,435
GRP 047	OTHER CEREAL MEALS AND FLOURS	6	6	836	-	-	1,667
GRP 048	CEREAL PREPARATIONS AND PREPARATIONS OF FLOUR OR STARCH OF FRUITS OR VEGETABLES	2,476	448	507,617	2,094	929	535,725
GRP 054	VEGETABLES, FRESH, CHILLED, FROZEN OR SIMPLY PRESERVED (INCLUDING DRIED LEGUMINOUS VEGETABLES); ROOTS, TUBERS AND OTHER EDIBLE VEGETABLE PRODUCTS, N.E.S., FRESH OR DRIED	13	13	22,913	88	15	20,114
GRP 056	VEGETABLES, ROOTS AND TUBERS, PREPARED OR PRESERVED, N.E.S.	829	593	32,799	515	922	38,270
GRP 057	FRUIT AND NUTS (NOT INCLUDING OIL NUTS), FRESH OR DRIED	35,493	-	13,711	29,007	194	27,055
GRP 058	FRUIT, PRESERVED, AND FRUIT PREPARATIONS (EXCLUDING FRUIT JUICES)	6	6	53,213	85	82	52,445
GRP 059	FRUIT JUICES (INCLUDING GRAPE MUST) AND VEGETABLE JUICES, UNFERMENTED AND NOT CONTAINING ADDED SPIRIT, WHETHER OR NOT CONTAINING ADDED SUGAR OR OTHER SWEETENING MATTER	6	6	44,427	-	62	42,074
GRP 061	SUGARS, MOLASSES AND HONEY	60	52	168,533	-	10	181,975
GRP 062	SUGAR CONFECTIONERY	44	44	73,276	-	8	78,821
GRP 071	COFFEE AND COFFEE SUBSTITUTES	447	181	126,226	92	197	143,917
GRP 072	COCOA	2,673	42	12,554	2,491	-	16,263
GRP 073	CHOCOLATE AND OTHER FOOD PREPARATIONS CONTAINING COCOA, N.E.S.	3	3	97,381	233	17	99,917
GRP 074	TEA AND MATÉ	378	-	40,044	401	-	41,380

JADUAL 20 (SAMB) : EKSPORT, EKSPORT SEMULA DAN IMPORT MENGIKUT KUMPULAN, BAHAGIAN, DAN SEKSYEN BARANGAN
BAGI 10 RAKAN DAGANGAN UTAMA (RM RIBU), 2022-2023
TABLE 20 (CONT'D) : EXPORTS, RE-EXPORTS, AND IMPORTS COMMODITY GROUPS, DIVISIONS, AND SECTIONS
FOR TOP 10 TRADING PARTNERS (RM THOUSAND), 2022-2023

GROUP/ DIV/ SECT	NEGARA / COUNTRY	2022			2023		
		EKSPORT	EKSPORT SEMULA	IMPORT	EKSPORT	EKSPORT SEMULA	IMPORT
		EXPORTS	RE-EXPORTS	IMPORTS	EXPORTS	RE-EXPORTS	IMPORTS
GRP 075	SPICES	779	115	42,550	475	47	42,058
GRP 081	FEEDING STUFF FOR ANIMALS (NOT INCLUDING UNMILLED CEREALS)	24,465	614	208,024	17,708	1,163	178,942
GRP 091	MARGARINE AND SHORTENING	4	4	27,333	-	166	24,029
GRP 098	EDIBLE PRODUCTS AND PREPARATIONS, N.E.S.	20,860	4,767	1,062,861	20,333	7,060	1,059,638
GRP 111	NON-ALCOHOLIC BEVERAGES, N.E.S.	217	-	538,165	39	135	527,059
GRP 112	ALCOHOLIC BEVERAGES	136	136	369,241	-	1,120	339,834
GRP 121	TOBACCO, UNMANUFACTURED; TOBACCO REFUSE	-	-	29	-	-	-
GRP 122	TOBACCO, MANUFACTURED (WHETHER OR NOT CONTAINING TOBACCO SUBSTITUTES)	16	16	109,591	-	-	92,417
GRP 211	HIDES AND SKINS (EXCEPT FURSKINS), RAW	34	34	89	180	133	13
GRP 212	FURSKINS, RAW (INCLUDING HEADS, TAILS, PAWS AND OTHER PIECES OR CUTTINGS, SUITABLE FOR FURRIERS' USE), OTHER THAN HIDES AND SKINS OF GROUP 211	-	-	-	-	-	2
GRP 222	OIL-SEEDS AND OLEAGINOUS FRUITS OF A KIND USED FOR THE EXTRACTION OF "SOFT" FIXED VEGETABLE OILS (EXCLUDING FLOURS AND MEALS)	-	-	5,176	-	-	14,569
GRP 223	OIL-SEEDS AND OLEAGINOUS FRUITS, WHOLE OR BROKEN, OF A KIND USED FOR THE EXTRACTION OF OTHER FIXED VEGETABLE OILS (INCLUDING FLOURS AND MEALS OF OIL-SEEDS OR OLEAGINOUS FRUIT, N.E.S.)	1,744	5	23,611	2,494	9	28,335
GRP 231	NATURAL RUBBER, BALATA, GUTTA-PERCHA, GUAYULE, CHICLE AND SIMILAR NATURAL GUMS, IN PRIMARY FORMS (INCLUDING LATEX) OR IN PLATES, SHEETS OR STRIP	14,579	-	395	15,792	-	0
GRP 232	SYNTHETIC RUBBER; RECLAIMED RUBBER; WASTE, PARINGS AND SCRAP OF UNHARDENED RUBBER	251	33	920	253	343	1,234
GRP 245	FUEL WOOD (EXCLUDING WOOD WASTE) AND WOOD CHARCOAL	78	78	1,483	-	30	1,344
GRP 246	WOOD IN CHIPS OR PARTICLES AND WOOD WASTE	-	-	1,130	-	-	609
GRP 247	WOOD IN THE ROUGH, WHETHER OR NOT STRIPPED OF BARK OR SAPWOOD, OR ROUGHLY SQUARED	-	-	5	9,907	-	-
GRP 248	WOOD, SIMPLY WORKED, AND RAILWAY SLEEPERS OF WOOD	4,821	137	4,686	5,249	135	4,470
GRP 251	PULP AND WASTE PAPER	13,085	-	111	6,651	-	842
GRP 263	COTTON	-	-	269	-	-	225
GRP 264	JUTE AND OTHER TEXTILE BAST FIBRES, N.E.S., RAW OR PROCESSED BUT NOT SPUN; TOW AND WASTE OF THESE FIBRES (INCLUDING YARN WASTE AND GARNETTED STOCK)	-	-	-	-	-	7
GRP 265	VEGETABLE TEXTILE FIBRES (OTHER THAN COTTON AND JUTE), RAW OR PROCESSED BUT NOT SPUN; WASTE OF THESE FIBRES	-	-	274	-	-	97
GRP 266	SYNTHETIC FIBRES SUITABLE FOR SPINNING	6	6	1,142	-	10	1,003
GRP 267	OTHER MAN-MADE FIBRES SUITABLE FOR SPINNING; WASTE OF MAN-MADE FIBRES	-	-	6	-	-	-
GRP 269	WORN CLOTHING AND OTHER WORN TEXTILE ARTICLES; RAGS	9,511	9,511	25,627	-	6,241	25,091
GRP 272	FERTILIZERS, CRUDE, OTHER THAN THOSE OF DIVISION 56	430	-	4,011	287	-	1,850
GRP 273	STONE, SAND AND GRAVEL	52	-	4,362	92	167	7,417
GRP 274	SULPHUR AND UNROASTED IRON PYRITES	-	-	-	-	-	5
GRP 277	NATURAL ABRASIVES, N.E.S. (INCLUDING INDUSTRIAL DIAMONDS)	11	11	555	4	133	678
GRP 278	OTHER CRUDE MINERALS	3,329	1,954	14,699	-	1,616	16,544
GRP 281	IRON ORE AND CONCENTRATES	-	-	315	-	-	-
GRP 282	FERROUS WASTE AND SCRAP; REMELTING SCRAP INGOTS OF IRON OR STEEL	204,697	364	360	165,859	563	637
GRP 283	COPPER ORES AND CONCENTRATES; COPPER MATTES; CEMENT COPPER	-	-	4	-	-	-
GRP 285	ALUMINIUM ORES AND CONCENTRATES (INCLUDING ALUMINA)	4	4	429	-	-	-
GRP 288	NON-FERROUS BASE METAL WASTE AND SCRAP, N.E.S.	109,245	1,127	32	143,334	717	3,821
GRP 289	ORES AND CONCENTRATES OF PRECIOUS METALS; WASTE, SCRAP AND SWEEPINGS OF PRECIOUS METALS (OTHER THAN OF GOLD)	93	93	-	-	175	-
GRP 291	CRUDE ANIMAL MATERIALS, N.E.S.	30	-	304	48	-	398

JADUAL 20 (SAMB) : EKSPORT, EKSPORT SEMULA DAN IMPORT MENGIKUT KUMPULAN, BAHAGIAN, DAN SEKSYEN BARANGAN
BAGI 10 RAKAN DAGANGAN UTAMA (RM RIBU), 2022-2023
TABLE 20 (CONT'D) : EXPORTS, RE-EXPORTS, AND IMPORTS COMMODITY GROUPS, DIVISIONS, AND SECTIONS
FOR TOP 10 TRADING PARTNERS (RM THOUSAND), 2022-2023

GROUP/ DIV/ SECT	NEGARA / COUNTRY	2022			2023		
		EKSPORT	EKSPORT SEMULA	IMPORT	EKSPORT	EKSPORT SEMULA	IMPORT
		EXPORTS	RE-EXPORTS	IMPORTS	EXPORTS	RE-EXPORTS	IMPORTS
GRP 292	CRUDE VEGETABLE MATERIALS, N.E.S.	384	217	16,199	5	104	19,797
GRP 321	COAL, WHETHER OR NOT PULVERIZED, BUT NOT AGGLOMERATED	-	-	-	-	-	59
GRP 322	BRIQUETTES, LIGNITE AND PEAT	-	-	543	-	45	977
GRP 333	PETROLEUM OILS AND OILS OBTAINED FROM BITUMINOUS MINERALS, CRUDE	21,594,287	-	13	18,523,636	2	24
GRP 334	PETROLEUM OILS AND OILS OBTAINED FROM BITUMINOUS MINERALS (OTHER THAN CRUDE); PREPARATIONS, N.E.S., CONTAINING BY WEIGHT 70% OR MORE OF PETROLEUM OILS OR OF OILS OBTAINED FROM BITUMINOUS MINERALS, THESE OILS BEING THE BASIC CONSTITUENTS OF THE PREPARATION	5,494	3,433	4,425,410	2,106	8,539	4,485,390
GRP 335	RESIDUAL PETROLEUM PRODUCTS, N.E.S., AND RELATED MATERIALS	16	16	12,052	-	17	66,604
GRP 342	LIQUEFIED PROPANE AND BUTANE	6	6	319,008	-	53	333,782
GRP 343	NATURAL GAS, WHETHER OR NOT LIQUEFIED	-	-	-	-	-	2,088
GRP 344	PETROLEUM GASES AND OTHER GASEOUS HYDROCARBONS, N.E.S.	1	1	283	-	10	7,519
GRP 411	ANIMAL OILS AND FATS	-	-	15	-	162	26
GRP 421	FIXED VEGETABLE FATS AND OILS, "SOFT", CRUDE, REFINED OR FRACTIONATED	17	14	9,425	-	5	6,409
GRP 422	FIXED VEGETABLE FATS AND OILS, CRUDE, REFINED OR FRACTIONATED, OTHER THAN "SOFT"	1,398,022	-	106,348	1,381,664	-	77,310
GRP 431	ANIMAL OR VEGETABLE FATS AND OILS, PROCESSED; WAXES; INEDIBLE MIXTURES OR PREPARATIONS OF ANIMAL OR VEGETABLE FATS OR OILS, N.E.S.	118,409	1,446	1,064	68,003	1,068	25,080
GRP 511	HYDROCARBONS, N.E.S., AND THEIR HALOGENATED, SULPHONATED, NITRATED OR NITROSATED DERIVATIVES	12	12	4,678	2	157	6,798
GRP 512	ALCOHOLS, PHENOLS, PHENOL-ALCOHOLS, AND THEIR HALOGENATED, SULPHONATED, NITRATED OR NITROSATED DERIVATIVES	341,807	1	11,222	300,486	25	4,889
GRP 513	CARBOXYLIC ACIDS AND THEIR ANHYDRIDES, HALIDES, PEROXIDES AND PEROXYACIDS; THEIR HALOGENATED, SULPHONATED, NITRATED OR NITROSATED DERIVATIVES	94	94	9,028	-	315	4,219
GRP 514	NITROGEN-FUNCTION COMPOUNDS	345	345	33,000	-	7	31,913
GRP 515	ORGANO-INORGANIC COMPOUNDS, HETEROCYCLIC COMPOUNDS, NUCLEIC ACIDS AND THEIR SALTS, AND SULPHONAMIDES	23	23	3,965	-	31	3,300
GRP 516	OTHER ORGANIC CHEMICALS	30	30	3,664	-	1,014	7,090
GRP 522	INORGANIC CHEMICAL ELEMENTS, OXIDES AND HALOGEN SALTS	1,150	1,148	42,880	10	506	35,942
GRP 523	SALTS AND PEROXYSALTS, OF INORGANIC ACIDS AND METALS	591	591	60,605	-	611	58,130
GRP 524	OTHER INORGANIC CHEMICALS; ORGANIC AND INORGANIC COMPOUNDS OF PRECIOUS METALS	240	240	3,648	-	-	2,572
GRP 525	RADIOACTIVE AND ASSOCIATED MATERIALS	689	689	2,414	-	5,499	1,625
GRP 531	SYNTHETIC ORGANIC COLOURING MATTER AND COLOUR LAKES, AND PREPARATIONS BASED THEREON	-	-	2,806	-	-	3,972
GRP 532	DYEING AND TANNING EXTRACTS, AND SYNTHETIC TANNING MATERIALS	89	89	2,252	-	35	805
GRP 533	PIGMENTS, PAINTS, VARNISHES AND RELATED MATERIALS	549	546	168,179	3	4,751	180,511
GRP 541	MEDICINAL AND PHARMACEUTICAL PRODUCTS, OTHER THAN MEDICAMENTS OF GROUP 542	682	662	144,274	14	398	121,841
GRP 542	MEDICAMENTS (INCLUDING VETERINARY MEDICAMENTS)	1,159	1,134	465,780	-	1,172	462,795
GRP 551	ESSENTIAL OILS, PERFUME AND FLAVOUR MATERIALS	84	84	7,341	-	3,171	6,665
GRP 553	PERFUMERY, COSMETIC OR TOILET PREPARATIONS (EXCLUDING SOAPS)	6,178	6,178	463,761	10	10,904	605,833
GRP 554	SOAP, CLEANSING AND POLISHING PREPARATIONS	40	40	252,862	-	474	264,757
GRP 562	FERTILIZERS (OTHER THAN THOSE OF GROUP 272)	6,789	6,150	153,374	9,091	4,993	149,789
GRP 571	POLYMERS OF ETHYLENE, IN PRIMARY FORMS	246	-	42,591	-	-	40,762
GRP 572	POLYMERS OF STYRENE, IN PRIMARY FORMS	897	887	3,696	20	61	2,001
GRP 573	POLYMERS OF VINYL CHLORIDE OR OF OTHER HALOGENATED OLEFINS, IN PRIMARY FORMS	30	-	2,254	-	-	1,409

JADUAL 20 (SAMB) : EKSPORT, EKSPORT SEMULA DAN IMPORT MENGIKUT KUMPULAN, BAHAGIAN, DAN SEKSYEN BARANGAN
BAGI 10 RAKAN DAGANGAN UTAMA (RM RIBU), 2022-2023
TABLE 20 (CONT'D) : EXPORTS, RE-EXPORTS, AND IMPORTS COMMODITY GROUPS, DIVISIONS, AND SECTIONS
FOR TOP 10 TRADING PARTNERS (RM THOUSAND), 2022-2023

GROUP/ DIV/ SECT	NEGARA / COUNTRY	2022			2023		
		EKSPORT	EKSPORT SEMULA	IMPORT	EKSPORT	EKSPORT SEMULA	IMPORT
		EXPORTS	RE-EXPORTS	IMPORTS	EXPORTS	RE-EXPORTS	IMPORTS
GRP 574	POLYACETALS, OTHER POLYETHERS AND EPOXIDE RESINS, IN PRIMARY FORMS; POLYCARBONATES, ALKYD RESINS, POLYALLYL ESTERS AND OTHER POLYESTERS, IN PRIMARY FORMS	392	33	26,383	390	196	25,707
GRP 575	OTHER PLASTICS, IN PRIMARY FORMS	846	772	51,256	225	1,051	40,001
GRP 579	WASTE, PARINGS AND SCRAP, OF PLASTICS	3,449	-	1,283	3,360	-	1,046
GRP 581	TUBES, PIPES AND HOSES, AND FITTINGS THEREFOR, OF PLASTICS	475	475	82,172	-	799	64,587
GRP 582	PLATES, SHEETS, FILM, FOIL AND STRIP, OF PLASTICS	903	903	52,582	-	793	56,508
GRP 583	MONOFILAMENT OF WHICH ANY CROSS-SECTIONAL DIMENSION EXCEEDS 1 MM, RODS, STICKS AND PROFILE SHAPES, WHETHER OR NOT SURFACE-WORKED BUT NOT OTHERWISE WORKED, OF PLASTICS	-	-	507	-	-	1,133
GRP 591	INSECTICIDES, RODENTICIDES, FUNGICIDES, HERBICIDES, ANTI-SPROUTING PRODUCTS AND PLANT-GROWTH REGULATORS, DISINFECTANTS AND SIMILAR PRODUCTS, PUT UP IN FORMS OR PACKINGS FOR RETAIL SALE OR AS PREPARATIONS OR ARTICLES (E.G., SULPHUR-TREATED BANDS, WICKS AND CANDLES, AND FLY-PAPERS)	645	645	246,476	-	21	220,039
GRP 592	STARCHES, INULIN AND WHEAT GLUTEN; ALBUMINOIDAL SUBSTANCES; GLUES	697	697	17,196	-	1,190	13,734
GRP 593	EXPLOSIVES AND PYROTECHNIC PRODUCTS	1,776	1,776	1,893	-	1,705	2,061
GRP 597	PREPARED ADDITIVES FOR MINERAL OILS AND THE LIKE; PREPARED LIQUIDS FOR HYDRAULIC TRANSMISSION; ANTI-FREEZING PREPARATIONS AND PREPARED DE-ICING FLUIDS; LUBRICATING PREPARATIONS	2,786	2,786	20,179	19	524	20,575
GRP 598	MISCELLANEOUS CHEMICAL PRODUCTS, N.E.S.	4,815	4,815	96,098	-	5,860	97,454
GRP 599	RESIDUAL PRODUCTS OF THE CHEMICAL OR ALLIED INDUSTRIES, N.E.S.; MUNICIPAL WASTE; SEWAGE SLUDGE; OTHER WASTES	10,984	64	2,421	8,137	425	6,633
GRP 611	LEATHER	-	-	14	-	-	6
GRP 612	MANUFACTURES OF LEATHER OR OF COMPOSITION LEATHER, N.E.S.; SADDLERY AND HARNESS	9	9	2,113	-	5	473
GRP 621	MATERIALS OF RUBBER (E.G., PASTES, PLATES, SHEETS, RODS, THREAD, TUBES, OF RUBBER)	2,700	2,562	11,269	-	1,951	13,051
GRP 625	RUBBER TYRES, INTERCHANGEABLE TYRE TREADS, TYRE FLAPS AND INNER TUBES FOR WHEELS OF ALL KINDS	2,083	2,055	115,529	30	1,231	106,968
GRP 629	ARTICLES OF RUBBER, N.E.S.	3,110	2,919	23,814	124	673	24,789
GRP 633	CORK MANUFACTURES	-	-	133	-	-	12
GRP 634	VENEERS, PLYWOOD, PARTICLE BOARD, AND OTHER WOOD, WORKED, N.E.S.	54,906	-	14,270	55,706	271	16,063
GRP 635	WOOD MANUFACTURES, N.E.S.	838	418	13,486	436	800	12,896
GRP 641	PAPER AND PAPERBOARD	922	362	44,710	166	677	35,955
GRP 642	PAPER AND PAPERBOARD, CUT TO SIZE OR SHAPE, AND ARTICLES OF PAPER OR PAPERBOARD	784	784	378,693	62	801	389,004
GRP 651	TEXTILE YARN	-	-	5,417	-	-	4,731
GRP 652	COTTON FABRICS, WOVEN (NOT INCLUDING NARROW OR SPECIAL FABRICS)	3	3	7,752	938	3	15,477
GRP 653	FABRICS, WOVEN, OF MAN-MADE TEXTILE MATERIALS (NOT INCLUDING NARROW OR SPECIAL FABRICS)	-	-	13,779	-	-	10,184
GRP 654	OTHER TEXTILE FABRICS, WOVEN	4	4	1,724	-	15	1,759
GRP 655	KNITTED OR CROCHETED FABRICS (INCLUDING TUBULAR KNIT FABRICS, N.E.S., PILE FABRICS AND OPENWORK FABRICS), N.E.S.	-	-	850	-	-	203
GRP 656	TULLES, LACE, EMBROIDERY, RIBBONS, TRIMMINGS AND OTHER SMALLWARES	-	-	3,475	-	7	3,015
GRP 657	SPECIAL YARNS, SPECIAL TEXTILE FABRICS AND RELATED PRODUCTS	1,171	1,171	54,100	-	272	46,186
GRP 658	MADE-UP ARTICLES, WHOLLY OR CHIEFLY OF TEXTILE MATERIALS, N.E.S.	434	434	62,337	-	1,028	64,476
GRP 659	FLOOR COVERINGS, ETC.	-	-	10,456	-	39	11,893
GRP 661	LIME, CEMENT, AND FABRICATED CONSTRUCTION MATERIALS (EXCEPT GLASS AND CLAY MATERIALS)	197	191	122,367	-	141	72,762
GRP 662	CLAY CONSTRUCTION MATERIALS AND REFRACTORY CONSTRUCTION MATERIALS	80	80	67,463	25	12	50,231
GRP 663	MINERAL MANUFACTURES, N.E.S.	3,024	2,750	90,024	-	2,817	59,359

JADUAL 20 (SAMB) : EKSPORT, EKSPORT SEMULA DAN IMPORT MENGIKUT KUMPULAN, BAHAGIAN, DAN SEKSYEN BARANGAN
BAGI 10 RAKAN DAGANGAN UTAMA (RM RIBU), 2022-2023
TABLE 20 (CONT'D) : EXPORTS, RE-EXPORTS, AND IMPORTS COMMODITY GROUPS, DIVISIONS, AND SECTIONS
FOR TOP 10 TRADING PARTNERS (RM THOUSAND), 2022-2023

GROUP/ DIV/ SECT	NEGARA / COUNTRY	2022			2023		
		EKSPORT	EKSPORT SEMULA	IMPORT	EKSPORT	EKSPORT SEMULA	IMPORT
		EXPORTS	RE-EXPORTS	IMPORTS	EXPORTS	RE-EXPORTS	IMPORTS
GRP 664	GLASS	80	80	18,204	-	60	18,021
GRP 665	GLASSWARE	105	105	6,592	-	44	5,805
GRP 666	POTTERY	48	48	7,085	-	57	15,265
GRP 667	PEARLS AND PRECIOUS OR SEMIPRECIOUS STONES, UNWORKED OR WORKED	-	-	39	-	-	57
GRP 671	PIG-IRON, SPIEGELEISEN, SPONGE IRON, IRON OR STEEL GRANULES AND POWDERS AND FERRO-ALLOYS	40,980	233	52	947	3	142
GRP 672	INGOTS AND OTHER PRIMARY FORMS, OF IRON OR STEEL; SEMI-FINISHED PRODUCTS OF IRON OR STEEL	-	-	36,926	-	-	2,679
GRP 673	FLAT-ROLLED PRODUCTS OF IRON OR NON- ALLOY STEEL, NOT CLAD, PLATED OR COATED	22	22	65,612	-	376	93,663
GRP 674	FLAT-ROLLED PRODUCTS OF IRON OR NON- ALLOY STEEL, CLAD, PLATED OR COATED	36,438	29,797	64,593	-	52,382	54,999
GRP 675	FLAT-ROLLED PRODUCTS OF ALLOY STEEL	16	16	23,709	-	23	14,873
GRP 676	IRON AND STEEL BARS, RODS, ANGLES, SHAPES AND SECTIONS (INCLUDING SHEET PILING)	1,961	1,961	384,092	1,150	7,430	401,991
GRP 677	RAILS OR RAILWAY TRACK CONSTRUCTION MATERIAL, OF IRON OR STEEL	18	18	399	-	-	368
GRP 678	WIRE OF IRON OR STEEL	45	45	17,012	-	-	13,811
GRP 679	TUBES, PIPES AND HOLLOW PROFILES, AND TUBE OR PIPE FITTINGS, OF IRON OR STEEL	12,475	9,509	242,722	13,976	21,539	265,890
GRP 681	SILVER, PLATINUM AND OTHER METALS OF THE PLATINUM GROUP	-	-	6,027	-	445	2,170
GRP 682	COPPER	152	152	3,912	269	668	6,457
GRP 683	NICKEL	25	25	1,183	-	97	565
GRP 684	ALUMINIUM	938	866	24,017	143	531	30,122
GRP 685	LEAD	-	-	59	-	-	56
GRP 686	ZINC	-	-	1,074	-	96	621
GRP 687	TIN	-	-	-	-	-	21
GRP 691	STRUCTURES AND PARTS OF STRUCTURES, N.E.S., OF IRON, STEEL OR ALUMINIUM	9,669	9,657	194,599	-	3,810	178,612
GRP 692	METAL CONTAINERS FOR STORAGE OR TRANSPORT	444	434	29,741	-	5,888	28,493
GRP 693	WIRE PRODUCTS (EXCLUDING INSULATED ELECTRICAL WIRING) AND FENCING GRILLS	450	450	46,869	-	1,283	42,736
GRP 694	NAILS, SCREWS, NUTS, BOLTS, RIVETS AND THE LIKE, OF IRON, STEEL, COPPER OR ALUMINIUM	387	387	40,330	-	294	42,765
GRP 695	TOOLS FOR USE IN THE HAND OR IN MACHINES	7,309	7,309	146,852	22	9,347	131,456
GRP 696	CUTLERY	60	60	10,635	-	20	4,847
GRP 697	HOUSEHOLD EQUIPMENT OF BASE METAL, N.E.S.	1,174	1,174	153,004	-	1,599	158,866
GRP 699	MANUFACTURES OF BASE METAL, N.E.S.	17,538	17,538	233,202	40	9,470	206,105
GRP 711	STEAM OR OTHER VAPOUR-GENERATING BOILERS, SUPERHEATED WATER BOILERS, AND AUXILIARY PLANT FOR USE THEREWITH; PARTS THEREOF	80	80	31,713	-	2,172	34,960
GRP 712	STEAM TURBINES AND OTHER VAPOUR TURBINES AND PARTS THEREOF, N.E.S.	304	304	2,168	-	4	6,717
GRP 713	INTERNAL COMBUSTION PISTON ENGINES AND PARTS THEREOF, N.E.S.	6,253	6,253	56,097	-	6,513	46,073
GRP 714	ENGINES AND MOTORS, NON-ELECTRIC (OTHER THAN THOSE OF GROUPS 712, 713 AND 718); PARTS, N.E.S., OF THESE ENGINES AND MOTORS	7,446	7,446	10,456	-	3,111	20,810
GRP 716	ROTATING ELECTRIC PLANT AND PARTS THEREOF, N.E.S.	5,803	5,803	37,903	-	9,247	52,288
GRP 718	POWER-GENERATING MACHINERY AND PARTS THEREOF, N.E.S.	2,082	2,082	4,488	-	6,764	18,166
GRP 721	AGRICULTURAL MACHINERY (EXCLUDING TRACTORS) AND PARTS THEREOF	392	392	24,318	-	920	28,380
GRP 722	TRACTORS (OTHER THAN THOSE OF HEADINGS 744.14 AND 744.15)	899	899	21,363	-	2,203	24,823
GRP 723	CIVIL ENGINEERING AND CONTRACTORS' PLANT AND EQUIPMENT; PARTS THEREOF	64,364	64,364	183,748	-	62,861	196,475
GRP 724	TEXTILE AND LEATHER MACHINERY AND PARTS THEREOF, N.E.S.	306	306	31,114	-	501	29,926
GRP 725	PAPER MILL AND PULP MILL MACHINERY, PAPER-CUTTING MACHINES AND OTHER MACHINERY FOR THE MANUFACTURE OF PAPER ARTICLES; PARTS THEREOF	98	98	543	-	36	899
GRP 726	PRINTING AND BOOKBINDING MACHINERY AND PARTS THEREOF	95	95	6,471	-	147	14,232
GRP 727	FOOD-PROCESSING MACHINES (EXCLUDING DOMESTIC); PARTS THEREOF	406	406	25,648	8	2,180	58,493

JADUAL 20 (SAMB) : EKSPORT, EKSPORT SEMULA DAN IMPORT MENGIKUT KUMPULAN, BAHAGIAN, DAN SEKSYEN BARANGAN
BAGI 10 RAKAN DAGANGAN UTAMA (RM RIBU), 2022-2023
TABLE 20 (CONT'D) : EXPORTS, RE-EXPORTS, AND IMPORTS COMMODITY GROUPS, DIVISIONS, AND SECTIONS
FOR TOP 10 TRADING PARTNERS (RM THOUSAND), 2022-2023

GROUP/ DIV/ SECT	NEGARA / COUNTRY	2022			2023		
		EKSPORT	EKSPORT SEMULA	IMPORT	EKSPORT	EKSPORT SEMULA	IMPORT
		EXPORTS	RE-EXPORTS	IMPORTS	EXPORTS	RE-EXPORTS	IMPORTS
GRP 728	OTHER MACHINERY AND EQUIPMENT SPECIALIZED FOR PARTICULAR INDUSTRIES; PARTS THEREOF, N.E.S.	19,389	19,389	148,090	-	27,612	144,286
GRP 731	MACHINE TOOLS WORKING BY REMOVING METAL OR OTHER MATERIAL	2,588	2,588	4,491	4	1,883	4,594
GRP 733	MACHINE TOOLS FOR WORKING METAL, SINTERED METAL CARBIDES OR CERMETS, WITHOUT REMOVING MATERIAL	225	225	3,178	-	100	2,414
GRP 735	PARTS, N.E.S., AND ACCESSORIES SUITABLE FOR USE SOLELY OR PRINCIPALLY WITH THE MACHINES FALLING WITHIN GROUPS 731 AND 733 (INCLUDING WORK OR TOOL HOLDERS, SELF-OPENING DIE-HEADS, DIVIDING HEADS AND OTHER SPECIAL ATTACHMENTS FOR MACHINE TOOLS); TOOL HOLDER	1,985	1,985	29,325	-	4,856	56,572
GRP 737	METALWORKING MACHINERY (OTHER THAN MACHINE TOOLS) AND PARTS THEREOF, N.E.S.	694	694	9,480	-	533	8,520
GRP 741	HEATING AND COOLING EQUIPMENT AND PARTS THEREOF, N.E.S.	4,338	4,338	252,153	-	4,657	285,696
GRP 742	PUMPS FOR LIQUIDS, WHETHER OR NOT FITTED WITH A MEASURING DEVICE; LIQUID ELEVATORS; PARTS FOR SUCH PUMPS AND LIQUID ELEVATORS	7,609	7,609	38,934	10	14,837	57,214
GRP 743	PUMPS (OTHER THAN PUMPS FOR LIQUIDS), AIR OR OTHER GAS COMPRESSORS AND FANS; VENTILATING OR RECYCLING HOODS INCORPORATING A FAN, WHETHER OR NOT FITTED WITH FILTERS; CENTRIFUGES; FILTERING OR PURIFYING APPARATUS; PARTS THEREOF	12,315	12,315	267,775	3	16,007	302,286
GRP 744	MECHANICAL HANDLING EQUIPMENT AND PARTS THEREOF, N.E.S.	10,194	10,194	111,478	-	6,615	101,693
GRP 745	NON-ELECTRICAL MACHINERY, TOOLS AND MECHANICAL APPARATUS AND PARTS THEREOF, N.E.S.	4,360	4,360	60,410	-	3,657	52,362
GRP 746	BALL- OR ROLLER BEARINGS	190	190	17,696	-	204	12,275
GRP 747	TAPS, COCKS, VALVES AND SIMILAR APPLIANCES FOR PIPES, BOILER SHELLS, TANKS, VATS OR THE LIKE, INCLUDING PRESSURE-REDUCING VALVES AND THERMOSTATICALLY CONTROLLED VALVES	4,994	4,994	61,526	-	39,451	77,826
GRP 748	TRANSMISSION SHAFTS (INCLUDING CAMSHAFTS AND CRANKSHAFTS) AND CRANKS; BEARING HOUSINGS AND PLAIN SHAFT BEARINGS; GEARS AND GEARING; BALL OR ROLLER SCREWS; GEARBOXES AND OTHER SPEED CHANGERS (INCLUDING TORQUE CONVERTERS); FLYWHEELS AND PULLEYS (INCLUDING PULLEY BLOCKS); CLUTCHES AND SHAFT COUPLINGS (INCLUDING UNIVERSAL JOINTS); ARTICULATED LINK CHAIN; PARTS THEREOF	2,839	2,839	21,368	16	6,141	24,676
GRP 749	NON-ELECTRIC PARTS AND ACCESSORIES OF MACHINERY, N.E.S.	9,096	9,096	67,864	11	10,075	38,363
GRP 751	OFFICE MACHINES	1,455	1,455	51,559	5	2,603	36,297
GRP 752	AUTOMATIC DATA-PROCESSING MACHINES AND UNITS THEREOF; MAGNETIC OR OPTICAL READERS, MACHINES FOR TRANSCRIBING DATA ONTO DATA MEDIA IN CODED FORM AND MACHINES FOR PROCESSING SUCH DATA, N.E.S.	4,648	4,648	110,331	39	3,479	102,739
GRP 759	PARTS AND ACCESSORIES (OTHER THAN COVERS, CARRYING CASES AND THE LIKE) SUITABLE FOR USE SOLELY OR PRINCIPALLY WITH MACHINES FALLING WITHING GROUPS 751 AND 752	5,630	5,630	98,103	-	5,064	133,698
GRP 761	MONITORS AND PROJECTORS, NOT INCORPORATING TELEVISION RECEPTION APPARATUS; RECEPTION APPARATUS FOR TELEVISION, WHETHER OR NOT INCORPORATING RADIO-BROADCAST RECEIVERS OR SOUND OR VIDEO RECORDING OR REPRODUCING APPARATUS	2,461	2,461	108,079	11	1,090	97,865
GRP 762	RECEPTION APPARATUS FOR RADIO-BROADCASTING, WHETHER OR NOT COMBINED, IN THE SAME HOUSING, WITH SOUND RECORDING OR REPRODUCING APPARATUS OR A CLOCK	120	120	4,347	-	4	12,638

JADUAL 20 (SAMB) : EKSPORT, EKSPORT SEMULA DAN IMPORT MENGIKUT KUMPULAN, BAHAGIAN, DAN SEKSYEN BARANGAN
BAGI 10 RAKAN DAGANGAN UTAMA (RM RIBU), 2022-2023
TABLE 20 (CONT'D) : EXPORTS, RE-EXPORTS, AND IMPORTS COMMODITY GROUPS, DIVISIONS, AND SECTIONS
FOR TOP 10 TRADING PARTNERS (RM THOUSAND), 2022-2023

GROUP/ DIV/ SECT	NEGARA / COUNTRY	2022			2023		
		EKSPORT	EKSPORT SEMULA	IMPORT	EKSPORT	EKSPORT SEMULA	IMPORT
		EXPORTS	RE-EXPORTS	IMPORTS	EXPORTS	RE-EXPORTS	IMPORTS
GRP 763	SOUND RECORDING OR REPRODUCING APPARATUS; VIDEO RECORDING OR REPRODUCING APPARATUS; WHETHER OR NOT INCORPORATING A VIDEO TUNER	42	42	619	-	8	503
GRP 764	TELECOMMUNICATIONS EQUIPMENT, N.E.S., AND PARTS, N.E.S., AND ACCESSORIES OF APPARATUS FALLING WITHIN DIVISION 76	25,345	25,345	422,498	-	12,376	402,209
GRP 771	ELECTRIC POWER MACHINERY (OTHER THAN ROTATING ELECTRIC PLANT OF GROUP 716) AND PARTS THEREOF	1,502	1,502	50,385	-	1,686	63,234
GRP 772	ELECTRICAL APPARATUS FOR SWITCHING OR PROTECTING ELECTRICAL CIRCUITS OR FOR MAKING CONNECTIONS TO OR IN ELECTRICAL CIRCUITS (E.G., SWITCHES, RELAYS, FUSES, LIGHTNING ARRESTERS, VOLTAGE LIMITERS, SURGE SUPPRESSORS, PLUGS AND SOCKETS, LAMP-HOLDERS AND JUNCTION BOXES); ELECTRICAL RESISTORS (INCLUDING RHEOSTATS AND POTENTIOMETERS), OTHER THAN HEATING RESISTORS; PRINTED CIRCUITS; BOARDS, PANELS (INCLUDING NUMERICAL CONTROL PANELS), CONSOLES, DESKS, CABINETS AND OTHER BASES, EQUIPPED WITH TWO OR MORE APPARATUS FOR SWITCHING, PROTECTING OR FOR MAKING CONNECTIONS TO OR IN ELECTRICAL CIRCUITS, FOR ELECTRIC CONTROL OR THE DISTRIBUTION OF ELECTRICITY (EXCLUDING SWITCHING APPARATUS OF SUBGROUP 764.1)	13,662	13,662	171,677	273	9,475	208,093
GRP 773	EQUIPMENT FOR DISTRIBUTING ELECTRICITY, N.E.S.	7,307	7,307	276,587	-	6,489	270,116
GRP 774	ELECTRODIAGNOSTIC APPARATUS FOR MEDICAL, SURGICAL, DENTAL OR VETERINARY PURPOSES, AND RADIOLOGICAL APPARATUS	6,086	6,086	17,609	-	1,753	20,106
GRP 775	HOUSEHOLD-TYPE ELECTRICAL AND NON-ELECTRICAL EQUIPMENT, N.E.S.	1,471	1,471	226,733	3	2,741	204,511
GRP 776	THERMIONIC, COLD CATHODE OR PHOTO-CATHODE VALVES AND TUBES (E.G., VACUUM OR VAPOUR OR GAS-FILLED VALVES AND TUBES, MERCURY ARC RECTIFYING VALVES AND TUBES, CATHODE-RAY TUBES, TELEVISION CAMERA TUBES); DIODES, TRANSISTORS AND SIMILAR SEMICONDUCTOR DEVICES;	1,174	1,174	9,969	-	685	9,443
GRP 778	ELECTRICAL MACHINERY AND APPARATUS, N.E.S.	11,079	10,186	110,648	194	17,186	120,677
GRP 781	MOTOR CARS AND OTHER MOTOR VEHICLES PRINCIPALLY DESIGNED FOR THE TRANSPORT OF PERSONS (OTHER THAN MOTOR VEHICLES FOR THE TRANSPORT OF TEN OR MORE PERSONS, INCLUDING THE DRIVER), INCLUDING STATION-WAGONS AND RACING CARS	314,992	314,992	2,919,998	-	285,983	3,236,477
GRP 782	MOTOR VEHICLES FOR THE TRANSPORT OF GOODS AND SPECIAL-PURPOSE MOTOR VEHICLES	47,399	47,399	833,905	-	53,419	1,074,325
GRP 783	ROAD MOTOR VEHICLES, N.E.S.	2,188	2,188	40,755	-	3,227	58,516
GRP 784	PARTS AND ACCESSORIES OF THE MOTOR VEHICLES OF GROUPS 722, 781, 782 AND 783	14,502	14,502	592,535	-	18,297	582,403
GRP 785	MOTOR CYCLES (INCLUDING MOPEDS) AND CYCLES, MOTORIZED AND NON-MOTORIZED; INVALID CARRIAGES	17,445	17,445	377,279	-	18,020	362,874
GRP 786	TRAILERS AND SEMI-TRAILERS; OTHER VEHICLES, NOT MECHANICALLY-PROPELLED; SPECIALLY DESIGNED AND EQUIPPED TRANSPORT CONTAINERS	1,662	1,662	20,415	-	741	23,092
GRP 791	RAILWAY VEHICLES (INCLUDING HOVERTRAINS) AND ASSOCIATED EQUIPMENT	4	4	119	-	861	1,257
GRP 792	AIRCRAFT AND ASSOCIATED EQUIPMENT; SPACECRAFT (INCLUDING SATELLITES) AND SPACECRAFT LAUNCH VEHICLES; PARTS THEREOF	22,804	22,781	36,767	-	34,429	34,884
GRP 793	SHIPS, BOATS (INCLUDING HOVERCRAFT) AND FLOATING STRUCTURES	2,413	2,413	16,109	-	2,746	10,353
GRP 811	PREFABRICATED BUILDINGS	1,224	1,224	6,374	-	1,032	9,852
GRP 812	SANITARY, PLUMBING AND HEATING FIXTURES AND FITTINGS, N.E.S.	9	9	9,489	-	-	10,128

JADUAL 20 (SAMB) : EKSPORT, EKSPORT SEMULA DAN IMPORT MENGIKUT KUMPULAN, BAHAGIAN, DAN SEKSYEN BARANGAN
BAGI 10 RAKAN DAGANGAN UTAMA (RM RIBU), 2022-2023
TABLE 20 (CONT'D) : EXPORTS, RE-EXPORTS, AND IMPORTS COMMODITY GROUPS, DIVISIONS, AND SECTIONS
FOR TOP 10 TRADING PARTNERS (RM THOUSAND), 2022-2023

GROUP/ DIV/ SECT	NEGARA / COUNTRY	2022			2023		
		EKSPORT	EKSPORT SEMULA	IMPORT	EKSPORT	EKSPORT SEMULA	IMPORT
		EXPORTS	RE-EXPORTS	IMPORTS	EXPORTS	RE-EXPORTS	IMPORTS
GRP 813	LIGHTING FIXTURES AND FITTINGS, N.E.S.	226	226	38,505	5	240	41,114
GRP 821	FURNITURE AND PARTS THEREOF; BEDDING, MATTRESSES, MATTRESS SUPPORTS, CUSHIONS AND SIMILAR STUFFED FURNISHINGS	922	468	267,351	397	1,235	248,315
GRP 831	TRUNKS, SUITCASES, VANITY CASES, EXECUTIVE CASES, BRIEFCASES, SCHOOL SATCHES, SPECTACLE CASES, BINOCULAR CASES, CAMERA CASES, MUSICAL INSTRUMENT CASES, GUN CASES, HOLSTERS AND SIMILAR CONTAINERS; TRAVELLING BAGS, INSULATED FOOD OR BEVERAGES BAGS, TOILET BAGS, RUCKSACKS, HANDBAGS, SHOPPING BAGS, WALLETS, PURSES, MAP CASES, CIGARETTE CASES, TOBACCO POUCHES, TOOL BAGS, SPORTS BAGS, BOTTLE CASES, JEWELLERY BOXES, POWDER BOXES, CUTLERY CASES AND SIMILAR CONTAINERS, OF LEATHER OR OF COMPOSITION LEATHER, OF SHEETING OF PLASTICS, OF TEXTILE MATERIALS, OF VULCANIZED FIBRE OR OF PAPERBOARD, OR WHOLLY OR MAINLY COVERED WITH SUCH MATERIALS OR WITH PAPER; TRAVEL SETS FOR PERSONAL TOILET, SEWING OR SHOE OR CLOTHES CLEANING.	901	901	38,969	-	1,368	54,599
GRP 841	MEN'S OR BOYS' COATS, CAPES, JACKETS, SUITS, BLAZERS, TROUSERS, SHORTS, SHIRTS, UNDERWEAR, NIGHTWEAR AND SIMILAR ARTICLES OF TEXTILE FABRICS, NOT KNITTED OR CROCHETED (OTHER THAN THOSE OF SUBGROUP 845.2)	353	353	73,534	-	355	143,851
GRP 842	WOMEN'S OR GIRLS' COATS, CAPES, JACKETS, SUITS, TROUSERS, SHORTS, SHIRTS, DRESSES AND SKIRTS, UNDERWEAR, NIGHTWEAR AND SIMILAR ARTICLES OF TEXTILE FABRICS, NOT KNITTED OR CROCHETED (OTHER THAN THOSE OF SUBGROUP 845.2)	766	766	58,207	-	1,119	35,512
GRP 843	MEN'S OR BOYS' COATS, CAPES, JACKETS, SUITS, BLAZERS, TROUSERS, SHORTS, SHIRTS, UNDERWEAR, NIGHTWEAR AND SIMILAR ARTICLES OF TEXTILE FABRICS, KNITTED OR CROCHETED (OTHER THAN THOSE OF SUBGROUP 845.2)	18	18	9,098	-	106	13,279
GRP 844	WOMEN'S OR GIRLS' COATS, CAPES, JACKETS, SUITS, TROUSERS, SHORTS, SHIRTS, DRESSES AND SKIRTS, UNDERWEAR, NIGHTWEAR AND SIMILAR ARTICLES OF TEXTILE FABRICS, KNITTED OR CROCHETED (OTHER THAN THOSE OF SUBGROUP 845.2)	-	-	43,028	-	30	48,129
GRP 845	ARTICLES OF APPAREL, OF TEXTILE FABRICS, WHETHER OR NOT KNITTED OR CROCHETED, N.E.S.	4,197	4,197	371,000	-	9,015	416,055
GRP 846	CLOTHING ACCESSORIES, OF TEXTILE FABRICS, WHETHER OR NOT KNITTED OR CROCHETED (OTHER THAN THOSE FOR BABIES)	1,980	1,980	95,484	-	2,348	209,969
GRP 848	ARTICLES OF APPAREL AND CLOTHING ACCESSORIES OF OTHER THAN TEXTILE FABRICS; HEADGEAR OF ALL MATERIALS	116	116	20,445	-	341	26,156
GRP 851	FOOTWEAR	690	690	122,219	-	1,022	129,584
GRP 871	OPTICAL INSTRUMENTS AND APPARATUS, N.E.S.	556	556	1,908	-	235	1,203
GRP 872	INSTRUMENTS AND APPLIANCES, N.E.S., FOR MEDICAL, SURGICAL, DENTAL OR VETERINARY PURPOSES	9,414	9,414	130,143	-	14,046	109,309
GRP 873	METERS AND COUNTERS, N.E.S.	50	50	12,855	-	294	12,980
GRP 874	MEASURING, CHECKING, ANALYSING AND CONTROLLING INSTRUMENTS AND APPARATUS, N.E.S.	39,135	39,128	73,047	894	48,488	114,488
GRP 881	PHOTOGRAPHIC APPARATUS AND EQUIPMENT, N.E.S.	990	990	3,822	-	868	4,825
GRP 882	PHOTOGRAPHIC AND CINEMATOGRAPHIC SUPPLIES	5	5	3,359	-	-	4,578
GRP 884	OPTICAL GOODS, N.E.S.	162	162	4,676	-	157	6,114
GRP 885	WATCHES AND CLOCKS	749	749	11,217	-	975	13,829
GRP 891	ARMS AND AMMUNITION	24	24	1,157	-	177	5,982
GRP 892	PRINTED MATTER	11,450	8,653	97,856	1,271	9,590	111,956
GRP 893	ARTICLES, N.E.S., OF PLASTICS	6,351	4,629	615,941	2,309	6,562	499,297
GRP 894	BABY CARRIAGES, TOYS, GAMES AND SPORTING GOODS	2,059	2,059	129,272	2	1,772	196,663

JADUAL 20 (SAMB) : EKSPORT, EKSPORT SEMULA DAN IMPORT MENGIKUT KUMPULAN, BAHAGIAN, DAN SEKSYEN BARANGAN
BAGI 10 RAKAN DAGANGAN UTAMA (RM RIBU), 2022-2023
TABLE 20 (CONT'D) : EXPORTS, RE-EXPORTS, AND IMPORTS COMMODITY GROUPS, DIVISIONS, AND SECTIONS
FOR TOP 10 TRADING PARTNERS (RM THOUSAND), 2022-2023

GROUP/ DIV/ SECT	NEGARA / COUNTRY	2022			2023		
		EKSPORT	EKSPORT SEMULA	IMPORT	EKSPORT	EKSPORT SEMULA	IMPORT
		EXPORTS	RE-EXPORTS	IMPORTS	EXPORTS	RE-EXPORTS	IMPORTS
GRP 895	OFFICE AND STATIONERY SUPPLIES, N.E.S.	25	25	19,350	-	69	21,828
GRP 896	WORKS OF ART, COLLECTORS' PIECES AND ANTIQUES	306	306	266	-	38	467
GRP 897	JEWELLERY, GOLDSMITHS' AND SILVERSMITHS' WARES, AND OTHER ARTICLES OF PRECIOUS OR SEMIPRECIOUS MATERIALS, N.E.S.	2,412	2,412	99,325	-	823	5,862
GRP 898	MUSICAL INSTRUMENTS AND PARTS AND ACCESSORIES THEREOF; RECORDS, TAPES AND OTHER SOUND OR SIMILAR RECORDINGS (EXCLUDING GOODS OF GROUPS 763 AND 883)	274	274	10,127	-	1,397	14,554
GRP 899	MISCELLANEOUS MANUFACTURED ARTICLES, N.E.S.	597	523	37,230	6	164	36,503
GRP 931	SPECIAL TRANSACTIONS AND COMMODITIES NOT CLASSIFIED ACCORDING TO KIND	6,101	3,068	41,337	4,672	12,889	56,439
GRP 961	COIN (OTHER THAN GOLD COIN), NOT BEING LEGAL TENDER	-	-	12,584	-	2,106	8,523
GRP 971	GOLD, NON-MONETARY (EXCLUDING GOLD ORES AND CONCENTRATES)	51	51	1,058	61,434	-	893
DIV 00	LIVE ANIMALS OTHER THAN ANIMALS OF DIVISION 03	172	169	9,923	10	796	11,389
DIV 01	MEAT AND MEAT PREPARATIONS	1,200	890	277,186	299	1,416	379,146
DIV 02	DAIRY PRODUCTS AND BIRDS' EGGS	5,945	959	224,390	3,254	1,350	242,665
DIV 03	FISH (NOT MARINE MAMMALS), CRUSTACEANS, MOLLUSCS AND AQUATIC INVERTEBRATES, AND PREPARATIONS THEREOF	169,713	1,924	107,007	157,915	8,039	98,277
DIV 04	CEREALS AND CEREAL PREPARATIONS	2,531	503	558,326	2,094	941	583,083
DIV 05	VEGETABLES AND FRUIT	36,346	618	167,063	29,695	1,275	179,959
DIV 06	SUGARS, SUGAR PREPARATIONS AND HONEY	104	96	241,809	-	18	260,795
DIV 07	COFFEE, TEA, COCOA, SPICES, AND MANUFACTURES THEREOF	4,279	341	318,755	3,692	261	343,537
DIV 08	FEEDING STUFF FOR ANIMALS (NOT INCLUDING UNMILLED CEREALS)	24,465	614	208,024	17,708	1,163	178,942
DIV 09	MISCELLANEOUS EDIBLE PRODUCTS AND PREPARATIONS	20,863	4,771	1,090,194	20,333	7,226	1,083,668
DIV 11	BEVERAGES	353	136	907,406	39	1,256	866,893
DIV 12	TOBACCO AND TOBACCO MANUFACTURES	16	16	109,620	-	-	92,417
DIV 21	HIDES, SKINS AND FURSKINS, RAW	34	34	89	180	133	15
DIV 22	OIL-SEEDS AND OLEAGINOUS FRUITS	1,744	5	28,787	2,494	9	42,904
DIV 23	CRUDE RUBBER (INCLUDING SYNTHETIC AND RECLAIMED)	14,830	33	1,315	16,046	343	1,234
DIV 24	CORK AND WOOD	4,899	216	7,304	15,156	165	6,423
DIV 25	PULP AND WASTE PAPER	13,085	-	111	6,651	-	842
DIV 26	TEXTILE FIBRES (OTHER THAN WOOL TOPS AND OTHER COMBED WOOL) AND THEIR WASTES (NOT MANUFACTURED INTO YARN OR FABRIC)	9,516	9,516	27,318	-	6,251	26,423
DIV 27	CRUDE FERTILIZERS, OTHER THAN THOSE OF DIVISION 56, AND CRUDE MINERALS (EXCLUDING COAL, PETROLEUM AND PRECIOUS STONES)	3,821	1,964	23,627	384	1,916	26,494
DIV 28	METALLIFEROUS ORES AND METAL SCRAP	314,039	1,589	1,141	309,193	1,456	4,457
DIV 29	CRUDE ANIMAL AND VEGETABLE MATERIALS, N.E.S.	413	217	16,503	53	104	20,195
DIV 32	COAL, COKE AND BRIQUETTES	-	-	543	-	45	1,035
DIV 33	PETROLEUM, PETROLEUM PRODUCTS AND RELATED MATERIALS	21,599,797	3,448	4,437,475	18,525,742	8,558	4,552,018
DIV 34	GAS, NATURAL AND MANUFACTURED	7	7	319,291	-	63	343,390
DIV 41	ANIMAL OILS AND FATS	-	-	15	-	162	26
DIV 42	FIXED VEGETABLE FATS AND OILS, CRUDE, REFINED OR FRACTIONATED	1,398,039	14	115,773	1,381,664	5	83,719
DIV 43	ANIMAL OR VEGETABLE FATS AND OILS, PROCESSED; WAXES OF ANIMAL OR VEGETABLE ORIGIN; INEDIBLE MIXTURES OR PREPARATIONS OF ANIMAL OR VEGETABLE FATS OR OILS, N.E.S.	118,409	1,446	1,064	68,003	1,068	25,080
DIV 51	ORGANIC CHEMICALS	342,310	504	65,557	300,488	1,548	58,209
DIV 52	INORGANIC CHEMICALS	2,670	2,668	109,548	10	6,616	98,269
DIV 53	DYEING, TANNING AND COLOURING MATERIALS	637	634	173,237	3	4,785	185,287
DIV 54	MEDICINAL AND PHARMACEUTICAL PRODUCTS	1,841	1,796	610,055	14	1,570	584,636
DIV 55	ESSENTIAL OILS AND RESINOIDS AND PERFUME MATERIALS; TOILET, POLISHING AND CLEANSING PREPARATIONS	6,301	6,301	723,964	10	14,549	877,256

JADUAL 20 (SAMB) : EKSPORT, EKSPORT SEMULA DAN IMPORT MENGIKUT KUMPULAN, BAHAGIAN, DAN SEKSYEN BARANGAN
BAGI 10 RAKAN DAGANGAN UTAMA (RM RIBU), 2022-2023
TABLE 20 (CONT'D) : EXPORTS, RE-EXPORTS, AND IMPORTS COMMODITY GROUPS, DIVISIONS, AND SECTIONS
FOR TOP 10 TRADING PARTNERS (RM THOUSAND), 2022-2023

GROUP/ DIV/ SECT	NEGARA / COUNTRY	2022			2023		
		EKSPORT	EKSPORT SEMULA	IMPORT	EKSPORT	EKSPORT SEMULA	IMPORT
		EXPORTS	RE-EXPORTS	IMPORTS	EXPORTS	RE-EXPORTS	IMPORTS
DIV 56	FERTILIZERS (OTHER THAN THOSE OF GROUP 272)	6,789	6,150	153,374	9,091	4,993	149,789
DIV 57	PLASTICS IN PRIMARY FORMS	5,860	1,692	127,464	3,995	1,307	110,925
DIV 58	PLASTICS IN NON-PRIMARY FORMS	1,379	1,379	135,261	-	1,592	122,228
DIV 59	CHEMICAL MATERIALS AND PRODUCTS, N.E.S.	21,704	10,784	384,264	8,156	9,725	360,497
DIV 61	LEATHER, LEATHER MANUFACTURES, N.E.S., AND DRESSED FURSKINS	9	9	2,126	-	5	479
DIV 62	RUBBER MANUFACTURES, N.E.S.	7,893	7,537	150,612	154	3,856	144,808
DIV 63	CORK AND WOOD MANUFACTURES (EXCLUDING FURNITURE)	55,744	418	27,889	56,142	1,071	28,971
DIV 64	PAPER, PAPERBOARD AND ARTICLES OF PAPER PULP, OF PAPER OR OF PAPERBOARD	1,706	1,147	423,403	228	1,478	424,959
DIV 65	TEXTILE YARN, FABRICS, MADE-UP ARTICLES, N.E.S., AND RELATED PRODUCTS	1,612	1,612	159,891	938	1,365	157,923
DIV 66	NON-METALLIC MINERAL MANUFACTURES, N.E.S.	3,533	3,253	311,773	25	3,131	221,499
DIV 67	IRON AND STEEL	91,954	41,599	835,117	16,072	81,752	848,417
DIV 68	NON-FERROUS METALS	1,115	1,044	36,272	412	1,837	40,012
DIV 69	MANUFACTURES OF METALS, N.E.S.	37,031	37,008	855,231	62	31,712	793,879
DIV 71	POWER-GENERATING MACHINERY AND EQUIPMENT	21,968	21,968	142,825	-	27,811	179,016
DIV 72	MACHINERY SPECIALIZED FOR PARTICULAR INDUSTRIES	85,948	85,948	441,295	8	96,460	497,512
DIV 73	METALWORKING MACHINERY	5,491	5,491	46,474	4	7,372	72,100
DIV 74	GENERAL INDUSTRIAL MACHINERY AND EQUIPMENT, N.E.S., AND MACHINE PARTS, N.E.S.	55,935	55,935	899,203	39	101,645	952,389
DIV 75	OFFICE MACHINES AND AUTOMATIC DATA-PROCESSING MACHINES	11,734	11,734	259,994	45	11,146	272,734
DIV 76	TELECOMMUNICATIONS AND SOUND-RECORDING AND REPRODUCING APPARATUS AND EQUIPMENT	27,968	27,968	535,543	11	13,477	513,216
DIV 77	ELECTRICAL MACHINERY, APPARATUS AND APPLIANCES, N.E.S., AND ELECTRICAL PARTS THEREOF (INCLUDING NON-ELECTRICAL COUNTERPARTS, N.E.S., OF ELECTRICAL HOUSEHOLD-TYPE EQUIPMENT)	42,282	41,389	863,608	470	40,014	896,181
DIV 78	ROAD VEHICLES (INCLUDING AIR-CUSHION VEHICLES)	398,189	398,189	4,784,886	-	379,686	5,337,686
DIV 79	OTHER TRANSPORT EQUIPMENT	25,221	25,198	52,995	-	38,036	46,494
DIV 81	PREFABRICATED BUILDINGS; SANITARY, PLUMBING, HEATING AND LIGHTING FIXTURES AND FITTINGS, N.E.S.	1,458	1,458	54,369	5	1,272	61,095
DIV 82	FURNITURE AND PARTS THEREOF; BEDDING, MATTRESSES, MATTRESS SUPPORTS, CUSHIONS AND SIMILAR STUFFED FURNISHINGS	922	468	267,351	397	1,235	248,315
DIV 83	TRAVEL GOODS, HANDBAGS AND SIMILAR CONTAINERS	901	901	38,969	-	1,368	54,599
DIV 84	ARTICLES OF APPAREL AND CLOTHING ACCESSORIES	7,430	7,430	670,795	-	13,314	892,951
DIV 85	FOOTWEAR	690	690	122,219	-	1,022	129,584
DIV 87	PROFESSIONAL, SCIENTIFIC AND CONTROLLING INSTRUMENTS AND APPARATUS, N.E.S.	49,156	49,149	217,953	894	63,063	237,981
DIV 88	PHOTOGRAPHIC APPARATUS, EQUIPMENT AND SUPPLIES AND OPTICAL GOODS, N.E.S.; WATCHES AND CLOCKS	1,906	1,906	23,073	-	2,000	29,345
DIV 89	MISCELLANEOUS MANUFACTURED ARTICLES, N.E.S.	23,498	18,905	1,010,524	3,587	20,593	893,111
DIV 93	SPECIAL TRANSACTIONS AND COMMODITIES NOT CLASSIFIED ACCORDING TO KIND	6,101	3,068	41,337	4,672	12,889	56,439
DIV 96	COIN (OTHER THAN GOLD COIN), NOT BEING LEGAL TENDER	-	-	12,584	-	2,106	8,523
DIV 97	GOLD, NON-MONETARY (EXCLUDING GOLD ORES AND CONCENTRATES)	51	51	1,058	61,434	-	893
SECT 0	FOOD AND LIVE ANIMALS	265,620	10,886	3,202,677	235,001	22,484	3,361,461
SECT 1	BEVERAGES AND TOBACCO	369	152	1,017,026	39	1,256	959,310
SECT 2	CRUDE MATERIALS, INEDIBLE, EXCEPT FUELS	362,383	13,575	106,194	350,156	10,376	128,987
SECT 3	MINERAL FUELS, LUBRICANTS AND RELATED MATERIALS	21,599,804	3,455	4,757,310	18,525,742	8,665	4,896,443
SECT 4	ANIMAL AND VEGETABLE OILS, FATS AND WAXES	1,516,447	1,460	116,852	1,449,668	1,235	108,826
SECT 5	CHEMICALS AND RELATED PRODUCTS, N.E.S.	389,492	31,909	2,482,722	321,767	46,685	2,547,096

JADUAL 20 (SAMB) : EKSPORT, EKSPORT SEMULA DAN IMPORT MENGIKUT KUMPULAN, BAHAGIAN, DAN SEKSYEN BARANGAN
BAGI 10 RAKAN DAGANGAN UTAMA (RM RIBU), 2022-2023
TABLE 20 (CONT'D) : EXPORTS, RE-EXPORTS, AND IMPORTS COMMODITY GROUPS, DIVISIONS, AND SECTIONS
FOR TOP 10 TRADING PARTNERS (RM THOUSAND), 2022-2023

GROUP/ DIV/ SECT	NEGARA / COUNTRY	2022			2023		
		EKSPORT	EKSPORT SEMULA	IMPORT	EKSPORT	EKSPORT SEMULA	IMPORT
		EXPORTS	RE-EXPORTS	IMPORTS	EXPORTS	RE-EXPORTS	IMPORTS
SECT 6	MANUFACTURED GOODS CLASSIFIED CHIEFLY BY MATERIAL	200,598	93,627	2,802,315	74,034	126,206	2,660,948
SECT 7	MACHINERY AND TRANSPORT EQUIPMENT	674,736	673,820	8,026,823	577	715,646	8,767,329
SECT 8	MISCELLANEOUS MANUFACTURED ARTICLES	85,961	80,907	2,405,252	4,884	103,867	2,546,981
SECT 9	COMMODITIES AND TRANSACTIONS NOT CLASSIFIED ELSEWHERE IN THE SITC	6,151	3,118	54,980	66,106	14,995	65,856
	CHINA						
	JUMLAH/TOTAL	8,525,817	9,904	3,714,977	7,553,064	14,892	4,208,724
GRP 001	LIVE ANIMALS OTHER THAN ANIMALS OF DIVISION 03	-	-	58	-	-	3
GRP 011	MEAT OF BOVINE ANIMALS, FRESH, CHILLED OR FROZEN	-	-	197	-	-	214
GRP 012	OTHER MEAT AND EDIBLE MEAT OFFAL, FRESH, CHILLED OR FROZEN (EXCEPT MEAT AND MEAT OFFAL UNFIT OR UNSUITABLE FOR HUMAN CONSUMPTION)	-	-	-	-	-	34
GRP 017	MEAT AND EDIBLE MEAT OFFAL, PREPARED OR PRESERVED, N.E.S.	-	-	4,056	-	-	5,332
GRP 022	MILK AND CREAM AND MILK PRODUCTS OTHER THAN BUTTER OR CHEESE	-	-	87	282	183	397
GRP 034	FISH, FRESH (LIVE OR DEAD), CHILLED OR FROZEN	11,416	-	6,232	13,584	204	3,704
GRP 035	FISH, DRIED, SALTED OR IN BRINE; SMOKED FISH (WHETHER OR NOT COOKED BEFORE OR DURING THE SMOKING PROCESS); FLOURS, MEALS AND PELLETS OF FISH, FIT FOR HUMAN CONSUMPTION	-	-	53	-	-	23
GRP 036	CRUSTACEANS, MOLLUSCS AND AQUATIC INVERTEBRATES, WHETHER IN SHELL OR NOT, FRESH (LIVE OR DEAD), CHILLED, FROZEN, DRIED, SALTED OR IN BRINE; CRUSTACEANS, IN SHELL, COOKED BY STEAMING OR BOILING IN WATER, WHETHER OR NOT CHILLED, FROZEN, DRIED, SALTED OR IN	83,507	47	5,145	86,245	-	3,837
GRP 037	FISH, CRUSTACEANS, MOLLUSCS AND OTHER AQUATIC INVERTEBRATES, PREPARED OR PRESERVED, N.E.S.	-	-	18,295	-	-	15,114
GRP 043	BARLEY, UNMILLED	-	-	5	-	-	-
GRP 044	MAIZE (NOT INCLUDING SWEET CORN), UNMILLED	-	-	80	-	-	22
GRP 046	MEAL AND FLOUR OF WHEAT AND FLOUR OF MESLIN	-	-	653	-	-	1,532
GRP 047	OTHER CEREAL MEALS AND FLOURS	-	-	13,874	-	-	15,410
GRP 048	CEREAL PREPARATIONS AND PREPARATIONS OF FLOUR OR STARCH OF FRUITS OR VEGETABLES	89	89	14,401	35	46	13,065
GRP 054	VEGETABLES, FRESH, CHILLED, FROZEN OR SIMPLY PRESERVED (INCLUDING DRIED LEGUMINOUS VEGETABLES); ROOTS, TUBERS AND OTHER EDIBLE VEGETABLE PRODUCTS, N.E.S., FRESH OR DRIED	-	-	103,816	-	-	104,615
GRP 056	VEGETABLES, ROOTS AND TUBERS, PREPARED OR PRESERVED, N.E.S.	-	-	10,790	-	-	12,170
GRP 057	FRUIT AND NUTS (NOT INCLUDING OIL NUTS), FRESH OR DRIED	-	-	66,992	-	-	56,538
GRP 058	FRUIT, PRESERVED, AND FRUIT PREPARATIONS (EXCLUDING FRUIT JUICES)	-	-	9,345	-	-	7,841
GRP 059	FRUIT JUICES (INCLUDING GRAPE MUST) AND VEGETABLE JUICES, UNFERMENTED AND NOT CONTAINING ADDED SPIRIT, WHETHER OR NOT CONTAINING ADDED SUGAR OR OTHER SWEETENING MATTER	-	-	15	-	-	24
GRP 061	SUGARS, MOLASSES AND HONEY	-	-	1,177	-	-	1,516
GRP 062	SUGAR CONFECTIONERY	-	-	8,462	-	-	8,275
GRP 071	COFFEE AND COFFEE SUBSTITUTES	-	-	4	-	-	268
GRP 072	COCOA	832	-	-	848	-	-
GRP 073	CHOCOLATE AND OTHER FOOD PREPARATIONS CONTAINING COCOA, N.E.S.	-	-	389	453	-	749
GRP 074	TEA AND MATÉ	-	-	111	-	-	131
GRP 075	SPICES	-	-	18,675	-	-	29,126
GRP 081	FEEDING STUFF FOR ANIMALS (NOT INCLUDING UNMILLED CEREALS)	185,357	-	10,131	287,102	-	9,587
GRP 091	MARGARINE AND SHORTENING	-	-	-	-	-	41
GRP 098	EDIBLE PRODUCTS AND PREPARATIONS, N.E.S.	399	16	25,511	479	278	23,019
GRP 111	NON-ALCOHOLIC BEVERAGES, N.E.S.	-	-	200	-	-	203
GRP 112	ALCOHOLIC BEVERAGES	-	-	1,664	-	-	2,017

JADUAL 20 (SAMB) : EKSPORT, EKSPORT SEMULA DAN IMPORT MENGIKUT KUMPULAN, BAHAGIAN, DAN SEKSYEN BARANGAN
BAGI 10 RAKAN DAGANGAN UTAMA (RM RIBU), 2022-2023

TABLE 20 (CONT'D) : EXPORTS, RE-EXPORTS, AND IMPORTS COMMODITY GROUPS, DIVISIONS, AND SECTIONS

FOR TOP 10 TRADING PARTNERS (RM THOUSAND), 2022-2023

GROUP/ DIV/ SECT	NEGARA / COUNTRY	2022			2023		
		EKSPORT	EKSPORT SEMULA	IMPORT	EKSPORT	EKSPORT SEMULA	IMPORT
		EXPORTS	RE-EXPORTS	IMPORTS	EXPORTS	RE-EXPORTS	IMPORTS
GRP 122	TOBACCO, MANUFACTURED (WHETHER OR NOT CONTAINING TOBACCO SUBSTITUTES)	-	-	-	-	-	134
GRP 222	OIL-SEEDS AND OLEAGINOUS FRUITS OF A KIND USED FOR THE EXTRACTION OF "SOFT" FIXED VEGETABLE OILS (EXCLUDING FLOURS AND MEALS)	-	-	6,312	-	-	4,046
GRP 223	OIL-SEEDS AND OLEAGINOUS FRUITS, WHOLE OR BROKEN, OF A KIND USED FOR THE EXTRACTION OF OTHER FIXED VEGETABLE OILS (INCLUDING FLOURS AND MEALS OF OIL-SEEDS OR OLEAGINOUS FRUIT, N.E.S.)	-	-	332	-	-	63
GRP 231	NATURAL RUBBER, BALATA, GUTTA-PERCHA, GUAYULE, CHICLE AND SIMILAR NATURAL GUMS, IN PRIMARY FORMS (INCLUDING LATEX) OR IN PLATES, SHEETS OR STRIP	234,947	-	-	232,094	-	-
GRP 232	SYNTHETIC RUBBER; RECLAIMED RUBBER; WASTE, PARINGS AND SCRAP OF UNHARDENED RUBBER	507	-	-	-	-	-
GRP 246	WOOD IN CHIPS OR PARTICLES AND WOOD WASTE	-	-	428	-	-	378
GRP 247	WOOD IN THE ROUGH, WHETHER OR NOT STRIPPED OF BARK OR SAPWOOD, OR ROUGHLY SQUARED	7,505	-	-	21,413	-	-
GRP 248	WOOD, SIMPLY WORKED, AND RAILWAY SLEEPERS OF WOOD	40,926	-	82	33,667	-	3,311
GRP 251	PULP AND WASTE PAPER	-	-	-	3,094	-	-
GRP 266	SYNTHETIC FIBRES SUITABLE FOR SPINNING	-	-	203	-	-	251
GRP 267	OTHER MAN-MADE FIBRES SUITABLE FOR SPINNING; WASTE OF MAN-MADE FIBRES	163	163	-	-	-	-
GRP 268	WOOL AND OTHER ANIMAL HAIR (INCLUDING WOOL TOPS)	-	-	-	-	-	4
GRP 269	WORN CLOTHING AND OTHER WORN TEXTILE ARTICLES; RAGS	-	-	3,457	-	-	854
GRP 272	FERTILIZERS, CRUDE, OTHER THAN THOSE OF DIVISION 56	-	-	5,275	-	-	2,399
GRP 273	STONE, SAND AND GRAVEL	3,205	88	81	3,197	-	1,477
GRP 277	NATURAL ABRASIVES, N.E.S. (INCLUDING INDUSTRIAL DIAMONDS)	-	-	41	-	-	306
GRP 278	OTHER CRUDE MINERALS	475	475	27,919	-	-	16,165
GRP 287	ORES AND CONCENTRATES OF BASE METALS, N.E.S.	-	-	-	-	-	22
GRP 291	CRUDE ANIMAL MATERIALS, N.E.S.	209	-	-	481	-	22
GRP 292	CRUDE VEGETABLE MATERIALS, N.E.S.	600	36	10,550	-	-	9,145
GRP 322	BRIQUETTES, LIGNITE AND PEAT	-	-	1,426	-	-	4,368
GRP 333	PETROLEUM OILS AND OILS OBTAINED FROM BITUMINOUS MINERALS, CRUDE	-	-	-	92,796	-	-
GRP 334	PETROLEUM OILS AND OILS OBTAINED FROM BITUMINOUS MINERALS (OTHER THAN CRUDE); PREPARATIONS, N.E.S., CONTAINING BY WEIGHT 70% OR MORE OF PETROLEUM OILS OR OF OILS OBTAINED FROM BITUMINOUS MINERALS, THESE OILS BEING THE BASIC CONSTITUENTS OF THE PREPARATION	1	1	150	0	0	586
GRP 335	RESIDUAL PETROLEUM PRODUCTS, N.E.S., AND RELATED MATERIALS	189	189	10,508	-	-	-
GRP 342	LIQUEFIED PROPANE AND BUTANE	-	-	660	-	-	1,050
GRP 343	NATURAL GAS, WHETHER OR NOT LIQUEFIED	1,691,044	-	-	1,898,643	-	-
GRP 344	PETROLEUM GASES AND OTHER GASEOUS HYDROCARBONS, N.E.S.	-	-	99	-	-	-
GRP 421	FIXED VEGETABLE FATS AND OILS, "SOFT", CRUDE, REFINED OR FRACTIONATED	-	-	620	-	-	332
GRP 422	FIXED VEGETABLE FATS AND OILS, CRUDE, REFINED OR FRACTIONATED, OTHER THAN "SOFT"	3,863,721	-	4	4,075,696	-	269
GRP 431	ANIMAL OR VEGETABLE FATS AND OILS, PROCESSED; WAXES; INEDIBLE MIXTURES OR PREPARATIONS OF ANIMAL OR VEGETABLE FATS OR OILS, N.E.S.	1,605,697	-	-	13,252	-	10
GRP 511	HYDROCARBONS, N.E.S., AND THEIR HALOGENATED, SULPHONATED, NITRATED OR NITROSATED DERIVATIVES	-	-	678	-	-	200
GRP 512	ALCOHOLS, PHENOLS, PHENOL-ALCOHOLS, AND THEIR HALOGENATED, SULPHONATED, NITRATED OR NITROSATED DERIVATIVES	734,135	-	4,897	761,003	-	2,618

JADUAL 20 (SAMB) : EKSPORT, EKSPORT SEMULA DAN IMPORT MENGIKUT KUMPULAN, BAHAGIAN, DAN SEKSYEN BARANGAN
BAGI 10 RAKAN DAGANGAN UTAMA (RM RIBU), 2022-2023
TABLE 20 (CONT'D) : EXPORTS, RE-EXPORTS, AND IMPORTS COMMODITY GROUPS, DIVISIONS, AND SECTIONS
FOR TOP 10 TRADING PARTNERS (RM THOUSAND), 2022-2023

GROUP/ DIV/ SECT	NEGARA / COUNTRY	2022			2023		
		EKSPORT	EKSPORT SEMULA	IMPORT	EKSPORT	EKSPORT SEMULA	IMPORT
		EXPORTS	RE-EXPORTS	IMPORTS	EXPORTS	RE-EXPORTS	IMPORTS
GRP 513	CARBOXYLIC ACIDS AND THEIR ANHYDRIDES, HALIDES, PEROXIDES AND PEROXYACIDS; THEIR HALOGENATED, SULPHONATED, NITRATED OR NITROSATED DERIVATIVES	76	76	3,917	-	-	6,482
GRP 514	NITROGEN-FUNCTION COMPOUNDS	45	45	12,483	-	-	11,614
GRP 515	ORGANO-INORGANIC COMPOUNDS, HETEROCYCLIC COMPOUNDS, NUCLEIC ACIDS AND THEIR SALTS, AND SULPHONAMIDES	-	-	36,078	-	-	13,529
GRP 516	OTHER ORGANIC CHEMICALS	436	436	605	-	-	488
GRP 522	INORGANIC CHEMICAL ELEMENTS, OXIDES AND HALOGEN SALTS	27,198	481	1,697	-	-	11,535
GRP 523	SALTS AND PEROXYSALTS, OF INORGANIC ACIDS AND METALS	-	-	105,691	-	-	129,481
GRP 524	OTHER INORGANIC CHEMICALS; ORGANIC AND INORGANIC COMPOUNDS OF PRECIOUS METALS	-	-	3,028	-	-	9,428
GRP 531	SYNTHETIC ORGANIC COLOURING MATTER AND COLOUR LAKES, AND PREPARATIONS BASED THEREON	-	-	355	-	-	183
GRP 532	DYEING AND TANNING EXTRACTS, AND SYNTHETIC TANNING MATERIALS	-	-	-	-	-	16
GRP 533	PIGMENTS, PAINTS, VARNISHES AND RELATED MATERIALS	19	19	6,186	-	-	5,332
GRP 541	MEDICINAL AND PHARMACEUTICAL PRODUCTS, OTHER THAN MEDICAMENTS OF GROUP 542	-	-	1,608	-	-	1,146
GRP 542	MEDICAMENTS (INCLUDING VETERINARY MEDICAMENTS)	44	44	35	-	-	-
GRP 551	ESSENTIAL OILS, PERFUME AND FLAVOUR MATERIALS	-	-	-	-	-	71
GRP 553	PERFUMERY, COSMETIC OR TOILET PREPARATIONS (EXCLUDING SOAPS)	39	39	24,501	-	11	23,570
GRP 554	SOAP, CLEANSING AND POLISHING PREPARATIONS	-	-	7,094	-	-	3,447
GRP 562	FERTILIZERS (OTHER THAN THOSE OF GROUP 272)	9	9	364,575	-	140	300,631
GRP 571	POLYMERS OF ETHYLENE, IN PRIMARY FORMS	211	211	27	-	-	18
GRP 572	POLYMERS OF STYRENE, IN PRIMARY FORMS	-	-	670	-	-	161
GRP 573	POLYMERS OF VINYL CHLORIDE OR OF OTHER HALOGENATED OLEFINS, IN PRIMARY FORMS	93	93	5,559	-	-	3,567
GRP 574	POLYACETALS, OTHER POLYETHERS AND EPOXIDE RESINS, IN PRIMARY FORMS; POLYCARBONATES, ALKYD RESINS, POLYALLYL ESTERS AND OTHER POLYESTERS, IN PRIMARY FORMS	-	-	38,178	-	-	44,138
GRP 575	OTHER PLASTICS, IN PRIMARY FORMS	1,020	215	12,590	-	-	13,078
GRP 581	TUBES, PIPES AND HOSES, AND FITTINGS THEREFOR, OF PLASTICS	184	184	5,389	-	-	6,968
GRP 582	PLATES, SHEETS, FILM, FOIL AND STRIP, OF PLASTICS	-	-	7,734	-	-	11,751
GRP 583	MONOFILAMENT OF WHICH ANY CROSS-SECTIONAL DIMENSION EXCEEDS 1 MM, RODS, STICKS AND PROFILE SHAPES, WHETHER OR NOT SURFACE-WORKED BUT NOT OTHERWISE WORKED, OF PLASTICS	-	-	55	-	-	16
GRP 591	INSECTICIDES, RODENTICIDES, FUNGICIDES, HERBICIDES, ANTI-SPROUTING PRODUCTS AND PLANT-GROWTH REGULATORS, DISINFECTANTS AND SIMILAR PRODUCTS, PUT UP IN FORMS OR PACKINGS FOR RETAIL SALE OR AS PREPARATIONS OR ARTICLES (E.G., SULPHUR-TREATED BANDS, WICKS AND CANDLES, AND FLY-PAPERS)	-	-	17,376	-	-	18,148
GRP 592	STARCHES, INULIN AND WHEAT GLUTEN; ALBUMINOIDAL SUBSTANCES; GLUES	-	-	8,216	-	-	4,937
GRP 593	EXPLOSIVES AND PYROTECHNIC PRODUCTS	-	-	2,118	-	-	1,222
GRP 597	PREPARED ADDITIVES FOR MINERAL OILS AND THE LIKE; PREPARED LIQUIDS FOR HYDRAULIC TRANSMISSION; ANTI-FREEZING PREPARATIONS AND PREPARED DE-ICING FLUIDS; LUBRICATING PREPARATIONS	-	-	2,568	-	-	1,270
GRP 598	MISCELLANEOUS CHEMICAL PRODUCTS, N.E.S.	5,430	418	25,552	-	63	18,861
GRP 612	MANUFACTURES OF LEATHER OR OF COMPOSITION LEATHER, N.E.S.; SADDLERY AND HARNESS	-	-	5	-	-	28

JADUAL 20 (SAMB) : EKSPORT, EKSPORT SEMULA DAN IMPORT MENGIKUT KUMPULAN, BAHAGIAN, DAN SEKSYEN BARANGAN
BAGI 10 RAKAN DAGANGAN UTAMA (RM RIBU), 2022-2023
TABLE 20 (CONT'D) : EXPORTS, RE-EXPORTS, AND IMPORTS COMMODITY GROUPS, DIVISIONS, AND SECTIONS
FOR TOP 10 TRADING PARTNERS (RM THOUSAND), 2022-2023

GROUP/ DIV/ SECT	NEGARA / COUNTRY	2022			2023		
		EKSPORT	EKSPORT SEMULA	IMPORT	EKSPORT	EKSPORT SEMULA	IMPORT
		EXPORTS	RE-EXPORTS	IMPORTS	EXPORTS	RE-EXPORTS	IMPORTS
GRP 621	MATERIALS OF RUBBER (E.G., PASTES, PLATES, SHEETS, RODS, THREAD, TUBES, OF RUBBER)	17	17	1,290	-	-	1,346
GRP 625	RUBBER TYRES, INTERCHANGEABLE TYRE TREADS, TYRE FLAPS AND INNER TUBES FOR WHEELS OF ALL KINDS	-	-	171,605	-	-	168,094
GRP 629	ARTICLES OF RUBBER, N.E.S.	545	545	6,690	-	24	8,832
GRP 633	CORK MANUFACTURES	-	-	5	-	-	-
GRP 634	VENEERS, PLYWOOD, PARTICLE BOARD, AND OTHER WOOD, WORKED, N.E.S.	10,230	-	13,303	11,765	-	12,580
GRP 635	WOOD MANUFACTURES, N.E.S.	58	-	8,272	-	-	7,218
GRP 641	PAPER AND PAPERBOARD	-	-	32,783	-	-	20,251
GRP 642	PAPER AND PAPERBOARD, CUT TO SIZE OR SHAPE, AND ARTICLES OF PAPER OR PAPERBOARD	9,250	-	34,129	16,143	-	29,841
GRP 651	TEXTILE YARN	-	-	2,294	-	-	1,723
GRP 652	COTTON FABRICS, WOVEN (NOT INCLUDING NARROW OR SPECIAL FABRICS)	-	-	2,903	-	-	2,644
GRP 653	FABRICS, WOVEN, OF MAN-MADE TEXTILE MATERIALS (NOT INCLUDING NARROW OR SPECIAL FABRICS)	-	-	3,358	-	-	1,857
GRP 654	OTHER TEXTILE FABRICS, WOVEN	-	-	193	-	-	411
GRP 655	KNITTED OR CROCHETED FABRICS (INCLUDING TUBULAR KNIT FABRICS, N.E.S., PILE FABRICS AND OPENWORK FABRICS), N.E.S.	-	-	1,471	-	-	833
GRP 656	TULLES, LACE, EMBROIDERY, RIBBONS, TRIMMINGS AND OTHER SMALLWARES	-	-	390	-	-	194
GRP 657	SPECIAL YARNS, SPECIAL TEXTILE FABRICS AND RELATED PRODUCTS	-	-	11,828	-	-	10,202
GRP 658	MADE-UP ARTICLES, WHOLLY OR CHIEFLY OF TEXTILE MATERIALS, N.E.S.	-	-	20,924	-	-	17,791
GRP 659	FLOOR COVERINGS, ETC.	-	-	11,453	-	-	9,704
GRP 661	LIME, CEMENT, AND FABRICATED CONSTRUCTION MATERIALS (EXCEPT GLASS AND CLAY MATERIALS)	-	-	4,656	-	-	9,343
GRP 662	CLAY CONSTRUCTION MATERIALS AND REFRACTORY CONSTRUCTION MATERIALS	-	-	32,563	-	-	299,856
GRP 663	MINERAL MANUFACTURES, N.E.S.	-	-	5,913	-	-	10,185
GRP 664	GLASS	-	-	6,850	-	4	12,592
GRP 665	GLASSWARE	-	-	5,827	-	-	6,160
GRP 666	POTTERY	-	-	1,189	-	-	540
GRP 671	PIG-IRON, SPIEGELEISEN, SPONGE IRON, IRON OR STEEL GRANULES AND POWDERS AND FERRO-ALLOYS	-	-	1,008	-	-	555
GRP 672	INGOTS AND OTHER PRIMARY FORMS, OF IRON OR STEEL; SEMI-FINISHED PRODUCTS OF IRON OR STEEL	-	-	-	-	-	314
GRP 673	FLAT-ROLLED PRODUCTS OF IRON OR NON-ALLOY STEEL, NOT CLAD, PLATED OR COATED	-	-	75,261	-	-	40,727
GRP 674	FLAT-ROLLED PRODUCTS OF IRON OR NON-ALLOY STEEL, CLAD, PLATED OR COATED	-	-	145,766	-	-	149,964
GRP 675	FLAT-ROLLED PRODUCTS OF ALLOY STEEL	-	-	61,006	-	-	43,553
GRP 676	IRON AND STEEL BARS, RODS, ANGLES, SHAPES AND SECTIONS (INCLUDING SHEET PILING)	-	-	9,138	-	-	13,418
GRP 678	WIRE OF IRON OR STEEL	-	-	9,664	-	-	7,432
GRP 679	TUBES, PIPES AND HOLLOW PROFILES, AND TUBE OR PIPE FITTINGS, OF IRON OR STEEL	-	-	37,343	-	75	38,288
GRP 682	COPPER	-	-	1,896	-	-	1,401
GRP 683	NICKEL	-	-	-	-	-	707
GRP 684	ALUMINIUM	-	-	10,195	-	-	16,008
GRP 685	LEAD	-	-	-	-	-	22
GRP 686	ZINC	-	-	133	-	-	207
GRP 691	STRUCTURES AND PARTS OF STRUCTURES, N.E.S., OF IRON, STEEL OR ALUMINIUM	-	-	60,988	-	-	164,140
GRP 692	METAL CONTAINERS FOR STORAGE OR TRANSPORT	-	-	17,463	-	828	6,747
GRP 693	WIRE PRODUCTS (EXCLUDING INSULATED ELECTRICAL WIRING) AND FENCING GRILLS	-	-	5,809	-	-	10,835
GRP 694	NAILS, SCREWS, NUTS, BOLTS, RIVETS AND THE LIKE, OF IRON, STEEL, COPPER OR ALUMINIUM	3	3	11,762	-	2	6,659
GRP 695	TOOLS FOR USE IN THE HAND OR IN MACHINES	721	721	28,217	-	1,209	30,517
GRP 696	CUTLERY	-	-	1,437	-	-	1,188
GRP 697	HOUSEHOLD EQUIPMENT OF BASE METAL, N.E.S.	-	-	16,972	-	-	13,380

JADUAL 20 (SAMB) : EKSPORT, EKSPORT SEMULA DAN IMPORT MENGIKUT KUMPULAN, BAHAGIAN, DAN SEKSYEN BARANGAN
BAGI 10 RAKAN DAGANGAN UTAMA (RM RIBU), 2022-2023
TABLE 20 (CONT'D) : EXPORTS, RE-EXPORTS, AND IMPORTS COMMODITY GROUPS, DIVISIONS, AND SECTIONS
FOR TOP 10 TRADING PARTNERS (RM THOUSAND), 2022-2023

GROUP/ DIV/ SECT	NEGARA / COUNTRY	2022			2023		
		EKSPORT	EKSPORT SEMULA	IMPORT	EKSPORT	EKSPORT SEMULA	IMPORT
		EXPORTS	RE-EXPORTS	IMPORTS	EXPORTS	RE-EXPORTS	IMPORTS
GRP 699	MANUFACTURES OF BASE METAL, N.E.S.	2	2	25,481	-	132	34,602
GRP 711	STEAM OR OTHER VAPOUR-GENERATING BOILERS, SUPERHEATED WATER BOILERS, AND AUXILIARY PLANT FOR USE THEREWITH; PARTS THEREOF	-	-	6,237	-	-	1,828
GRP 712	STEAM TURBINES AND OTHER VAPOUR TURBINES AND PARTS THEREOF, N.E.S.	-	-	45	-	-	4,347
GRP 713	INTERNAL COMBUSTION PISTON ENGINES AND PARTS THEREOF, N.E.S.	17	17	8,577	-	340	5,080
GRP 714	ENGINES AND MOTORS, NON-ELECTRIC (OTHER THAN THOSE OF GROUPS 712, 713 AND 718); PARTS, N.E.S., OF THESE ENGINES AND MOTORS	-	-	2,623	-	-	118
GRP 716	ROTATING ELECTRIC PLANT AND PARTS THEREOF, N.E.S.	-	-	19,650	-	-	28,350
GRP 718	POWER-GENERATING MACHINERY AND PARTS THEREOF, N.E.S.	16	16	1,319	-	138	1,292
GRP 721	AGRICULTURAL MACHINERY (EXCLUDING TRACTORS) AND PARTS THEREOF	-	-	10,860	-	-	20,015
GRP 722	TRACTORS (OTHER THAN THOSE OF HEADINGS 744.14 AND 744.15)	-	-	15,288	-	-	17,486
GRP 723	CIVIL ENGINEERING AND CONTRACTORS' PLANT AND EQUIPMENT; PARTS THEREOF	51	51	210,987	-	786	172,343
GRP 724	TEXTILE AND LEATHER MACHINERY AND PARTS THEREOF, N.E.S.	-	-	8,320	-	-	10,620
GRP 725	PAPER MILL AND PULP MILL MACHINERY, PAPER-CUTTING MACHINES AND OTHER MACHINERY FOR THE MANUFACTURE OF PAPER ARTICLES; PARTS THEREOF	-	-	691	-	-	8,358
GRP 726	PRINTING AND BOOKBINDING MACHINERY AND PARTS THEREOF	-	-	2,011	-	8	2,953
GRP 727	FOOD-PROCESSING MACHINES (EXCLUDING DOMESTIC); PARTS THEREOF	-	-	6,927	-	-	7,612
GRP 728	OTHER MACHINERY AND EQUIPMENT SPECIALIZED FOR PARTICULAR INDUSTRIES; PARTS THEREOF, N.E.S.	399	399	61,232	-	1,267	253,606
GRP 731	MACHINE TOOLS WORKING BY REMOVING METAL OR OTHER MATERIAL	-	-	4,737	-	-	14,124
GRP 733	MACHINE TOOLS FOR WORKING METAL, SINTERED METAL CARBIDES OR CERMETS, WITHOUT REMOVING MATERIAL	-	-	3,688	-	-	7,321
GRP 735	PARTS, N.E.S., AND ACCESSORIES SUITABLE FOR USE SOLELY OR PRINCIPALLY WITH THE MACHINES FALLING WITHIN GROUPS 731 AND 733 (INCLUDING WORK OR TOOL HOLDERS, SELF-OPENING DIE-HEADS, DIVIDING HEADS AND OTHER SPECIAL ATTACHMENTS FOR MACHINE TOOLS); TOOL HOLDER	-	-	688	-	-	1,654
GRP 737	METALWORKING MACHINERY (OTHER THAN MACHINE TOOLS) AND PARTS THEREOF, N.E.S.	22	22	12,641	-	-	19,101
GRP 741	HEATING AND COOLING EQUIPMENT AND PARTS THEREOF, N.E.S.	-	-	59,138	-	-	144,338
GRP 742	PUMPS FOR LIQUIDS, WHETHER OR NOT FITTED WITH A MEASURING DEVICE; LIQUID ELEVATORS; PARTS FOR SUCH PUMPS AND LIQUID ELEVATORS	13	13	17,719	-	13	33,238
GRP 743	PUMPS (OTHER THAN PUMPS FOR LIQUIDS), AIR OR OTHER GAS COMPRESSORS AND FANS; VENTILATING OR RECYCLING HOODS INCORPORATING A FAN, WHETHER OR NOT FITTED WITH FILTERS; CENTRIFUGES; FILTERING OR PURIFYING APPARATUS; PARTS THEREOF	204	204	48,328	-	14	87,010
GRP 744	MECHANICAL HANDLING EQUIPMENT AND PARTS THEREOF, N.E.S.	13	13	38,024	-	2	99,755
GRP 745	NON-ELECTRICAL MACHINERY, TOOLS AND MECHANICAL APPARATUS AND PARTS THEREOF, N.E.S.	-	-	34,273	-	-	49,666
GRP 746	BALL- OR ROLLER BEARINGS	-	-	7,256	-	-	6,411
GRP 747	TAPS, COCKS, VALVES AND SIMILAR APPLIANCES FOR PIPES, BOILER SHELLS, TANKS, VATS OR THE LIKE, INCLUDING PRESSURE-REDUCING VALVES AND THERMOSTATICALLY CONTROLLED VALVES	171	171	23,148	-	184	12,526

JADUAL 20 (SAMB) : EKSPORT, EKSPORT SEMULA DAN IMPORT MENGIKUT KUMPULAN, BAHAGIAN, DAN SEKSYEN BARANGAN
BAGI 10 RAKAN DAGANGAN UTAMA (RM RIBU), 2022-2023
TABLE 20 (CONT'D) : EXPORTS, RE-EXPORTS, AND IMPORTS COMMODITY GROUPS, DIVISIONS, AND SECTIONS
FOR TOP 10 TRADING PARTNERS (RM THOUSAND), 2022-2023

GROUP/ DIV/ SECT	NEGARA / COUNTRY	2022			2023		
		EKSPORT	EKSPORT SEMULA	IMPORT	EKSPORT	EKSPORT SEMULA	IMPORT
		EXPORTS	RE-EXPORTS	IMPORTS	EXPORTS	RE-EXPORTS	IMPORTS
GRP 748	TRANSMISSION SHAFTS (INCLUDING CAMSHAFTS AND CRANKSHAFTS) AND CRANKS; BEARING HOUSINGS AND PLAIN SHAFT BEARINGS; GEARS AND GEARING; BALL OR ROLLER SCREWS; GEARBOXES AND OTHER SPEED CHANGERS (INCLUDING TORQUE CONVERTERS); FLYWHEELS AND PULLEYS (INCLUDING PULLEY BLOCKS); CLUTCHES AND SHAFT COUPLINGS (INCLUDING UNIVERSAL JOINTS); ARTICULATED LINK CHAIN; PARTS THEREOF	-	-	8,230	-	18	9,378
GRP 749	NON-ELECTRIC PARTS AND ACCESSORIES OF MACHINERY, N.E.S.	137	137	21,977	-	-	3,771
GRP 751	OFFICE MACHINES	-	-	2,711	-	4	5,455
GRP 752	AUTOMATIC DATA-PROCESSING MACHINES AND UNITS THEREOF; MAGNETIC OR OPTICAL READERS, MACHINES FOR TRANSCRIBING DATA ONTO DATA MEDIA IN CODED FORM AND MACHINES FOR PROCESSING SUCH DATA, N.E.S.	3	3	7,713	-	-	10,945
GRP 759	PARTS AND ACCESSORIES (OTHER THAN COVERS, CARRYING CASES AND THE LIKE) SUITABLE FOR USE SOLELY OR PRINCIPALLY WITH MACHINES FALLING WITHING GROUPS 751 AND 752	3	3	2,372	-	-	1,353
GRP 761	MONITORS AND PROJECTORS, NOT INCORPORATING TELEVISION RECEPTION APPARATUS; RECEPTION APPARATUS FOR TELEVISION, WHETHER OR NOT INCORPORATING RADIO-BROADCAST RECEIVERS OR SOUND OR VIDEO RECORDING OR REPRODUCING APPARATUS	-	-	1,820	-	-	954
GRP 762	RECEPTION APPARATUS FOR RADIO-BROADCASTING, WHETHER OR NOT COMBINED, IN THE SAME HOUSING, WITH SOUND RECORDING OR REPRODUCING APPARATUS OR A CLOCK	-	-	288	-	-	630
GRP 763	SOUND RECORDING OR REPRODUCING APPARATUS; VIDEO RECORDING OR REPRODUCING APPARATUS; WHETHER OR NOT INCORPORATING A VIDEO TUNER	63	63	138	-	-	304
GRP 764	TELECOMMUNICATIONS EQUIPMENT, N.E.S., AND PARTS, N.E.S., AND ACCESSORIES OF APPARATUS FALLING WITHIN DIVISION 76	42	42	64,237	-	4	71,627
GRP 771	ELECTRIC POWER MACHINERY (OTHER THAN ROTATING ELECTRIC PLANT OF GROUP 716) AND PARTS THEREOF	-	-	5,176	-	-	30,054
GRP 772	ELECTRICAL APPARATUS FOR SWITCHING OR PROTECTING ELECTRICAL CIRCUITS OR FOR MAKING CONNECTIONS TO OR IN ELECTRICAL CIRCUITS (E.G., SWITCHES, RELAYS, FUSES, LIGHTNING ARRESTERS, VOLTAGE LIMITERS, SURGE SUPPRESSORS, PLUGS AND SOCKETS, LAMP-HOLDERS AND JUNCTION BOXES); ELECTRICAL RESISTORS (INCLUDING RHEOSTATS AND POTENTIOMETERS), OTHER THAN HEATING RESISTORS; PRINTED CIRCUITS; BOARDS, PANELS (INCLUDING NUMERICAL CONTROL PANELS), CONSOLES, DESKS, CABINETS AND OTHER BASES, EQUIPPED WITH TWO OR MORE APPARATUS FOR SWITCHING, PROTECTING OR FOR MAKING CONNECTIONS TO OR IN ELECTRICAL CIRCUITS, FOR ELECTRIC CONTROL OR THE DISTRIBUTION OF ELECTRICITY (EXCLUDING SWITCHING APPARATUS OF SUBGROUP 764.1)	-	-	12,095	-	69	62,322
GRP 773	EQUIPMENT FOR DISTRIBUTING ELECTRICITY, N.E.S.	-	-	8,192	-	6	68,154
GRP 774	ELECTRODIAGNOSTIC APPARATUS FOR MEDICAL, SURGICAL, DENTAL OR VETERINARY PURPOSES, AND RADIOLOGICAL APPARATUS	-	-	1,390	-	-	4,644
GRP 775	HOUSEHOLD-TYPE ELECTRICAL AND NON-ELECTRICAL EQUIPMENT, N.E.S.	-	-	47,047	-	-	39,971

JADUAL 20 (SAMB) : EKSPORT, EKSPORT SEMULA DAN IMPORT MENGIKUT KUMPULAN, BAHAGIAN, DAN SEKSYEN BARANGAN
BAGI 10 RAKAN DAGANGAN UTAMA (RM RIBU), 2022-2023
TABLE 20 (CONT'D) : EXPORTS, RE-EXPORTS, AND IMPORTS COMMODITY GROUPS, DIVISIONS, AND SECTIONS
FOR TOP 10 TRADING PARTNERS (RM THOUSAND), 2022-2023

GROUP/ DIV/ SECT	NEGARA / COUNTRY	2022			2023		
		EKSPORT	EKSPORT SEMULA	IMPORT	EKSPORT	EKSPORT SEMULA	IMPORT
		EXPORTS	RE-EXPORTS	IMPORTS	EXPORTS	RE-EXPORTS	IMPORTS
GRP 776	THERMIONIC, COLD CATHODE OR PHOTO-CATHODE VALVES AND TUBES (E.G., VACUUM OR VAPOUR OR GAS-FILLED VALVES AND TUBES, MERCURY ARC RECTIFYING VALVES AND TUBES, CATHODE-RAY TUBES, TELEVISION CAMERA TUBES); DIODES, TRANSISTORS AND SIMILAR SEMICONDUCTOR DEVICES;	-	-	25,865	-	-	42,352
GRP 778	ELECTRICAL MACHINERY AND APPARATUS, N.E.S.	19	19	34,561	-	11	38,054
GRP 781	MOTOR CARS AND OTHER MOTOR VEHICLES PRINCIPALLY DESIGNED FOR THE TRANSPORT OF PERSONS (OTHER THAN MOTOR VEHICLES FOR THE TRANSPORT OF TEN OR MORE PERSONS, INCLUDING THE DRIVER), INCLUDING STATION-WAGONS AND RACING CARS	-	-	6,137	-	-	15,910
GRP 782	MOTOR VEHICLES FOR THE TRANSPORT OF GOODS AND SPECIAL-PURPOSE MOTOR VEHICLES	-	-	44,552	-	-	55,426
GRP 783	ROAD MOTOR VEHICLES, N.E.S.	-	-	6,993	-	-	6,660
GRP 784	PARTS AND ACCESSORIES OF THE MOTOR VEHICLES OF GROUPS 722, 781, 782 AND 783	34	34	29,461	-	-	21,213
GRP 785	MOTOR CYCLES (INCLUDING MOPEDS) AND CYCLES, MOTORIZED AND NON-MOTORIZED; INVALID CARRIAGES	-	-	13,219	-	-	9,279
GRP 786	TRAILERS AND SEMI-TRAILERS; OTHER VEHICLES, NOT MECHANICALLY-PROPELLED; SPECIALLY DESIGNED AND EQUIPPED TRANSPORT CONTAINERS	-	-	10,196	-	59	8,410
GRP 791	RAILWAY VEHICLES (INCLUDING HOVERTRAINS) AND ASSOCIATED EQUIPMENT	-	-	160	-	-	72
GRP 792	AIRCRAFT AND ASSOCIATED EQUIPMENT; SPACECRAFT (INCLUDING SATELLITES) AND SPACECRAFT LAUNCH VEHICLES; PARTS THEREOF	101	101	7	-	-	1,629
GRP 793	SHIPS, BOATS (INCLUDING HOVERCRAFT) AND FLOATING STRUCTURES	-	-	294,879	-	-	4,835
GRP 811	PREFABRICATED BUILDINGS	-	-	5,260	-	140	9,700
GRP 812	SANITARY, PLUMBING AND HEATING FIXTURES AND FITTINGS, N.E.S.	-	-	1,621	-	-	15,777
GRP 813	LIGHTING FIXTURES AND FITTINGS, N.E.S.	-	-	5,832	-	-	6,478
GRP 821	FURNITURE AND PARTS THEREOF; BEDDING, MATTRESSES, MATTRESS SUPPORTS, CUSHIONS AND SIMILAR STUFFED FURNISHINGS	-	-	67,158	-	-	54,587
GRP 831	TRUNKS, SUITCASES, VANITY CASES, EXECUTIVE CASES, BRIEFCASES, SCHOOL SATCHES, SPECTACLE CASES, BINOCULAR CASES, CAMERA CASES, MUSICAL INSTRUMENT CASES, GUN CASES, HOLSTERS AND SIMILAR CONTAINERS; TRAVELLING BAGS, INSULATED FOOD OR BEVERAGES BAGS, TOILET BAGS, RUCKSACKS, HANDBAGS, SHOPPING BAGS, WALLETS, PURSES, MAP CASES, CIGARETTE CASES, TOBACCO POUCHES, TOOL BAGS, SPORTS BAGS, BOTTLE CASES, JEWELLERY BOXES, POWDER BOXES, CUTLERY CASES AND SIMILAR CONTAINERS, OF LEATHER OR OF COMPOSITION LEATHER, OF SHEETING OF PLASTICS, OF TEXTILE MATERIALS, OF VULCANIZED FIBRE OR OF PAPERBOARD, OR WHOLLY OR MAINLY COVERED WITH SUCH MATERIALS OR WITH PAPER; TRAVEL SETS FOR PERSONAL TOILET, SEWING OR SHOE OR CLOTHES CLEANING.	18	18	25,592	-	-	19,324
GRP 841	MEN'S OR BOYS' COATS, CAPES, JACKETS, SUITS, BLAZERS, TROUSERS, SHORTS, SHIRTS, UNDERWEAR, NIGHTWEAR AND SIMILAR ARTICLES OF TEXTILE FABRICS, NOT KNITTED OR CROCHETED (OTHER THAN THOSE OF SUBGROUP 845.2)	-	-	56,697	-	-	35,738
GRP 842	WOMEN'S OR GIRLS' COATS, CAPES, JACKETS, SUITS, TROUSERS, SHORTS, SHIRTS, DRESSES AND SKIRTS, UNDERWEAR, NIGHTWEAR AND SIMILAR ARTICLES OF TEXTILE FABRICS, NOT KNITTED OR CROCHETED (OTHER THAN THOSE OF SUBGROUP 845.2)	-	-	35,613	-	-	11,255

JADUAL 20 (SAMB) : EKSPORT, EKSPORT SEMULA DAN IMPORT MENGIKUT KUMPULAN, BAHAGIAN, DAN SEKSYEN BARANGAN
BAGI 10 RAKAN DAGANGAN UTAMA (RM RIBU), 2022-2023
TABLE 20 (CONT'D) : EXPORTS, RE-EXPORTS, AND IMPORTS COMMODITY GROUPS, DIVISIONS, AND SECTIONS
FOR TOP 10 TRADING PARTNERS (RM THOUSAND), 2022-2023

GROUP/ DIV/ SECT	NEGARA / COUNTRY	2022			2023		
		EKSPORT	EKSPORT SEMULA	IMPORT	EKSPORT	EKSPORT SEMULA	IMPORT
		EXPORTS	RE-EXPORTS	IMPORTS	EXPORTS	RE-EXPORTS	IMPORTS
GRP 843	MEN'S OR BOYS' COATS, CAPES, JACKETS, SUITS, BLAZERS, TROUSERS, SHORTS, SHIRTS, UNDERWEAR, NIGHTWEAR AND SIMILAR ARTICLES OF TEXTILE FABRICS, KNITTED OR CROCHETED (OTHER THAN THOSE OF SUBGROUP 845.2)	-	-	3,053	-	-	4,739
GRP 844	WOMEN'S OR GIRLS' COATS, CAPES, JACKETS, SUITS, TROUSERS, SHORTS, SHIRTS, DRESSES AND SKIRTS, UNDERWEAR, NIGHTWEAR AND SIMILAR ARTICLES OF TEXTILE FABRICS, KNITTED OR CROCHETED (OTHER THAN THOSE OF SUBGROUP 845.2)	-	-	1,804	-	-	2,297
GRP 845	ARTICLES OF APPAREL, OF TEXTILE FABRICS, WHETHER OR NOT KNITTED OR CROCHETED, N.E.S.	-	-	18,194	-	-	47,719
GRP 846	CLOTHING ACCESSORIES, OF TEXTILE FABRICS, WHETHER OR NOT KNITTED OR CROCHETED (OTHER THAN THOSE FOR BABIES)	-	-	2,688	-	-	3,494
GRP 848	ARTICLES OF APPAREL AND CLOTHING ACCESSORIES OF OTHER THAN TEXTILE FABRICS; HEADGEAR OF ALL MATERIALS	2	2	3,888	-	-	3,143
GRP 851	FOOTWEAR	2	2	57,132	-	5	37,058
GRP 871	OPTICAL INSTRUMENTS AND APPARATUS, N.E.S.	-	-	37	-	-	98
GRP 872	INSTRUMENTS AND APPLIANCES, N.E.S., FOR MEDICAL, SURGICAL, DENTAL OR VETERINARY PURPOSES	43	43	9,839	-	58	16,864
GRP 873	METERS AND COUNTERS, N.E.S.	-	-	73	-	-	25
GRP 874	MEASURING, CHECKING, ANALYSING AND CONTROLLING INSTRUMENTS AND APPARATUS, N.E.S.	2,669	2,669	10,498	-	3,011	27,442
GRP 881	PHOTOGRAPHIC APPARATUS AND EQUIPMENT, N.E.S.	-	-	392	-	-	110
GRP 882	PHOTOGRAPHIC AND CINEMATOGRAPHIC SUPPLIES	-	-	21	-	-	37
GRP 884	OPTICAL GOODS, N.E.S.	-	-	163	-	-	249
GRP 885	WATCHES AND CLOCKS	-	-	693	-	5	2,157
GRP 891	ARMS AND AMMUNITION	-	-	-	-	-	28
GRP 892	PRINTED MATTER	-	-	5,466	7	5	5,077
GRP 893	ARTICLES, N.E.S., OF PLASTICS	4	4	36,434	-	5	36,164
GRP 894	BABY CARRIAGES, TOYS, GAMES AND SPORTING GOODS	-	-	97,769	-	-	102,444
GRP 895	OFFICE AND STATIONERY SUPPLIES, N.E.S.	-	-	957	-	-	1,237
GRP 896	WORKS OF ART, COLLECTORS' PIECES AND ANTIQUES	-	-	1,452	-	-	915
GRP 897	JEWELLERY, GOLDSMITHS' AND SILVERSMITHS' WARES, AND OTHER ARTICLES OF PRECIOUS OR SEMIPRECIOUS MATERIALS, N.E.S.	-	-	1,031	-	-	3,712
GRP 898	MUSICAL INSTRUMENTS AND PARTS AND ACCESSORIES THEREOF; RECORDS, TAPES AND OTHER SOUND OR SIMILAR RECORDINGS (EXCLUDING GOODS OF GROUPS 763 AND 883)	-	-	585	-	-	268
GRP 899	MISCELLANEOUS MANUFACTURED ARTICLES, N.E.S.	986	986	12,179	743	-	9,054
GRP 931	SPECIAL TRANSACTIONS AND COMMODITIES NOT CLASSIFIED ACCORDING TO KIND	231	208	11,586	44	5,541	12,187
DIV 00	LIVE ANIMALS OTHER THAN ANIMALS OF DIVISION 03	-	-	58	-	-	3
DIV 01	MEAT AND MEAT PREPARATIONS	-	-	4,253	-	-	5,581
DIV 02	DAIRY PRODUCTS AND BIRDS' EGGS	-	-	87	282	183	397
DIV 03	FISH (NOT MARINE MAMMALS), CRUSTACEANS, MOLLUSCS AND AQUATIC INVERTEBRATES, AND PREPARATIONS THEREOF	94,923	47	29,724	99,829	204	22,678
DIV 04	CEREALS AND CEREAL PREPARATIONS	89	89	29,013	35	46	30,028
DIV 05	VEGETABLES AND FRUIT	-	-	190,957	-	-	181,189
DIV 06	SUGARS, SUGAR PREPARATIONS AND HONEY	-	-	9,639	-	-	9,791
DIV 07	COFFEE, TEA, COCOA, SPICES, AND MANUFACTURES THEREOF	832	-	19,178	1,301	-	30,274
DIV 08	FEEDING STUFF FOR ANIMALS (NOT INCLUDING UNMILLED CEREALS)	185,357	-	10,131	287,102	-	9,587
DIV 09	MISCELLANEOUS EDIBLE PRODUCTS AND PREPARATIONS	399	16	25,511	479	278	23,061
DIV 11	BEVERAGES	-	-	1,864	-	-	2,220
DIV 12	TOBACCO AND TOBACCO MANUFACTURES	-	-	-	-	-	134

JADUAL 20 (SAMB) : EKSPORT, EKSPORT SEMULA DAN IMPORT MENGIKUT KUMPULAN, BAHAGIAN, DAN SEKSYEN BARANGAN
BAGI 10 RAKAN DAGANGAN UTAMA (RM RIBU), 2022-2023
TABLE 20 (CONT'D) : EXPORTS, RE-EXPORTS, AND IMPORTS COMMODITY GROUPS, DIVISIONS, AND SECTIONS
FOR TOP 10 TRADING PARTNERS (RM THOUSAND), 2022-2023

GROUP/ DIV/ SECT	NEGARA / COUNTRY	2022			2023		
		EKSPORT	EKSPORT SEMULA	IMPORT	EKSPORT	EKSPORT SEMULA	IMPORT
		EXPORTS	RE-EXPORTS	IMPORTS	EXPORTS	RE-EXPORTS	IMPORTS
DIV 22	OIL-SEEDS AND OLEAGINOUS FRUITS	-	-	6,644	-	-	4,109
DIV 23	CRUDE RUBBER (INCLUDING SYNTHETIC AND RECLAIMED)	235,454	-	-	232,094	-	-
DIV 24	CORK AND WOOD	48,430	-	510	55,080	-	3,689
DIV 25	PULP AND WASTE PAPER	-	-	-	3,094	-	-
DIV 26	TEXTILE FIBRES (OTHER THAN WOOL TOPS AND OTHER COMBED WOOL) AND THEIR WASTES (NOT MANUFACTURED INTO YARN OR FABRIC)	163	163	3,659	-	-	1,109
DIV 27	CRUDE FERTILIZERS, OTHER THAN THOSE OF DIVISION 56, AND CRUDE MINERALS (EXCLUDING COAL, PETROLEUM AND PRECIOUS STONES)	3,681	563	33,316	3,197	-	20,347
DIV 28	METALLIFEROUS ORES AND METAL SCRAP	-	-	-	-	-	22
DIV 29	CRUDE ANIMAL AND VEGETABLE MATERIALS, N.E.S.	809	36	10,550	481	-	9,167
DIV 32	COAL, COKE AND BRIQUETTES	-	-	1,426	-	-	4,368
DIV 33	PETROLEUM, PETROLEUM PRODUCTS AND RELATED MATERIALS	190	190	10,659	92,796	0	586
DIV 34	GAS, NATURAL AND MANUFACTURED	1,691,044	-	758	1,898,643	-	1,050
DIV 42	FIXED VEGETABLE FATS AND OILS, CRUDE, REFINED OR FRACTIONATED	3,863,721	-	623	4,075,696	-	601
DIV 43	ANIMAL OR VEGETABLE FATS AND OILS, PROCESSED; WAXES OF ANIMAL OR VEGETABLE ORIGIN; INEDIBLE MIXTURES OR PREPARATIONS OF ANIMAL OR VEGETABLE FATS OR OILS, N.E.S.	1,605,697	-	-	13,252	-	10
DIV 51	ORGANIC CHEMICALS	734,691	557	58,656	761,003	-	34,930
DIV 52	INORGANIC CHEMICALS	27,198	481	110,417	-	-	150,444
DIV 53	DYEING, TANNING AND COLOURING MATERIALS	19	19	6,541	-	-	5,531
DIV 54	MEDICINAL AND PHARMACEUTICAL PRODUCTS	44	44	1,643	-	-	1,146
DIV 55	ESSENTIAL OILS AND RESINOIDS AND PERFUME MATERIALS; TOILET, POLISHING AND CLEANSING PREPARATIONS	39	39	31,595	-	11	27,088
DIV 56	FERTILIZERS (OTHER THAN THOSE OF GROUP 272)	9	9	364,575	-	140	300,631
DIV 57	PLASTICS IN PRIMARY FORMS	1,325	519	57,025	-	-	60,962
DIV 58	PLASTICS IN NON-PRIMARY FORMS	184	184	13,178	-	-	18,735
DIV 59	CHEMICAL MATERIALS AND PRODUCTS, N.E.S.	5,430	418	55,829	-	63	44,438
DIV 61	LEATHER, LEATHER MANUFACTURES, N.E.S., AND DRESSED FURSKINS	-	-	5	-	-	28
DIV 62	RUBBER MANUFACTURES, N.E.S.	563	563	179,585	-	24	178,272

JADUAL 20 (SAMB) : EKSPORT, EKSPORT SEMULA DAN IMPORT MENGIKUT KUMPULAN, BAHAGIAN, DAN SEKSYEN BARANGAN
BAGI 10 RAKAN DAGANGAN UTAMA (RM RIBU), 2022-2023
TABLE 20 (CONT'D) : EXPORTS, RE-EXPORTS, AND IMPORTS COMMODITY GROUPS, DIVISIONS, AND SECTIONS
FOR TOP 10 TRADING PARTNERS (RM THOUSAND), 2022-2023

GROUP/ DIV/ SECT	NEGARA / COUNTRY	2022			2023		
		EKSPORT	EKSPORT SEMULA	IMPORT	EKSPORT	EKSPORT SEMULA	IMPORT
		EXPORTS	RE-EXPORTS	IMPORTS	EXPORTS	RE-EXPORTS	IMPORTS
DIV 63	CORK AND WOOD MANUFACTURES (EXCLUDING FURNITURE)	10,288	-	21,580	11,765	-	19,798
DIV 64	PAPER, PAPERBOARD AND ARTICLES OF PAPER PULP, OF PAPER OR OF PAPERBOARD	9,250	-	66,912	16,143	-	50,092
DIV 65	TEXTILE YARN, FABRICS, MADE-UP ARTICLES, N.E.S., AND RELATED PRODUCTS	-	-	54,815	-	-	45,358
DIV 66	NON-METALLIC MINERAL MANUFACTURES, N.E.S.	-	-	56,998	-	4	338,677
DIV 67	IRON AND STEEL	-	-	339,186	-	75	294,251
DIV 68	NON-FERROUS METALS	-	-	12,224	-	-	18,345
DIV 69	MANUFACTURES OF METALS, N.E.S.	726	726	168,128	-	2,170	268,068
DIV 71	POWER-GENERATING MACHINERY AND EQUIPMENT	33	33	38,452	-	478	41,014
DIV 72	MACHINERY SPECIALIZED FOR PARTICULAR INDUSTRIES	449	449	316,314	-	2,061	492,993
DIV 73	METALWORKING MACHINERY	22	22	21,753	-	-	42,200
DIV 74	GENERAL INDUSTRIAL MACHINERY AND EQUIPMENT, N.E.S., AND MACHINE PARTS, N.E.S.	539	539	258,092	-	231	446,093
DIV 75	OFFICE MACHINES AND AUTOMATIC DATA- PROCESSING MACHINES	6	6	12,796	-	4	17,753
DIV 76	TELECOMMUNICATIONS AND SOUND- RECORDING AND REPRODUCING APPARATUS AND EQUIPMENT	105	105	66,483	-	4	73,515
DIV 77	ELECTRICAL MACHINERY, APPARATUS AND APPLIANCES, N.E.S., AND ELECTRICAL PARTS THEREOF (INCLUDING NON-ELECTRICAL COUNTERPARTS, N.E.S., OF ELECTRICAL HOUSEHOLD-TYPE EQUIPMENT)	19	19	134,326	-	86	285,550
DIV 78	ROAD VEHICLES (INCLUDING AIR-CUSHION VEHICLES)	34	34	110,557	-	59	116,898
DIV 79	OTHER TRANSPORT EQUIPMENT	101	101	295,046	-	-	6,536
DIV 81	PREFABRICATED BUILDINGS; SANITARY, PLUMBING, HEATING AND LIGHTING FIXTURES AND FITTINGS, N.E.S.	-	-	12,714	-	140	31,955
DIV 82	FURNITURE AND PARTS THEREOF; BEDDING, MATTRESSES, MATTRESS SUPPORTS, CUSHIONS AND SIMILAR STUFFED FURNISHINGS	-	-	67,158	-	-	54,587
DIV 83	TRAVEL GOODS, HANDBAGS AND SIMILAR CONTAINERS	18	18	25,592	-	-	19,324
DIV 84	ARTICLES OF APPAREL AND CLOTHING ACCESSORIES	2	2	121,937	-	-	108,385
DIV 85	FOOTWEAR	2	2	57,132	-	5	37,058
DIV 87	PROFESSIONAL, SCIENTIFIC AND CONTROLLING INSTRUMENTS AND APPARATUS, N.E.S.	2,712	2,712	20,446	-	3,069	44,429
DIV 88	PHOTOGRAPHIC APPARATUS, EQUIPMENT AND SUPPLIES AND OPTICAL GOODS, N.E.S.; WATCHES AND CLOCKS	-	-	1,269	-	5	2,553
DIV 89	MISCELLANEOUS MANUFACTURED ARTICLES, N.E.S.	990	990	155,873	750	10	158,898
DIV 93	SPECIAL TRANSACTIONS AND COMMODITIES NOT CLASSIFIED ACCORDING TO KIND	231	208	11,586	44	5,541	12,187
SECT 0	FOOD AND LIVE ANIMALS	281,599	151	318,552	389,028	711	312,590
SECT 1	BEVERAGES AND TOBACCO	-	-	1,864	-	-	2,354
SECT 2	CRUDE MATERIALS, INEDIBLE, EXCEPT FUELS	288,537	762	54,679	293,945	-	38,444
SECT 3	MINERAL FUELS, LUBRICANTS AND RELATED MATERIALS	1,691,233	190	12,843	1,991,439	0	6,004
SECT 4	ANIMAL AND VEGETABLE OILS, FATS AND WAXES	5,469,418	-	623	4,088,948	-	611
SECT 5	CHEMICALS AND RELATED PRODUCTS, N.E.S.	768,939	2,271	699,459	761,003	214	643,904
SECT 6	MANUFACTURED GOODS CLASSIFIED CHIEFLY BY MATERIAL	20,826	1,289	899,433	27,908	2,273	1,212,889
SECT 7	MACHINERY AND TRANSPORT EQUIPMENT	1,309	1,309	1,253,819	-	2,924	1,522,553
SECT 8	MISCELLANEOUS MANUFACTURED ARTICLES	3,724	3,724	462,121	750	3,229	457,190
SECT 9	COMMODITIES AND TRANSACTIONS NOT CLASSIFIED ELSEWHERE IN THE SITC	231	208	11,586	44	5,541	12,187

JADUAL 20 (SAMB) : EKSPORT, EKSPORT SEMULA DAN IMPORT MENGIKUT KUMPULAN, BAHAGIAN, DAN SEKSYEN BARANGAN
BAGI 10 RAKAN DAGANGAN UTAMA (RM RIBU), 2022-2023
TABLE 20 (CONT'D) : EXPORTS, RE-EXPORTS, AND IMPORTS COMMODITY GROUPS, DIVISIONS, AND SECTIONS
FOR TOP 10 TRADING PARTNERS (RM THOUSAND), 2022-2023

GROUP/ DIV/ SECT	NEGARA / COUNTRY	2022			2023		
		EKSPORT	EKSPORT SEMULA	IMPORT	EKSPORT	EKSPORT SEMULA	IMPORT
		EXPORTS	RE-EXPORTS	IMPORTS	EXPORTS	RE-EXPORTS	IMPORTS
	THAILAND						
	JUMLAH/TOTAL	3,466,118	24,705	1,190,047	4,698,317	17,252	1,495,608
GRP 001	LIVE ANIMALS OTHER THAN ANIMALS OF DIVISION 03	-	-	-	-	-	14
GRP 012	OTHER MEAT AND EDIBLE MEAT OFFAL, FRESH, CHILLED OR FROZEN (EXCEPT MEAT AND MEAT OFFAL UNFIT OR UNSUITABLE FOR HUMAN CONSUMPTION)	-	-	13,217	-	-	129,009
GRP 017	MEAT AND EDIBLE MEAT OFFAL, PREPARED OR PRESERVED, N.E.S.	-	-	-	-	-	3
GRP 022	MILK AND CREAM AND MILK PRODUCTS OTHER THAN BUTTER OR CHEESE	-	-	10,450	-	-	23,500
GRP 034	FISH, FRESH (LIVE OR DEAD), CHILLED OR FROZEN	-	-	235	1,705	-	-
GRP 036	CRUSTACEANS, MOLLUSCS AND AQUATIC INVERTEBRATES, WHETHER IN SHELL OR NOT, FRESH (LIVE OR DEAD), CHILLED, FROZEN, DRIED, SALTED OR IN BRINE; CRUSTACEANS, IN SHELL, COOKED BY STEAMING OR BOILING IN WATER, WHETHER OR NOT CHILLED, FROZEN, DRIED, SALTED OR IN	368	-	8	591	-	239
GRP 037	FISH, CRUSTACEANS, MOLLUSCS AND OTHER AQUATIC INVERTEBRATES, PREPARED OR PRESERVED, N.E.S.	-	-	7,993	-	-	2,251
GRP 042	RICE	-	-	2,770	-	-	89,597
GRP 044	MAIZE (NOT INCLUDING SWEET CORN), UNMILLED	-	-	9,067	-	-	-
GRP 047	OTHER CEREAL MEALS AND FLOURS	-	-	16,743	-	-	14,966
GRP 048	CEREAL PREPARATIONS AND PREPARATIONS OF FLOUR OR STARCH OF FRUITS OR VEGETABLES	-	-	5,961	-	-	4,509
GRP 054	VEGETABLES, FRESH, CHILLED, FROZEN OR SIMPLY PRESERVED (INCLUDING DRIED LEGUMINOUS VEGETABLES); ROOTS, TUBERS AND OTHER EDIBLE VEGETABLE PRODUCTS, N.E.S., FRESH OR DRIED	-	-	725	-	-	69
GRP 056	VEGETABLES, ROOTS AND TUBERS, PREPARED OR PRESERVED, N.E.S.	89	-	5,912	-	-	7,320
GRP 057	FRUIT AND NUTS (NOT INCLUDING OIL NUTS), FRESH OR DRIED	-	-	10,867	-	-	9,583
GRP 058	FRUIT, PRESERVED, AND FRUIT PREPARATIONS (EXCLUDING FRUIT JUICES)	-	-	4,812	-	-	4,386
GRP 059	FRUIT JUICES (INCLUDING GRAPE MUST) AND VEGETABLE JUICES, UNFERMENTED AND NOT CONTAINING ADDED SPIRIT, WHETHER OR NOT CONTAINING ADDED SUGAR OR OTHER SWEETENING MATTER	-	-	1,231	-	-	1,689
GRP 061	SUGARS, MOLASSES AND HONEY	-	-	2,149	-	-	4,490
GRP 062	SUGAR CONFECTIONERY	-	-	1,241	-	-	3,071
GRP 071	COFFEE AND COFFEE SUBSTITUTES	-	-	-	-	-	5
GRP 072	COCOA	-	-	-	-	-	6
GRP 073	CHOCOLATE AND OTHER FOOD PREPARATIONS CONTAINING COCOA, N.E.S.	-	-	37	-	-	39
GRP 074	TEA AND MATÉ	-	-	2,412	-	-	997
GRP 075	SPICES	-	-	12	-	-	329
GRP 081	FEEDING STUFF FOR ANIMALS (NOT INCLUDING UNMILLED CEREALS)	2,313	-	67,429	1,468	-	45,227
GRP 098	EDIBLE PRODUCTS AND PREPARATIONS, N.E.S.	484	484	28,906	-	279	27,136
GRP 111	NON-ALCOHOLIC BEVERAGES, N.E.S.	-	-	7,298	-	-	7,479
GRP 112	ALCOHOLIC BEVERAGES	-	-	1,177	-	-	217
GRP 211	HIDES AND SKINS (EXCEPT FURSKINS), RAW	-	-	-	184	-	-
GRP 222	OIL-SEEDS AND OLEAGINOUS FRUITS OF A KIND USED FOR THE EXTRACTION OF "SOFT" FIXED VEGETABLE OILS (EXCLUDING FLOURS AND MEALS)	-	-	2	-	-	75
GRP 223	OIL-SEEDS AND OLEAGINOUS FRUITS, WHOLE OR BROKEN, OF A KIND USED FOR THE EXTRACTION OF OTHER FIXED VEGETABLE OILS (INCLUDING FLOURS AND MEALS OF OIL-SEEDS OR OLEAGINOUS FRUIT, N.E.S.)	983	-	-	872	-	-
GRP 248	WOOD, SIMPLY WORKED, AND RAILWAY SLEEPERS OF WOOD	6,488	-	-	4,068	-	-
GRP 268	WOOL AND OTHER ANIMAL HAIR (INCLUDING WOOL TOPS)	-	-	-	-	-	2
GRP 269	WORN CLOTHING AND OTHER WORN TEXTILE ARTICLES; RAGS	800	800	624	-	1,451	806
GRP 273	STONE, SAND AND GRAVEL	-	-	5,991	-	-	5,248

JADUAL 20 (SAMB) : EKSPORT, EKSPORT SEMULA DAN IMPORT MENGIKUT KUMPULAN, BAHAGIAN, DAN SEKSYEN BARANGAN
BAGI 10 RAKAN DAGANGAN UTAMA (RM RIBU), 2022-2023
TABLE 20 (CONT'D) : EXPORTS, RE-EXPORTS, AND IMPORTS COMMODITY GROUPS, DIVISIONS, AND SECTIONS
FOR TOP 10 TRADING PARTNERS (RM THOUSAND), 2022-2023

GROUP/ DIV/ SECT	NEGARA / COUNTRY	2022			2023		
		EKSPORT	EKSPORT SEMULA	IMPORT	EKSPORT	EKSPORT SEMULA	IMPORT
		EXPORTS	RE-EXPORTS	IMPORTS	EXPORTS	RE-EXPORTS	IMPORTS
GRP 278	OTHER CRUDE MINERALS	-	-	29,262	-	2	7,131
GRP 288	NON-FERROUS BASE METAL WASTE AND SCRAP, N.E.S.	-	-	-	-	-	9,775
GRP 292	CRUDE VEGETABLE MATERIALS, N.E.S.	-	-	395	-	-	163
GRP 333	PETROLEUM OILS AND OILS OBTAINED FROM BITUMINOUS MINERALS, CRUDE	2,313,074	-	-	3,286,899	-	-
GRP 334	PETROLEUM OILS AND OILS OBTAINED FROM BITUMINOUS MINERALS (OTHER THAN CRUDE); PREPARATIONS, N.E.S., CONTAINING BY WEIGHT 70% OR MORE OF PETROLEUM OILS OR OF OILS OBTAINED FROM BITUMINOUS MINERALS, THESE OILS BEING THE BASIC CONSTITUENTS OF THE PREPARATION	0	0	12,263	2	8	10,390
GRP 335	RESIDUAL PETROLEUM PRODUCTS, N.E.S., AND RELATED MATERIALS	-	-	161	-	-	69
GRP 342	LIQUEFIED PROPANE AND BUTANE	-	-	-	-	7	-
GRP 343	NATURAL GAS, WHETHER OR NOT LIQUEFIED	639,151	-	-	817,666	-	-
GRP 344	PETROLEUM GASES AND OTHER GASEOUS HYDROCARBONS, N.E.S.	-	-	-	-	3	-
GRP 421	FIXED VEGETABLE FATS AND OILS, "SOFT", CRUDE, REFINED OR FRACTIONATED	-	-	8	-	-	8
GRP 422	FIXED VEGETABLE FATS AND OILS, CRUDE, REFINED OR FRACTIONATED, OTHER THAN "SOFT"	-	-	-	95	-	-
GRP 512	ALCOHOLS, PHENOLS, PHENOL-ALCOHOLS, AND THEIR HALOGENATED, SULPHONATED, NITRATED OR NITROSATED DERIVATIVES	256,745	2,967	146	193,552	-	245
GRP 514	NITROGEN-FUNCTION COMPOUNDS	-	-	3	-	-	-
GRP 516	OTHER ORGANIC CHEMICALS	-	-	-	-	379	-
GRP 522	INORGANIC CHEMICAL ELEMENTS, OXIDES AND HALOGEN SALTS	26,210	76	187	42,429	7	475
GRP 523	SALTS AND PEROXYSALTS, OF INORGANIC ACIDS AND METALS	-	-	666	-	53	218
GRP 524	OTHER INORGANIC CHEMICALS; ORGANIC AND INORGANIC COMPOUNDS OF PRECIOUS METALS	-	-	216	-	-	393
GRP 525	RADIOACTIVE AND ASSOCIATED MATERIALS	174	174	-	-	325	-
GRP 533	PIGMENTS, PAINTS, VARNISHES AND RELATED MATERIALS	-	-	1,078	-	3	70
GRP 542	MEDICAMENTS (INCLUDING VETERINARY MEDICAMENTS)	-	-	14	-	-	10
GRP 551	ESSENTIAL OILS, PERFUME AND FLAVOUR MATERIALS	-	-	130	-	-	3
GRP 553	PERFUMERY, COSMETIC OR TOILET PREPARATIONS (EXCLUDING SOAPS)	44	44	75,871	-	5	44,046
GRP 554	SOAP, CLEANSING AND POLISHING PREPARATIONS	60	60	14,990	-	-	3,196
GRP 562	FERTILIZERS (OTHER THAN THOSE OF GROUP 272)	172,361	159	2,179	316,676	538	4,127
GRP 571	POLYMERS OF ETHYLENE, IN PRIMARY FORMS	1,549	1,549	19,845	-	-	20,827
GRP 573	POLYMERS OF VINYL CHLORIDE OR OF OTHER HALOGENATED OLEFINS, IN PRIMARY FORMS	-	-	2,150	-	-	708
GRP 574	POLYACETALS, OTHER POLYETHERS AND EPOXIDE RESINS, IN PRIMARY FORMS; POLYCARBONATES, ALKYD RESINS, POLYALLYL ESTERS AND OTHER POLYESTERS, IN PRIMARY FORMS	-	-	3,808	-	-	1,045
GRP 575	OTHER PLASTICS, IN PRIMARY FORMS	993	993	2,068	-	-	1,592
GRP 581	TUBES, PIPES AND HOSES, AND FITTINGS THEREFOR, OF PLASTICS	-	-	7	-	-	10
GRP 582	PLATES, SHEETS, FILM, FOIL AND STRIP, OF PLASTICS	-	-	8,802	-	-	6,407
GRP 591	INSECTICIDES, RODENTICIDES, FUNGICIDES, HERBICIDES, ANTI-SPROUTING PRODUCTS AND PLANT-GROWTH REGULATORS, DISINFECTANTS AND SIMILAR PRODUCTS, PUT UP IN FORMS OR PACKINGS FOR RETAIL SALE OR AS PREPARATIONS OR ARTICLES (E.G., SULPHUR-TREATED BANDS, WICKS AND CANDLES, AND FLY-PAPERS)	-	-	236	-	-	2
GRP 592	STARCHES, INULIN AND WHEAT GLUTEN; ALBUMINOIDAL SUBSTANCES; GLUES	-	-	14,502	-	104	8,511
GRP 597	PREPARED ADDITIVES FOR MINERAL OILS AND THE LIKE; PREPARED LIQUIDS FOR HYDRAULIC TRANSMISSION; ANTI-FREEZING PREPARATIONS AND PREPARED DE-ICING FLUIDS; LUBRICATING PREPARATIONS	37	37	1,036	-	95	748

JADUAL 20 (SAMB) : EKSPORT, EKSPORT SEMULA DAN IMPORT MENGIKUT KUMPULAN, BAHAGIAN, DAN SEKSYEN BARANGAN
BAGI 10 RAKAN DAGANGAN UTAMA (RM RIBU), 2022-2023
TABLE 20 (CONT'D) : EXPORTS, RE-EXPORTS, AND IMPORTS COMMODITY GROUPS, DIVISIONS, AND SECTIONS
FOR TOP 10 TRADING PARTNERS (RM THOUSAND), 2022-2023

GROUP/ DIV/ SECT	NEGARA / COUNTRY	2022			2023		
		EKSPORT	EKSPORT SEMULA	IMPORT	EKSPORT	EKSPORT SEMULA	IMPORT
		EXPORTS	RE-EXPORTS	IMPORTS	EXPORTS	RE-EXPORTS	IMPORTS
GRP 598	MISCELLANEOUS CHEMICAL PRODUCTS, N.E.S.	2,014	2,014	930	-	1,585	1,473
GRP 621	MATERIALS OF RUBBER (E.G., PASTES, PLATES, SHEETS, RODS, THREAD, TUBES, OF RUBBER)	177	177	4,502	-	15	10
GRP 625	RUBBER TYRES, INTERCHANGEABLE TYRE TREADS, TYRE FLAPS AND INNER TUBES FOR WHEELS OF ALL KINDS	-	-	99,521	-	-	77,682
GRP 629	ARTICLES OF RUBBER, N.E.S.	11	11	373	-	16	533
GRP 634	VENEERS, PLYWOOD, PARTICLE BOARD, AND OTHER WOOD, WORKED, N.E.S.	26,088	-	-	31,947	-	79
GRP 635	WOOD MANUFACTURES, N.E.S.	-	-	229	-	-	6
GRP 641	PAPER AND PAPERBOARD	642	-	13,230	155	-	9,857
GRP 642	PAPER AND PAPERBOARD, CUT TO SIZE OR SHAPE, AND ARTICLES OF PAPER OR PAPERBOARD	-	-	4,761	-	-	3,039
GRP 657	SPECIAL YARNS, SPECIAL TEXTILE FABRICS AND RELATED PRODUCTS	-	-	41	-	3	149
GRP 658	MADE-UP ARTICLES, WHOLLY OR CHIEFLY OF TEXTILE MATERIALS, N.E.S.	-	-	82	-	-	168
GRP 659	FLOOR COVERINGS, ETC.	-	-	5	-	-	15
GRP 661	LIME, CEMENT, AND FABRICATED CONSTRUCTION MATERIALS (EXCEPT GLASS AND CLAY MATERIALS)	-	-	2,936	-	-	4,258
GRP 662	CLAY CONSTRUCTION MATERIALS AND REFRACTORY CONSTRUCTION MATERIALS	-	-	5,283	-	-	1,840
GRP 663	MINERAL MANUFACTURES, N.E.S.	-	-	1,411	-	8	3,672
GRP 664	GLASS	-	-	1,736	-	-	1,624
GRP 665	GLASSWARE	-	-	8	-	283	48
GRP 676	IRON AND STEEL BARS, RODS, ANGLES, SHAPES AND SECTIONS (INCLUDING SHEET PILING)	-	-	11,572	-	-	5,944
GRP 679	TUBES, PIPES AND HOLLOW PROFILES, AND TUBE OR PIPE FITTINGS, OF IRON OR STEEL	58	58	320	-	610	848
GRP 682	COPPER	-	-	6	-	-	-
GRP 684	ALUMINIUM	6	6	5	-	-	-
GRP 686	ZINC	-	-	5	-	-	-
GRP 691	STRUCTURES AND PARTS OF STRUCTURES, N.E.S., OF IRON, STEEL OR ALUMINIUM	24	24	93	-	19	-
GRP 692	METAL CONTAINERS FOR STORAGE OR TRANSPORT	20	20	177	-	4	-
GRP 693	WIRE PRODUCTS (EXCLUDING INSULATED ELECTRICAL WIRING) AND FENCING GRILLS	-	-	492	-	-	633
GRP 694	NAILS, SCREWS, NUTS, BOLTS, RIVETS AND THE LIKE, OF IRON, STEEL, COPPER OR ALUMINIUM	25	25	37	-	3	70
GRP 695	TOOLS FOR USE IN THE HAND OR IN MACHINES	1,070	1,070	974	-	450	1,023
GRP 696	CUTLERY	-	-	12	-	-	7
GRP 697	HOUSEHOLD EQUIPMENT OF BASE METAL, N.E.S.	-	-	32	-	18	276
GRP 699	MANUFACTURES OF BASE METAL, N.E.S.	234	234	1,311	-	142	375
GRP 713	INTERNAL COMBUSTION PISTON ENGINES AND PARTS THEREOF, N.E.S.	-	-	2,832	-	1,451	17
GRP 714	ENGINES AND MOTORS, NON-ELECTRIC (OTHER THAN THOSE OF GROUPS 712, 713 AND 718); PARTS, N.E.S., OF THESE ENGINES AND MOTORS	35	35	3	-	22	228
GRP 716	ROTATING ELECTRIC PLANT AND PARTS THEREOF, N.E.S.	66	66	60	-	62	-
GRP 718	POWER-GENERATING MACHINERY AND PARTS THEREOF, N.E.S.	518	518	9	-	80	6
GRP 721	AGRICULTURAL MACHINERY (EXCLUDING TRACTORS) AND PARTS THEREOF	-	-	310	-	-	1,498
GRP 722	TRACTORS (OTHER THAN THOSE OF HEADINGS 744.14 AND 744.15)	-	-	5,689	-	-	2,137
GRP 723	CIVIL ENGINEERING AND CONTRACTORS' PLANT AND EQUIPMENT; PARTS THEREOF	3,359	3,359	49,221	-	1,103	81,179
GRP 724	TEXTILE AND LEATHER MACHINERY AND PARTS THEREOF, N.E.S.	-	-	3,795	-	21	2,827
GRP 725	PAPER MILL AND PULP MILL MACHINERY, PAPER-CUTTING MACHINES AND OTHER MACHINERY FOR THE MANUFACTURE OF PAPER ARTICLES; PARTS THEREOF	-	-	61	-	-	-
GRP 726	PRINTING AND BOOKBINDING MACHINERY AND PARTS THEREOF	-	-	-	-	-	-
GRP 727	FOOD-PROCESSING MACHINES (EXCLUDING DOMESTIC); PARTS THEREOF	-	-	19	-	-	95
GRP 728	OTHER MACHINERY AND EQUIPMENT SPECIALIZED FOR PARTICULAR INDUSTRIES; PARTS THEREOF, N.E.S.	1,357	1,357	279	-	1,031	645

JADUAL 20 (SAMB) : EKSPORT, EKSPORT SEMULA DAN IMPORT MENGIKUT KUMPULAN, BAHAGIAN, DAN SEKSYEN BARANGAN
BAGI 10 RAKAN DAGANGAN UTAMA (RM RIBU), 2022-2023
TABLE 20 (CONT'D) : EXPORTS, RE-EXPORTS, AND IMPORTS COMMODITY GROUPS, DIVISIONS, AND SECTIONS
FOR TOP 10 TRADING PARTNERS (RM THOUSAND), 2022-2023

GROUP/ DIV/ SECT	NEGARA / COUNTRY	2022			2023		
		EKSPORT	EKSPORT SEMULA	IMPORT	EKSPORT	EKSPORT SEMULA	IMPORT
		EXPORTS	RE-EXPORTS	IMPORTS	EXPORTS	RE-EXPORTS	IMPORTS
GRP 731	MACHINE TOOLS WORKING BY REMOVING METAL OR OTHER MATERIAL	-	-	-	-	391	-
GRP 733	MACHINE TOOLS FOR WORKING METAL, SINTERED METAL CARBIDES OR CERMETS, WITHOUT REMOVING MATERIAL	-	-	-	-	7	-
GRP 735	PARTS, N.E.S., AND ACCESSORIES SUITABLE FOR USE SOLELY OR PRINCIPALLY WITH THE MACHINES FALLING WITHIN GROUPS 731 AND 733 (INCLUDING WORK OR TOOL HOLDERS, SELF-OPENING DIE-HEADS, DIVIDING HEADS AND OTHER SPECIAL ATTACHMENTS FOR MACHINE TOOLS); TOOL HOLDER	-	-	3	-	-	128
GRP 737	METALWORKING MACHINERY (OTHER THAN MACHINE TOOLS) AND PARTS THEREOF, N.E.S.	-	-	214	-	-	326
GRP 741	HEATING AND COOLING EQUIPMENT AND PARTS THEREOF, N.E.S.	-	-	13,375	-	20	14,825
GRP 742	PUMPS FOR LIQUIDS, WHETHER OR NOT FITTED WITH A MEASURING DEVICE; LIQUID ELEVATORS; PARTS FOR SUCH PUMPS AND LIQUID ELEVATORS	1,256	1,256	305	-	364	24
GRP 743	PUMPS (OTHER THAN PUMPS FOR LIQUIDS), AIR OR OTHER GAS COMPRESSORS AND FANS; VENTILATING OR RECYCLING HOODS INCORPORATING A FAN, WHETHER OR NOT FITTED WITH FILTERS; CENTRIFUGES; FILTERING OR PURIFYING APPARATUS; PARTS THEREOF	321	321	2,946	-	927	1,889
GRP 744	MECHANICAL HANDLING EQUIPMENT AND PARTS THEREOF, N.E.S.	684	684	13,770	-	236	8,786
GRP 745	NON-ELECTRICAL MACHINERY, TOOLS AND MECHANICAL APPARATUS AND PARTS THEREOF, N.E.S.	76	76	30	-	24	20
GRP 746	BALL- OR ROLLER BEARINGS	12	12	51	-	18	31
GRP 747	TAPS, COCKS, VALVES AND SIMILAR APPLIANCES FOR PIPES, BOILER SHELLS, TANKS, VATS OR THE LIKE, INCLUDING PRESSURE-REDUCING VALVES AND THERMOSTATICALLY CONTROLLED VALVES	757	757	623	-	377	104
GRP 748	TRANSMISSION SHAFTS (INCLUDING CAMSHAFTS AND CRANKSHAFTS) AND CRANKS; BEARING HOUSINGS AND PLAIN SHAFT BEARINGS; GEARS AND GEARING; BALL OR ROLLER SCREWS; GEARBOXES AND OTHER SPEED CHANGERS (INCLUDING TORQUE CONVERTERS); FLYWHEELS AND PULLEYS (INCLUDING PULLEY BLOCKS); CLUTCHES AND SHAFT COUPLINGS (INCLUDING UNIVERSAL JOINTS); ARTICULATED LINK CHAIN; PARTS THEREOF	21	21	48	-	341	6
GRP 749	NON-ELECTRIC PARTS AND ACCESSORIES OF MACHINERY, N.E.S.	17	17	49	-	168	53
GRP 751	OFFICE MACHINES	-	-	426	-	-	5
GRP 752	AUTOMATIC DATA-PROCESSING MACHINES AND UNITS THEREOF; MAGNETIC OR OPTICAL READERS, MACHINES FOR TRANSCRIBING DATA ONTO DATA MEDIA IN CODED FORM AND MACHINES FOR PROCESSING SUCH DATA, N.E.S.	648	648	74	-	13	43
GRP 759	PARTS AND ACCESSORIES (OTHER THAN COVERS, CARRYING CASES AND THE LIKE) SUITABLE FOR USE SOLELY OR PRINCIPALLY WITH MACHINES FALLING WITHIN GROUPS 751 AND 752	29	29	7	-	-	6
GRP 761	MONITORS AND PROJECTORS, NOT INCORPORATING TELEVISION RECEPTION APPARATUS; RECEPTION APPARATUS FOR TELEVISION, WHETHER OR NOT INCORPORATING RADIO-BROADCAST RECEIVERS OR SOUND OR VIDEO RECORDING OR REPRODUCING APPARATUS	31	31	984	-	70	7,220
GRP 763	SOUND RECORDING OR REPRODUCING APPARATUS; VIDEO RECORDING OR REPRODUCING APPARATUS; WHETHER OR NOT INCORPORATING A VIDEO TUNER	-	-	-	-	3	126
GRP 764	TELECOMMUNICATIONS EQUIPMENT, N.E.S., AND PARTS, N.E.S., AND ACCESSORIES OF APPARATUS FALLING WITHIN DIVISION 76	6	6	12	-	-	925
GRP 771	ELECTRIC POWER MACHINERY (OTHER THAN ROTATING ELECTRIC PLANT OF GROUP 716) AND PARTS THEREOF	1,039	1,039	1,819	-	6	19,755

JADUAL 20 (SAMB) : EKSPORT, EKSPORT SEMULA DAN IMPORT MENGIKUT KUMPULAN, BAHAGIAN, DAN SEKSYEN BARANGAN
BAGI 10 RAKAN DAGANGAN UTAMA (RM RIBU), 2022-2023
TABLE 20 (CONT'D) : EXPORTS, RE-EXPORTS, AND IMPORTS COMMODITY GROUPS, DIVISIONS, AND SECTIONS
FOR TOP 10 TRADING PARTNERS (RM THOUSAND), 2022-2023

GROUP/ DIV/ SECT	NEGARA / COUNTRY	2022			2023		
		EKSPORT	EKSPORT SEMULA	IMPORT	EKSPORT	EKSPORT SEMULA	IMPORT
		EXPORTS	RE-EXPORTS	IMPORTS	EXPORTS	RE-EXPORTS	IMPORTS
GRP 772	ELECTRICAL APPARATUS FOR SWITCHING OR PROTECTING ELECTRICAL CIRCUITS OR FOR MAKING CONNECTIONS TO OR IN ELECTRICAL CIRCUITS (E.G., SWITCHES, RELAYS, FUSES, LIGHTNING ARRESTERS, VOLTAGE LIMITERS, SURGE SUPPRESSORS, PLUGS AND SOCKETS, LAMP-HOLDERS AND JUNCTION BOXES); ELECTRICAL RESISTORS (INCLUDING RHEOSTATS AND POTENTIOMETERS), OTHER THAN HEATING RESISTORS; PRINTED CIRCUITS; BOARDS, PANELS (INCLUDING NUMERICAL CONTROL PANELS), CONSOLES, DESKS, CABINETS AND OTHER BASES, EQUIPPED WITH TWO OR MORE APPARATUS FOR SWITCHING, PROTECTING OR FOR MAKING CONNECTIONS TO OR IN ELECTRICAL CIRCUITS, FOR ELECTRIC CONTROL OR THE DISTRIBUTION OF ELECTRICITY (EXCLUDING SWITCHING APPARATUS OF SUBGROUP 764.1)	181	181	1,072	-	216	1,116
GRP 773	EQUIPMENT FOR DISTRIBUTING ELECTRICITY, N.E.S.	85	85	4	-	240	4
GRP 774	ELECTRODIAGNOSTIC APPARATUS FOR MEDICAL, SURGICAL, DENTAL OR VETERINARY PURPOSES, AND RADIOLOGICAL APPARATUS	29	29	-	-	49	-
GRP 775	HOUSEHOLD-TYPE ELECTRICAL AND NON-ELECTRICAL EQUIPMENT, N.E.S.	-	-	15,624	-	-	7,746
GRP 776	THERMIONIC, COLD CATHODE OR PHOTO-CATHODE VALVES AND TUBES (E.G., VACUUM OR VAPOUR OR GAS-FILLED VALVES AND TUBES, MERCURY ARC RECTIFYING VALVES AND TUBES, CATHODE-RAY TUBES, TELEVISION CAMERA TUBES); DIODES, TRANSISTORS AND SIMILAR SEMICONDUCTOR DEVICES;	-	-	5	-	-	18
GRP 778	ELECTRICAL MACHINERY AND APPARATUS, N.E.S.	18	18	3,096	-	403	1,226
GRP 781	MOTOR CARS AND OTHER MOTOR VEHICLES PRINCIPALLY DESIGNED FOR THE TRANSPORT OF PERSONS (OTHER THAN MOTOR VEHICLES FOR THE TRANSPORT OF TEN OR MORE PERSONS, INCLUDING THE DRIVER), INCLUDING STATION-WAGONS AND RACING CARS	-	-	14,039	-	-	60,332
GRP 782	MOTOR VEHICLES FOR THE TRANSPORT OF GOODS AND SPECIAL-PURPOSE MOTOR VEHICLES	-	-	491,771	-	-	647,297
GRP 783	ROAD MOTOR VEHICLES, N.E.S.	-	-	-	-	-	370
GRP 784	PARTS AND ACCESSORIES OF THE MOTOR VEHICLES OF GROUPS 722, 781, 782 AND 783	27	27	6,988	-	-	4,759
GRP 785	MOTOR CYCLES (INCLUDING MOPEDS) AND CYCLES, MOTORIZED AND NON-MOTORIZED; INVALID CARRIAGES	78	78	4,249	-	-	4,763
GRP 786	TRAILERS AND SEMI-TRAILERS; OTHER VEHICLES, NOT MECHANICALLY-PROPELLED; SPECIALLY DESIGNED AND EQUIPPED TRANSPORT CONTAINERS	-	-	-	-	-	7
GRP 792	AIRCRAFT AND ASSOCIATED EQUIPMENT; SPACECRAFT (INCLUDING SATELLITES) AND SPACECRAFT LAUNCH VEHICLES; PARTS THEREOF	-	-	318	-	-	1,172
GRP 793	SHIPS, BOATS (INCLUDING HOVERCRAFT) AND FLOATING STRUCTURES	-	-	29	-	-	30
GRP 811	PREFABRICATED BUILDINGS	203	203	-	-	166	-
GRP 812	SANITARY, PLUMBING AND HEATING FIXTURES AND FITTINGS, N.E.S.	-	-	77	-	-	-
GRP 813	LIGHTING FIXTURES AND FITTINGS, N.E.S.	-	-	42	-	-	126
GRP 821	FURNITURE AND PARTS THEREOF; BEDDING, MATTRESSES, MATTRESS SUPPORTS, CUSHIONS AND SIMILAR STUFFED FURNISHINGS	-	-	352	-	-	1,399

JADUAL 20 (SAMB) : EKSPORT, EKSPORT SEMULA DAN IMPORT MENGIKUT KUMPULAN, BAHAGIAN, DAN SEKSYEN BARANGAN
BAGI 10 RAKAN DAGANGAN UTAMA (RM RIBU), 2022-2023
TABLE 20 (CONT'D) : EXPORTS, RE-EXPORTS, AND IMPORTS COMMODITY GROUPS, DIVISIONS, AND SECTIONS
FOR TOP 10 TRADING PARTNERS (RM THOUSAND), 2022-2023

GROUP/ DIV/ SECT	NEGARA / COUNTRY	2022			2023		
		EKSPORT	EKSPORT SEMULA	IMPORT	EKSPORT	EKSPORT SEMULA	IMPORT
		EXPORTS	RE-EXPORTS	IMPORTS	EXPORTS	RE-EXPORTS	IMPORTS
GRP 831	TRUNKS, SUITCASES, VANITY CASES, EXECUTIVE CASES, BRIEFCASES, SCHOOL SATCHES, SPECTACLE CASES, BINOCULAR CASES, CAMERA CASES, MUSICAL INSTRUMENT CASES, GUN CASES, HOLSTERS AND SIMILAR CONTAINERS; TRAVELLING BAGS, INSULATED FOOD OR BEVERAGES BAGS, TOILET BAGS, RUCKSACKS, HANDBAGS, SHOPPING BAGS, WALLETS, PURSES, MAP CASES, CIGARETTE CASES, TOBACCO POUCHES, TOOL BAGS, SPORTS BAGS, BOTTLE CASES, JEWELLERY BOXES, POWDER BOXES, CUTLERY CASES AND SIMILAR CONTAINERS, OF LEATHER OR OF COMPOSITION LEATHER, OF SHEETING OF PLASTICS, OF TEXTILE MATERIALS, OF VULCANIZED FIBRE OR OF PAPERBOARD, OR WHOLLY OR MAINLY COVERED WITH SUCH MATERIALS OR WITH PAPER; TRAVEL SETS FOR PERSONAL TOILET, SEWING OR SHOE OR CLOTHES CLEANING.	3	3	32	-	-	59
GRP 841	MEN'S OR BOYS' COATS, CAPES, JACKETS, SUITS, BLAZERS, TROUSERS, SHORTS, SHIRTS, UNDERWEAR, NIGHTWEAR AND SIMILAR ARTICLES OF TEXTILE FABRICS, NOT KNITTED OR CROCHETED (OTHER THAN THOSE OF SUBGROUP 845.2)	-	-	27	-	-	171
GRP 842	WOMEN'S OR GIRLS' COATS, CAPES, JACKETS, SUITS, TROUSERS, SHORTS, SHIRTS, DRESSES AND SKIRTS, UNDERWEAR, NIGHTWEAR AND SIMILAR ARTICLES OF TEXTILE FABRICS, NOT KNITTED OR CROCHETED (OTHER THAN THOSE OF SUBGROUP 845.2)	-	-	245	-	-	165
GRP 843	MEN'S OR BOYS' COATS, CAPES, JACKETS, SUITS, BLAZERS, TROUSERS, SHORTS, SHIRTS, UNDERWEAR, NIGHTWEAR AND SIMILAR ARTICLES OF TEXTILE FABRICS, KNITTED OR CROCHETED (OTHER THAN THOSE OF SUBGROUP 845.2)	-	-	17	-	-	17
GRP 844	WOMEN'S OR GIRLS' COATS, CAPES, JACKETS, SUITS, TROUSERS, SHORTS, SHIRTS, DRESSES AND SKIRTS, UNDERWEAR, NIGHTWEAR AND SIMILAR ARTICLES OF TEXTILE FABRICS, KNITTED OR CROCHETED (OTHER THAN THOSE OF SUBGROUP 845.2)	-	-	8	-	-	5
GRP 845	ARTICLES OF APPAREL, OF TEXTILE FABRICS, WHETHER OR NOT KNITTED OR CROCHETED, N.E.S.	16	16	367	-	-	350
GRP 846	CLOTHING ACCESSORIES, OF TEXTILE FABRICS, WHETHER OR NOT KNITTED OR CROCHETED (OTHER THAN THOSE FOR BABIES)	-	-	35	-	-	100
GRP 848	ARTICLES OF APPAREL AND CLOTHING ACCESSORIES OF OTHER THAN TEXTILE FABRICS; HEADGEAR OF ALL MATERIALS	-	-	55	-	-	118
GRP 851	FOOTWEAR	-	-	681	-	-	622
GRP 871	OPTICAL INSTRUMENTS AND APPARATUS, N.E.S.	-	-	2	-	-	-
GRP 872	INSTRUMENTS AND APPLIANCES, N.E.S., FOR MEDICAL, SURGICAL, DENTAL OR VETERINARY PURPOSES	-	-	-	-	-	-
GRP 873	METERS AND COUNTERS, N.E.S.	-	-	91	-	-	-
GRP 874	MEASURING, CHECKING, ANALYSING AND CONTROLLING INSTRUMENTS AND APPARATUS, N.E.S.	2,073	2,073	242	-	2,786	388
GRP 881	PHOTOGRAPHIC APPARATUS AND EQUIPMENT, N.E.S.	-	-	-	-	-	-
GRP 882	PHOTOGRAPHIC AND CINEMATOGRAPHIC SUPPLIES	-	-	4	-	-	-
GRP 884	OPTICAL GOODS, N.E.S.	-	-	-	-	-	44
GRP 885	WATCHES AND CLOCKS	-	-	4	-	-	5
GRP 892	PRINTED MATTER	-	-	16	-	-	69
GRP 893	ARTICLES, N.E.S., OF PLASTICS	427	331	2,448	-	32	1,929
GRP 894	BABY CARRIAGES, TOYS, GAMES AND SPORTING GOODS	-	-	71	-	-	64
GRP 895	OFFICE AND STATIONERY SUPPLIES, N.E.S.	-	-	-	-	-	-
GRP 896	WORKS OF ART, COLLECTORS' PIECES AND ANTIQUES	-	-	7	-	-	4

JADUAL 20 (SAMB) : EKSPORT, EKSPORT SEMULA DAN IMPORT MENGIKUT KUMPULAN, BAHAGIAN, DAN SEKSYEN BARANGAN
BAGI 10 RAKAN DAGANGAN UTAMA (RM RIBU), 2022-2023
TABLE 20 (CONT'D) : EXPORTS, RE-EXPORTS, AND IMPORTS COMMODITY GROUPS, DIVISIONS, AND SECTIONS
FOR TOP 10 TRADING PARTNERS (RM THOUSAND), 2022-2023

GROUP/ DIV/ SECT	NEGARA / COUNTRY	2022			2023		
		EKSPORT	EKSPORT SEMULA	IMPORT	EKSPORT	EKSPORT SEMULA	IMPORT
		EXPORTS	RE-EXPORTS	IMPORTS	EXPORTS	RE-EXPORTS	IMPORTS
GRP 897	JEWELLERY, GOLDSMITHS' AND SILVERSMITHS' WARES, AND OTHER ARTICLES OF PRECIOUS OR SEMIPRECIOUS MATERIALS, N.E.S.	-	-	995	-	-	255
GRP 898	MUSICAL INSTRUMENTS AND PARTS AND ACCESSORIES THEREOF; RECORDS, TAPES AND OTHER SOUND OR SIMILAR RECORDINGS (EXCLUDING GOODS OF GROUPS 763 AND 883)	-	-	3	-	-	-
GRP 899	MISCELLANEOUS MANUFACTURED ARTICLES, N.E.S.	-	-	1,276	-	-	778
GRP 931	SPECIAL TRANSACTIONS AND COMMODITIES NOT CLASSIFIED ACCORDING TO KIND	452	448	1,369	7	210	1,134
DIV 00	LIVE ANIMALS OTHER THAN ANIMALS OF DIVISION 03	-	-	-	-	-	14
DIV 01	MEAT AND MEAT PREPARATIONS	-	-	13,217	-	-	129,011
DIV 02	DAIRY PRODUCTS AND BIRDS' EGGS	-	-	10,450	-	-	23,500
DIV 03	FISH (NOT MARINE MAMMALS), CRUSTACEANS, MOLLUSCS AND AQUATIC INVERTEBRATES, AND PREPARATIONS THEREOF	368	-	8,236	2,296	-	2,491
DIV 04	CEREALS AND CEREAL PREPARATIONS	-	-	34,540	-	-	109,072
DIV 05	VEGETABLES AND FRUIT	89	-	23,547	-	-	23,047
DIV 06	SUGARS, SUGAR PREPARATIONS AND HONEY	-	-	3,390	-	-	7,562
DIV 07	COFFEE, TEA, COCOA, SPICES, AND MANUFACTURES THEREOF	-	-	2,461	-	-	1,376
DIV 08	FEEDING STUFF FOR ANIMALS (NOT INCLUDING UNMILLED CEREALS)	2,313	-	67,429	1,468	-	45,227
DIV 09	MISCELLANEOUS EDIBLE PRODUCTS AND PREPARATIONS	484	484	28,906	-	279	27,136
DIV 11	BEVERAGES	-	-	8,474	-	-	7,696
DIV 21	HIDES, SKINS AND FURSKINS, RAW	-	-	-	184	-	-
DIV 22	OIL-SEEDS AND OLEAGINOUS FRUITS	983	-	2	872	-	75
DIV 24	CORK AND WOOD	6,488	-	-	4,068	-	-
DIV 26	TEXTILE FIBRES (OTHER THAN WOOL TOPS AND OTHER COMBED WOOL) AND THEIR WASTES (NOT MANUFACTURED INTO YARN OR FABRIC)	800	800	624	-	1,451	808
DIV 27	CRUDE FERTILIZERS, OTHER THAN THOSE OF DIVISION 56, AND CRUDE MINERALS (EXCLUDING COAL, PETROLEUM AND PRECIOUS STONES)	-	-	35,253	-	2	12,379
DIV 28	METALLIFEROUS ORES AND METAL SCRAP	-	-	-	-	-	9,775
DIV 29	CRUDE ANIMAL AND VEGETABLE MATERIALS, N.E.S.	-	-	395	-	-	163
DIV 33	PETROLEUM, PETROLEUM PRODUCTS AND RELATED MATERIALS	2,313,074	0	12,425	3,286,901	8	10,459
DIV 34	GAS, NATURAL AND MANUFACTURED	639,151	-	-	817,666	10	-
DIV 42	FIXED VEGETABLE FATS AND OILS, CRUDE, REFINED OR FRACTIONATED	-	-	8	95	-	8
DIV 51	ORGANIC CHEMICALS	256,745	2,967	148	193,552	379	245
DIV 52	INORGANIC CHEMICALS	26,383	249	1,069	42,429	385	1,086
DIV 53	DYEING, TANNING AND COLOURING MATERIALS	-	-	1,078	-	3	70
DIV 54	MEDICINAL AND PHARMACEUTICAL PRODUCTS	-	-	14	-	-	10
DIV 55	ESSENTIAL OILS AND RESINOIDS AND PERFUME MATERIALS; TOILET, POLISHING AND CLEANSING PREPARATIONS	104	104	90,991	-	5	47,245
DIV 56	FERTILIZERS (OTHER THAN THOSE OF GROUP 272)	172,361	159	2,179	316,676	538	4,127
DIV 57	PLASTICS IN PRIMARY FORMS	2,543	2,543	27,871	-	-	24,172
DIV 58	PLASTICS IN NON-PRIMARY FORMS	-	-	8,810	-	-	6,417
DIV 59	CHEMICAL MATERIALS AND PRODUCTS, N.E.S.	2,052	2,052	16,704	-	1,784	10,734
DIV 62	RUBBER MANUFACTURES, N.E.S.	188	188	104,396	-	31	78,226
DIV 63	CORK AND WOOD MANUFACTURES (EXCLUDING FURNITURE)	26,088	-	229	31,947	-	85
DIV 64	PAPER, PAPERBOARD AND ARTICLES OF PAPER PULP, OF PAPER OR OF PAPERBOARD	642	-	17,990	155	-	12,896
DIV 65	TEXTILE YARN, FABRICS, MADE-UP ARTICLES, N.E.S., AND RELATED PRODUCTS	-	-	128	-	3	332
DIV 66	NON-METALLIC MINERAL MANUFACTURES, N.E.S.	-	-	11,374	-	291	11,442
DIV 67	IRON AND STEEL	58	58	11,892	-	610	6,793
DIV 68	NON-FERROUS METALS	6	6	16	-	-	-

JADUAL 20 (SAMB) : EKSPORT, EKSPORT SEMULA DAN IMPORT MENGIKUT KUMPULAN, BAHAGIAN, DAN SEKSYEN BARANGAN
BAGI 10 RAKAN DAGANGAN UTAMA (RM RIBU), 2022-2023
TABLE 20 (CONT'D) : EXPORTS, RE-EXPORTS, AND IMPORTS COMMODITY GROUPS, DIVISIONS, AND SECTIONS
FOR TOP 10 TRADING PARTNERS (RM THOUSAND), 2022-2023

GROUP/ DIV/ SECT	NEGARA / COUNTRY	2022			2023		
		EKSPORT	EKSPORT SEMULA	IMPORT	EKSPORT	EKSPORT SEMULA	IMPORT
		EXPORTS	RE-EXPORTS	IMPORTS	EXPORTS	RE-EXPORTS	IMPORTS
DIV 69	MANUFACTURES OF METALS, N.E.S.	1,373	1,373	3,128	-	635	2,385
DIV 71	POWER-GENERATING MACHINERY AND EQUIPMENT	619	619	2,904	-	1,615	251
DIV 72	MACHINERY SPECIALIZED FOR PARTICULAR INDUSTRIES	4,716	4,716	59,375	-	2,155	88,382
DIV 73	METALWORKING MACHINERY	-	-	217	-	398	454
DIV 74	GENERAL INDUSTRIAL MACHINERY AND EQUIPMENT, N.E.S., AND MACHINE PARTS, N.E.S.	3,143	3,143	31,199	-	2,474	25,738
DIV 75	OFFICE MACHINES AND AUTOMATIC DATA-PROCESSING MACHINES	677	677	507	-	13	54
DIV 76	TELECOMMUNICATIONS AND SOUND-RECORDING AND REPRODUCING APPARATUS AND EQUIPMENT	37	37	996	-	73	8,272
DIV 77	ELECTRICAL MACHINERY, APPARATUS AND APPLIANCES, N.E.S., AND ELECTRICAL PARTS THEREOF (INCLUDING NON-ELECTRICAL COUNTERPARTS, N.E.S., OF ELECTRICAL HOUSEHOLD-TYPE EQUIPMENT)	1,351	1,351	21,620	-	913	29,865
DIV 78	ROAD VEHICLES (INCLUDING AIR-CUSHION VEHICLES)	105	105	517,047	-	-	717,528
DIV 79	OTHER TRANSPORT EQUIPMENT	-	-	347	-	-	1,202
DIV 81	PREFABRICATED BUILDINGS; SANITARY, PLUMBING, HEATING AND LIGHTING FIXTURES AND FITTINGS, N.E.S.	203	203	118	-	166	126
DIV 82	FURNITURE AND PARTS THEREOF; BEDDING, MATTRESSES, MATTRESS SUPPORTS, CUSHIONS AND SIMILAR STUFFED FURNISHINGS	-	-	352	-	-	1,399
DIV 83	TRAVEL GOODS, HANDBAGS AND SIMILAR CONTAINERS	3	3	32	-	-	59
DIV 84	ARTICLES OF APPAREL AND CLOTHING ACCESSORIES	16	16	752	-	-	924
DIV 85	FOOTWEAR	-	-	681	-	-	622
DIV 87	PROFESSIONAL, SCIENTIFIC AND CONTROLLING INSTRUMENTS AND APPARATUS, N.E.S.	2,073	2,073	335	-	2,786	388
DIV 88	PHOTOGRAPHIC APPARATUS, EQUIPMENT AND SUPPLIES AND OPTICAL GOODS, N.E.S.; WATCHES AND CLOCKS	-	-	8	-	-	49
DIV 89	MISCELLANEOUS MANUFACTURED ARTICLES, N.E.S.	427	331	4,816	-	32	3,100
DIV 93	SPECIAL TRANSACTIONS AND COMMODITIES NOT CLASSIFIED ACCORDING TO KIND	452	448	1,369	7	210	1,134
SECT 0	FOOD AND LIVE ANIMALS	3,255	484	192,176	3,764	279	368,435
SECT 1	BEVERAGES AND TOBACCO	-	-	8,474	-	-	7,696
SECT 2	CRUDE MATERIALS, INEDIBLE, EXCEPT FUELS	8,271	800	36,274	5,124	1,453	23,200
SECT 3	MINERAL FUELS, LUBRICANTS AND RELATED MATERIALS	2,952,226	0	12,425	4,104,567	18	10,459
SECT 4	ANIMAL AND VEGETABLE OILS, FATS AND WAXES	-	-	8	95	-	8
SECT 5	CHEMICALS AND RELATED PRODUCTS, N.E.S.	460,188	8,073	148,864	552,657	3,095	94,106
SECT 6	MANUFACTURED GOODS CLASSIFIED CHIEFLY BY MATERIAL	28,356	1,625	149,153	32,102	1,571	112,157
SECT 7	MACHINERY AND TRANSPORT EQUIPMENT	10,650	10,650	634,210	-	7,641	871,745
SECT 8	MISCELLANEOUS MANUFACTURED ARTICLES	2,722	2,626	7,095	-	2,985	6,667
SECT 9	COMMODITIES AND TRANSACTIONS NOT CLASSIFIED ELSEWHERE IN THE SITC	452	448	1,369	7	210	1,134

JADUAL 20 (SAMB) : EKSPORT, EKSPORT SEMULA DAN IMPORT MENGIKUT KUMPULAN, BAHAGIAN, DAN SEKSYEN BARANGAN
BAGI 10 RAKAN DAGANGAN UTAMA (RM RIBU), 2022-2023
TABLE 20 (CONT'D) : EXPORTS, RE-EXPORTS, AND IMPORTS COMMODITY GROUPS, DIVISIONS, AND SECTIONS
FOR TOP 10 TRADING PARTNERS (RM THOUSAND), 2022-2023

GROUP/ DIV/ SECT	NEGARA / COUNTRY	2022			2023		
		EKSPORT	EKSPORT SEMULA	IMPORT	EKSPORT	EKSPORT SEMULA	IMPORT
		EXPORTS	RE-EXPORTS	IMPORTS	EXPORTS	RE-EXPORTS	IMPORTS
	KOREA, REPUBLIC OF						
	JUMLAH/TOTAL	3,997,902	39,475	995,240	3,318,982	111,608	1,023,016
GRP 001	LIVE ANIMALS OTHER THAN ANIMALS OF DIVISION 03	-	-	3	-	-	-
GRP 017	MEAT AND EDIBLE MEAT OFFAL, PREPARED OR PRESERVED, N.E.S.	-	-	-	-	-	-
GRP 022	MILK AND CREAM AND MILK PRODUCTS OTHER THAN BUTTER OR CHEESE	-	-	1,333	-	-	746
GRP 034	FISH, FRESH (LIVE OR DEAD), CHILLED OR FROZEN	519	32	-	1,888	-	459
GRP 036	CRUSTACEANS, MOLLUSCS AND AQUATIC INVERTEBRATES, WHETHER IN SHELL OR NOT, FRESH (LIVE OR DEAD), CHILLED, FROZEN, DRIED, SALTED OR IN BRINE; CRUSTACEANS, IN SHELL, COOKED BY STEAMING OR BOILING IN WATER, WHETHER OR NOT CHILLED, FROZEN, DRIED, SALTED OR IN	46,953	61	19	28,692	-	0
GRP 037	FISH, CRUSTACEANS, MOLLUSCS AND OTHER AQUATIC INVERTEBRATES, PREPARED OR PRESERVED, N.E.S.	488	488	59	544	325	44
GRP 046	MEAL AND FLOUR OF WHEAT AND FLOUR OF MESLIN	-	-	3	-	-	-
GRP 047	OTHER CEREAL MEALS AND FLOURS	1,657	-	2,597	1,226	-	3
GRP 048	CEREAL PREPARATIONS AND PREPARATIONS OF FLOUR OR STARCH OF FRUITS OR VEGETABLES	73	-	2,427	70	-	1,404
GRP 054	VEGETABLES, FRESH, CHILLED, FROZEN OR SIMPLY PRESERVED (INCLUDING DRIED LEGUMINOUS VEGETABLES); ROOTS, TUBERS AND OTHER EDIBLE VEGETABLE PRODUCTS, N.E.S., FRESH OR DRIED	-	-	62	-	-	-
GRP 056	VEGETABLES, ROOTS AND TUBERS, PREPARED OR PRESERVED, N.E.S.	-	-	196	-	-	277
GRP 057	FRUIT AND NUTS (NOT INCLUDING OIL NUTS), FRESH OR DRIED	-	-	1,231	-	-	1,170
GRP 058	FRUIT, PRESERVED, AND FRUIT PREPARATIONS (EXCLUDING FRUIT JUICES)	-	-	9	-	-	134
GRP 059	FRUIT JUICES (INCLUDING GRAPE MUST) AND VEGETABLE JUICES, UNFERMENTED AND NOT CONTAINING ADDED SPIRIT, WHETHER OR NOT CONTAINING ADDED SUGAR OR OTHER SWEETENING MATTER	-	-	7	-	-	91
GRP 061	SUGARS, MOLASSES AND HONEY	-	-	534	-	-	573
GRP 062	SUGAR CONFECTIONERY	-	-	43	-	-	25
GRP 071	COFFEE AND COFFEE SUBSTITUTES	-	-	54	-	-	88
GRP 073	CHOCOLATE AND OTHER FOOD PREPARATIONS CONTAINING COCOA, N.E.S.	-	-	147	34	-	48
GRP 074	TEA AND MATÉ	-	-	18	-	-	21
GRP 075	SPICES	-	-	22	-	-	30
GRP 081	FEEDING STUFF FOR ANIMALS (NOT INCLUDING UNMILLED CEREALS)	223,250	-	273	187,663	-	183
GRP 098	EDIBLE PRODUCTS AND PREPARATIONS, N.E.S.	-	-	9,776	105	0	11,975
GRP 111	NON-ALCOHOLIC BEVERAGES, N.E.S.	-	-	261	-	-	393
GRP 112	ALCOHOLIC BEVERAGES	-	-	4,674	-	-	3,592
GRP 122	TOBACCO, MANUFACTURED (WHETHER OR NOT CONTAINING TOBACCO SUBSTITUTES)	-	-	-	-	-	2,376
GRP 211	HIDES AND SKINS (EXCEPT FURSKINS), RAW	-	-	-	206	-	-
GRP 246	WOOD IN CHIPS OR PARTICLES AND WOOD WASTE	3,416	-	-	3,539	-	-
GRP 247	WOOD IN THE ROUGH, WHETHER OR NOT STRIPPED OF BARK OR SAPWOOD, OR ROUGHLY SQUARED	-	-	-	1,818	-	-
GRP 248	WOOD, SIMPLY WORKED, AND RAILWAY SLEEPERS OF WOOD	24,019	-	-	19,649	-	-
GRP 269	WORN CLOTHING AND OTHER WORN TEXTILE ARTICLES; RAGS	-	-	24,289	-	-	9,647
GRP 274	SULPHUR AND UNROASTED IRON PYRITES	-	-	53	-	-	38
GRP 288	NON-FERROUS BASE METAL WASTE AND SCRAP, N.E.S.	-	-	-	-	-	80,533
GRP 291	CRUDE ANIMAL MATERIALS, N.E.S.	-	-	-	-	-	-
GRP 292	CRUDE VEGETABLE MATERIALS, N.E.S.	565	-	32	1,064	277	2
GRP 333	PETROLEUM OILS AND OILS OBTAINED FROM BITUMINOUS MINERALS, CRUDE	-	-	-	175,671	-	-

JADUAL 20 (SAMB) : EKSPORT, EKSPORT SEMULA DAN IMPORT MENGIKUT KUMPULAN, BAHAGIAN, DAN SEKSYEN BARANGAN
BAGI 10 RAKAN DAGANGAN UTAMA (RM RIBU), 2022-2023
TABLE 20 (CONT'D) : EXPORTS, RE-EXPORTS, AND IMPORTS COMMODITY GROUPS, DIVISIONS, AND SECTIONS
FOR TOP 10 TRADING PARTNERS (RM THOUSAND), 2022-2023

GROUP/ DIV/ SECT	NEGARA / COUNTRY	2022			2023		
		EKSPORT	EKSPORT SEMULA	IMPORT	EKSPORT	EKSPORT SEMULA	IMPORT
		EXPORTS	RE-EXPORTS	IMPORTS	EXPORTS	RE-EXPORTS	IMPORTS
GRP 334	PETROLEUM OILS AND OILS OBTAINED FROM BITUMINOUS MINERALS (OTHER THAN CRUDE); PREPARATIONS, N.E.S., CONTAINING BY WEIGHT 70% OR MORE OF PETROLEUM OILS OR OF OILS OBTAINED FROM BITUMINOUS MINERALS, THESE OILS BEING THE BASIC CONSTITUENTS OF THE PREPARATION	-	-	2,611	-	-	2,669
GRP 335	RESIDUAL PETROLEUM PRODUCTS, N.E.S., AND RELATED MATERIALS	-	-	-	-	-	4,762
GRP 342	LIQUEFIED PROPANE AND BUTANE	-	-	2,659	-	-	1,574
GRP 343	NATURAL GAS, WHETHER OR NOT LIQUEFIED	1,105,697	-	-	1,175,085	-	-
GRP 421	FIXED VEGETABLE FATS AND OILS, "SOFT", CRUDE, REFINED OR FRACTIONATED	-	-	-	-	-	5
GRP 422	FIXED VEGETABLE FATS AND OILS, CRUDE, REFINED OR FRACTIONATED, OTHER THAN "SOFT"	905,803	-	-	871,900	-	-
GRP 431	ANIMAL OR VEGETABLE FATS AND OILS, PROCESSED; WAXES; INEDIBLE MIXTURES OR PREPARATIONS OF ANIMAL OR VEGETABLE FATS OR OILS, N.E.S.	145,887	-	-	-	-	-
GRP 511	HYDROCARBONS, N.E.S., AND THEIR HALOGENATED, SULPHONATED, NITRATED OR NITROSATED DERIVATIVES	-	-	617	-	-	782
GRP 512	ALCOHOLS, PHENOLS, PHENOL-ALCOHOLS, AND THEIR HALOGENATED, SULPHONATED, NITRATED OR NITROSATED DERIVATIVES	277,368	-	-	184,154	-	-
GRP 513	CARBOXYLIC ACIDS AND THEIR ANHYDRIDES, HALIDES, PEROXIDES AND PEROXYACIDS; THEIR HALOGENATED, SULPHONATED, NITRATED OR NITROSATED DERIVATIVES	-	-	99	-	-	197
GRP 514	NITROGEN-FUNCTION COMPOUNDS	-	-	3,121	-	-	1,860
GRP 515	ORGANO-INORGANIC COMPOUNDS, HETEROCYCLIC COMPOUNDS, NUCLEIC ACIDS AND THEIR SALTS, AND SULPHONAMIDES	-	-	5	-	-	181
GRP 522	INORGANIC CHEMICAL ELEMENTS, OXIDES AND HALOGEN SALTS	47,446	17,810	1,278	-	-	629
GRP 524	OTHER INORGANIC CHEMICALS; ORGANIC AND INORGANIC COMPOUNDS OF PRECIOUS METALS	-	-	-	-	-	151
GRP 533	PIGMENTS, PAINTS, VARNISHES AND RELATED MATERIALS	-	-	16,807	-	-	9,346
GRP 541	MEDICINAL AND PHARMACEUTICAL PRODUCTS, OTHER THAN MEDICAMENTS OF GROUP 542	-	-	-	-	-	8
GRP 542	MEDICAMENTS (INCLUDING VETERINARY MEDICAMENTS)	-	-	3	-	-	-
GRP 553	PERFUMERY, COSMETIC OR TOILET PREPARATIONS (EXCLUDING SOAPS)	-	-	1,153	-	5	413
GRP 554	SOAP, CLEANSING AND POLISHING PREPARATIONS	-	-	20	-	-	445
GRP 562	FERTILIZERS (OTHER THAN THOSE OF GROUP 272)	54,167	-	8,046	45,123	-	2,504
GRP 572	POLYMERS OF STYRENE, IN PRIMARY FORMS	-	-	-	-	-	-
GRP 574	POLYACETALS, OTHER POLYETHERS AND EPOXIDE RESINS, IN PRIMARY FORMS; POLYCARBONATES, ALKYD RESINS, POLYALLYL ESTERS AND OTHER POLYESTERS, IN PRIMARY FORMS	-	-	-	-	-	5,363
GRP 575	OTHER PLASTICS, IN PRIMARY FORMS	-	-	16	-	-	681
GRP 581	TUBES, PIPES AND HOSES, AND FITTINGS THEREFOR, OF PLASTICS	-	-	1,458	-	-	1,079
GRP 582	PLATES, SHEETS, FILM, FOIL AND STRIP, OF PLASTICS	-	-	2,824	-	-	1,891
GRP 591	INSECTICIDES, RODENTICIDES, FUNGICIDES, HERBICIDES, ANTI-SPROUTING PRODUCTS AND PLANT-GROWTH REGULATORS, DISINFECTANTS AND SIMILAR PRODUCTS, PUT UP IN FORMS OR PACKINGS FOR RETAIL SALE OR AS PREPARATIONS OR ARTICLES (E.G., SULPHUR-TREATED BANDS, WICKS AND CANDLES, AND FLY-PAPERS)	-	-	-	-	-	8
GRP 592	STARCHES, INULIN AND WHEAT GLUTEN; ALBUMINOIDAL SUBSTANCES; GLUES	-	-	162	-	-	284
GRP 597	PREPARED ADDITIVES FOR MINERAL OILS AND THE LIKE; PREPARED LIQUIDS FOR HYDRAULIC TRANSMISSION; ANTI-FREEZING PREPARATIONS AND PREPARED DE-ICING FLUIDS; LUBRICATING PREPARATIONS	-	-	45	-	-	41

JADUAL 20 (SAMB) : EKSPORT, EKSPORT SEMULA DAN IMPORT MENGIKUT KUMPULAN, BAHAGIAN, DAN SEKSYEN BARANGAN
BAGI 10 RAKAN DAGANGAN UTAMA (RM RIBU), 2022-2023
TABLE 20 (CONT'D) : EXPORTS, RE-EXPORTS, AND IMPORTS COMMODITY GROUPS, DIVISIONS, AND SECTIONS
FOR TOP 10 TRADING PARTNERS (RM THOUSAND), 2022-2023

GROUP/ DIV/ SECT	NEGARA / COUNTRY	2022			2023		
		EKSPORT	EKSPORT SEMULA	IMPORT	EKSPORT	EKSPORT SEMULA	IMPORT
		EXPORTS	RE-EXPORTS	IMPORTS	EXPORTS	RE-EXPORTS	IMPORTS
GRP 598	MISCELLANEOUS CHEMICAL PRODUCTS, N.E.S.	-	-	2,077	-	172	1,100
GRP 621	MATERIALS OF RUBBER (E.G., PASTES, PLATES, SHEETS, RODS, THREAD, TUBES, OF RUBBER)	-	-	143	-	-	30
GRP 625	RUBBER TYRES, INTERCHANGEABLE TYRE TREADS, TYRE FLAPS AND INNER TUBES FOR WHEELS OF ALL KINDS	-	-	6,739	-	-	5,415
GRP 629	ARTICLES OF RUBBER, N.E.S.	-	-	3,857	-	-	396
GRP 634	VENEERS, PLYWOOD, PARTICLE BOARD, AND OTHER WOOD, WORKED, N.E.S.	134,512	-	67	93,605	-	-
GRP 635	WOOD MANUFACTURES, N.E.S.	483	-	-	-	-	-
GRP 641	PAPER AND PAPERBOARD	-	-	1,422	-	-	3,100
GRP 642	PAPER AND PAPERBOARD, CUT TO SIZE OR SHAPE, AND ARTICLES OF PAPER OR PAPERBOARD	-	-	1,925	-	-	383
GRP 652	COTTON FABRICS, WOVEN (NOT INCLUDING NARROW OR SPECIAL FABRICS)	-	-	-	-	-	80
GRP 653	FABRICS, WOVEN, OF MAN-MADE TEXTILE MATERIALS (NOT INCLUDING NARROW OR SPECIAL FABRICS)	-	-	49	-	-	108
GRP 654	OTHER TEXTILE FABRICS, WOVEN	-	-	-	-	-	5
GRP 657	SPECIAL YARNS, SPECIAL TEXTILE FABRICS AND RELATED PRODUCTS	-	-	326	-	-	527
GRP 658	MADE-UP ARTICLES, WHOLLY OR CHIEFLY OF TEXTILE MATERIALS, N.E.S.	-	-	232	-	-	980
GRP 659	FLOOR COVERINGS, ETC.	-	-	2	-	-	14
GRP 661	LIME, CEMENT, AND FABRICATED CONSTRUCTION MATERIALS (EXCEPT GLASS AND CLAY MATERIALS)	-	-	-	-	-	13
GRP 663	MINERAL MANUFACTURES, N.E.S.	-	-	1,014	-	-	1,355
GRP 664	GLASS	-	-	217	-	-	41
GRP 665	GLASSWARE	-	-	-	-	-	437
GRP 666	POTTERY	-	-	3	-	-	7
GRP 671	PIG-IRON, SPIEGELEISEN, SPONGE IRON, IRON OR STEEL GRANULES AND POWDERS AND FERRO-ALLOYS	1,004,509	-	-	526,918	-	-
GRP 673	FLAT-ROLLED PRODUCTS OF IRON OR NON-ALLOY STEEL, NOT CLAD, PLATED OR COATED	-	-	281	-	-	-
GRP 674	FLAT-ROLLED PRODUCTS OF IRON OR NON-ALLOY STEEL, CLAD, PLATED OR COATED	-	-	575	-	-	-
GRP 675	FLAT-ROLLED PRODUCTS OF ALLOY STEEL	-	-	-	-	-	4,378
GRP 676	IRON AND STEEL BARS, RODS, ANGLES, SHAPES AND SECTIONS (INCLUDING SHEET PILING)	-	-	203	-	-	6
GRP 678	WIRE OF IRON OR STEEL	-	-	7	-	-	-
GRP 679	TUBES, PIPES AND HOLLOW PROFILES, AND TUBE OR PIPE FITTINGS, OF IRON OR STEEL	-	-	6,651	-	-	27,713
GRP 682	COPPER	-	-	138,669	-	131	28,776
GRP 683	NICKEL	-	-	12	-	-	118
GRP 684	ALUMINIUM	-	-	50	-	-	2,082
GRP 686	ZINC	-	-	1,996	-	-	1,643
GRP 691	STRUCTURES AND PARTS OF STRUCTURES, N.E.S., OF IRON, STEEL OR ALUMINIUM	-	-	19,436	-	-	9,237
GRP 692	METAL CONTAINERS FOR STORAGE OR TRANSPORT	-	-	82,873	-	-	8,233
GRP 693	WIRE PRODUCTS (EXCLUDING INSULATED ELECTRICAL WIRING) AND FENCING GRILLS	-	-	811	-	-	5,639
GRP 694	NAILS, SCREWS, NUTS, BOLTS, RIVETS AND THE LIKE, OF IRON, STEEL, COPPER OR ALUMINIUM	-	-	1,695	-	-	546
GRP 695	TOOLS FOR USE IN THE HAND OR IN MACHINES	2	2	369	-	-	562
GRP 696	CUTLERY	-	-	21	-	-	-
GRP 697	HOUSEHOLD EQUIPMENT OF BASE METAL, N.E.S.	-	-	59	-	-	17
GRP 699	MANUFACTURES OF BASE METAL, N.E.S.	-	-	825	-	215	11,152
GRP 712	STEAM TURBINES AND OTHER VAPOUR TURBINES AND PARTS THEREOF, N.E.S.	-	-	-	-	-	96
GRP 713	INTERNAL COMBUSTION PISTON ENGINES AND PARTS THEREOF, N.E.S.	-	-	714	-	-	1,518
GRP 714	ENGINES AND MOTORS, NON-ELECTRIC (OTHER THAN THOSE OF GROUPS 712, 713 AND 718); PARTS, N.E.S., OF THESE ENGINES AND MOTORS	-	-	133	-	-	105
GRP 716	ROTATING ELECTRIC PLANT AND PARTS THEREOF, N.E.S.	168	168	4,202	-	-	4,641
GRP 718	POWER-GENERATING MACHINERY AND PARTS THEREOF, N.E.S.	-	-	15	-	-	1,540

JADUAL 20 (SAMB) : EKSPORT, EKSPORT SEMULA DAN IMPORT MENGIKUT KUMPULAN, BAHAGIAN, DAN SEKSYEN BARANGAN
BAGI 10 RAKAN DAGANGAN UTAMA (RM RIBU), 2022-2023
TABLE 20 (CONT'D) : EXPORTS, RE-EXPORTS, AND IMPORTS COMMODITY GROUPS, DIVISIONS, AND SECTIONS
FOR TOP 10 TRADING PARTNERS (RM THOUSAND), 2022-2023

GROUP/ DIV/ SECT	NEGARA / COUNTRY	2022			2023		
		EKSPORT	EKSPORT SEMULA	IMPORT	EKSPORT	EKSPORT SEMULA	IMPORT
		EXPORTS	RE-EXPORTS	IMPORTS	EXPORTS	RE-EXPORTS	IMPORTS
GRP 722	TRACTORS (OTHER THAN THOSE OF HEADINGS 744.14 AND 744.15)	-	-	2,996	-	-	866
GRP 723	CIVIL ENGINEERING AND CONTRACTORS' PLANT AND EQUIPMENT; PARTS THEREOF	11	11	8,033	-	-	3,842
GRP 724	TEXTILE AND LEATHER MACHINERY AND PARTS THEREOF, N.E.S.	-	-	19	-	-	-
GRP 725	PAPER MILL AND PULP MILL MACHINERY, PAPER-CUTTING MACHINES AND OTHER MACHINERY FOR THE MANUFACTURE OF PAPER ARTICLES; PARTS THEREOF	-	-	20	-	-	72,072
GRP 726	PRINTING AND BOOKBINDING MACHINERY AND PARTS THEREOF	-	-	-	-	-	2,552
GRP 727	FOOD-PROCESSING MACHINES (EXCLUDING DOMESTIC); PARTS THEREOF	-	-	169	-	38	655
GRP 728	OTHER MACHINERY AND EQUIPMENT SPECIALIZED FOR PARTICULAR INDUSTRIES; PARTS THEREOF, N.E.S.	-	-	103,608	-	12	80,986
GRP 731	MACHINE TOOLS WORKING BY REMOVING METAL OR OTHER MATERIAL	-	-	862	-	-	1,178
GRP 735	PARTS, N.E.S., AND ACCESSORIES SUITABLE FOR USE SOLELY OR PRINCIPALLY WITH THE MACHINES FALLING WITHIN GROUPS 731 AND 733 (INCLUDING WORK OR TOOL HOLDERS, SELF-OPENING DIE-HEADS, DIVIDING HEADS AND OTHER SPECIAL ATTACHMENTS FOR MACHINE TOOLS); TOOL HOLDER	-	-	10,713	-	-	69
GRP 737	METALWORKING MACHINERY (OTHER THAN MACHINE TOOLS) AND PARTS THEREOF, N.E.S.	-	-	2,120	-	-	105
GRP 741	HEATING AND COOLING EQUIPMENT AND PARTS THEREOF, N.E.S.	-	-	59,385	-	8	78,467
GRP 742	PUMPS FOR LIQUIDS, WHETHER OR NOT FITTED WITH A MEASURING DEVICE; LIQUID ELEVATORS; PARTS FOR SUCH PUMPS AND LIQUID ELEVATORS	131	131	11,942	-	-	11,631
GRP 743	PUMPS (OTHER THAN PUMPS FOR LIQUIDS), AIR OR OTHER GAS COMPRESSORS AND FANS; VENTILATING OR RECYCLING HOODS INCORPORATING A FAN, WHETHER OR NOT FITTED WITH FILTERS; CENTRIFUGES; FILTERING OR PURIFYING APPARATUS; PARTS THEREOF	-	-	182,956	-	310	109,806
GRP 744	MECHANICAL HANDLING EQUIPMENT AND PARTS THEREOF, N.E.S.	24	24	8,058	-	-	6,651
GRP 745	NON-ELECTRICAL MACHINERY, TOOLS AND MECHANICAL APPARATUS AND PARTS THEREOF, N.E.S.	-	-	703	-	-	3,226
GRP 746	BALL- OR ROLLER BEARINGS	-	-	408	-	800	49
GRP 747	TAPS, COCKS, VALVES AND SIMILAR APPLIANCES FOR PIPES, BOILER SHELLS, TANKS, VATS OR THE LIKE, INCLUDING PRESSURE-REDUCING VALVES AND THERMOSTATICALLY CONTROLLED VALVES	29	29	9,815	-	29	3,948
GRP 748	TRANSMISSION SHAFTS (INCLUDING CAMSHAFTS AND CRANKSHAFTS) AND CRANKS; BEARING HOUSINGS AND PLAIN SHAFT BEARINGS; GEARS AND GEARING; BALL OR ROLLER SCREWS; GEARBOXES AND OTHER SPEED CHANGERS (INCLUDING TORQUE CONVERTERS); FLYWHEELS AND PULLEYS (INCLUDING PULLEY BLOCKS); CLUTCHES AND SHAFT COUPLINGS (INCLUDING UNIVERSAL JOINTS); ARTICULATED LINK CHAIN; PARTS THEREOF	-	-	1,391	-	-	1,729
GRP 749	NON-ELECTRIC PARTS AND ACCESSORIES OF MACHINERY, N.E.S.	-	-	1,040	-	-	2,973
GRP 751	OFFICE MACHINES	-	-	104	-	-	44
GRP 752	AUTOMATIC DATA-PROCESSING MACHINES AND UNITS THEREOF; MAGNETIC OR OPTICAL READERS, MACHINES FOR TRANSCRIBING DATA ONTO DATA MEDIA IN CODED FORM AND MACHINES FOR PROCESSING SUCH DATA, N.E.S.	-	-	2,204	-	103	4,075
GRP 759	PARTS AND ACCESSORIES (OTHER THAN COVERS, CARRYING CASES AND THE LIKE) SUITABLE FOR USE SOLELY OR PRINCIPALLY WITH MACHINES FALLING WITHING GROUPS 751 AND 752	-	-	8	-	-	9

**JADUAL 20 (SAMB) : EKSPORT, EKSPORT SEMULA DAN IMPORT MENGIKUT KUMPULAN, BAHAGIAN, DAN SEKSYEN BARANGAN
BAGI 10 RAKAN DAGANGAN UTAMA (RM RIBU), 2022-2023**
TABLE 20 (CONT'D) : EXPORTS, RE-EXPORTS, AND IMPORTS COMMODITY GROUPS, DIVISIONS, AND SECTIONS
FOR TOP 10 TRADING PARTNERS (RM THOUSAND), 2022-2023

GROUP/ DIV/ SECT	NEGARA / COUNTRY	2022			2023		
		EKSPORT	EKSPORT SEMULA	IMPORT	EKSPORT	EKSPORT SEMULA	IMPORT
		EXPORTS	RE-EXPORTS	IMPORTS	EXPORTS	RE-EXPORTS	IMPORTS
GRP 761	MONITORS AND PROJECTORS, NOT INCORPORATING TELEVISION RECEPTION APPARATUS; RECEPTION APPARATUS FOR TELEVISION, WHETHER OR NOT INCORPORATING RADIO-BROADCAST RECEIVERS OR SOUND OR VIDEO RECORDING OR REPRODUCING APPARATUS	-	-	-	-	-	32
GRP 764	TELECOMMUNICATIONS EQUIPMENT, N.E.S., AND PARTS, N.E.S., AND ACCESSORIES OF APPARATUS FALLING WITHIN DIVISION 76	116	116	9,867	-	25	3,769
GRP 771	ELECTRIC POWER MACHINERY (OTHER THAN ROTATING ELECTRIC PLANT OF GROUP 716) AND PARTS THEREOF	-	-	69,087	-	7	35,976
GRP 772	ELECTRICAL APPARATUS FOR SWITCHING OR PROTECTING ELECTRICAL CIRCUITS OR FOR MAKING CONNECTIONS TO OR IN ELECTRICAL CIRCUITS (E.G., SWITCHES, RELAYS, FUSES, LIGHTNING ARRESTERS, VOLTAGE LIMITERS, SURGE SUPPRESSORS, PLUGS AND SOCKETS, LAMP-HOLDERS AND JUNCTION BOXES); ELECTRICAL RESISTORS (INCLUDING RHEOSTATS AND POTENTIOMETERS), OTHER THAN HEATING RESISTORS; PRINTED CIRCUITS; BOARDS, PANELS (INCLUDING NUMERICAL CONTROL PANELS), CONSOLES, DESKS, CABINETS AND OTHER BASES, EQUIPPED WITH TWO OR MORE APPARATUS FOR SWITCHING, PROTECTING OR FOR MAKING CONNECTIONS TO OR IN ELECTRICAL CIRCUITS, FOR ELECTRIC CONTROL OR THE DISTRIBUTION OF ELECTRICITY (EXCLUDING SWITCHING APPARATUS OF SUBGROUP 764.1)	26	26	41,617	-	-	71,373
GRP 773	EQUIPMENT FOR DISTRIBUTING ELECTRICITY, N.E.S.	-	-	27,235	-	-	16,445
GRP 774	ELECTRODIAGNOSTIC APPARATUS FOR MEDICAL, SURGICAL, DENTAL OR VETERINARY PURPOSES, AND RADIOLOGICAL APPARATUS	-	-	246	-	-	329
GRP 775	HOUSEHOLD-TYPE ELECTRICAL AND NON-ELECTRICAL EQUIPMENT, N.E.S.	-	-	246	-	-	908
GRP 776	THERMIONIC, COLD CATHODE OR PHOTO-CATHODE VALVES AND TUBES (E.G., VACUUM OR VAPOUR OR GAS-FILLED VALVES AND TUBES, MERCURY ARC RECTIFYING VALVES AND TUBES, CATHODE-RAY TUBES, TELEVISION CAMERA TUBES); DIODES, TRANSISTORS AND SIMILAR SEMICONDUCTOR DEVICES;	-	-	62	-	-	-
GRP 778	ELECTRICAL MACHINERY AND APPARATUS, N.E.S.	340	340	17,575	-	-	156,375
GRP 781	MOTOR CARS AND OTHER MOTOR VEHICLES PRINCIPALLY DESIGNED FOR THE TRANSPORT OF PERSONS (OTHER THAN MOTOR VEHICLES FOR THE TRANSPORT OF TEN OR MORE PERSONS, INCLUDING THE DRIVER), INCLUDING STATION-WAGONS AND RACING CARS	-	-	4,933	-	-	721
GRP 783	ROAD MOTOR VEHICLES, N.E.S.	-	-	9,378	-	-	3,255
GRP 784	PARTS AND ACCESSORIES OF THE MOTOR VEHICLES OF GROUPS 722, 781, 782 AND 783	-	-	1,655	-	-	33
GRP 786	TRAILERS AND SEMI-TRAILERS; OTHER VEHICLES, NOT MECHANICALLY-PROPELLED; SPECIALLY DESIGNED AND EQUIPPED TRANSPORT CONTAINERS	-	-	14	-	-	4
GRP 792	AIRCRAFT AND ASSOCIATED EQUIPMENT; SPACECRAFT (INCLUDING SATELLITES) AND SPACECRAFT LAUNCH VEHICLES; PARTS THEREOF	365	365	109	-	-	-
GRP 793	SHIPS, BOATS (INCLUDING HOVERCRAFT) AND FLOATING STRUCTURES	-	-	2,404	-	20	9,078
GRP 811	PREFABRICATED BUILDINGS	-	-	-	-	-	602
GRP 812	SANITARY, PLUMBING AND HEATING FIXTURES AND FITTINGS, N.E.S.	-	-	8	-	-	-
GRP 813	LIGHTING FIXTURES AND FITTINGS, N.E.S.	-	-	4,953	-	-	1,319
GRP 821	FURNITURE AND PARTS THEREOF; BEDDING, MATTRESSES, MATTRESS SUPPORTS, CUSHIONS AND SIMILAR STUFFED FURNISHINGS	-	-	177	-	-	352

JADUAL 20 (SAMB) : EKSPORT, EKSPORT SEMULA DAN IMPORT MENGIKUT KUMPULAN, BAHAGIAN, DAN SEKSYEN BARANGAN
BAGI 10 RAKAN DAGANGAN UTAMA (RM RIBU), 2022-2023
TABLE 20 (CONT'D) : EXPORTS, RE-EXPORTS, AND IMPORTS COMMODITY GROUPS, DIVISIONS, AND SECTIONS
FOR TOP 10 TRADING PARTNERS (RM THOUSAND), 2022-2023

GROUP/ DIV/ SECT	NEGARA / COUNTRY	2022			2023		
		EKSPORT	EKSPORT SEMULA	IMPORT	EKSPORT	EKSPORT SEMULA	IMPORT
		EXPORTS	RE-EXPORTS	IMPORTS	EXPORTS	RE-EXPORTS	IMPORTS
GRP 831	TRUNKS, SUITCASES, VANITY CASES, EXECUTIVE CASES, BRIEFCASES, SCHOOL SATCHES, SPECTACLE CASES, BINOCULAR CASES, CAMERA CASES, MUSICAL INSTRUMENT CASES, GUN CASES, HOLSTERS AND SIMILAR CONTAINERS; TRAVELLING BAGS, INSULATED FOOD OR BEVERAGES BAGS, TOILET BAGS, RUCKSACKS, HANDBAGS, SHOPPING BAGS, WALLETS, PURSES, MAP CASES, CIGARETTE CASES, TOBACCO POUCHES, TOOL BAGS, SPORTS BAGS, BOTTLE CASES, JEWELLERY BOXES, POWDER BOXES, CUTLERY CASES AND SIMILAR CONTAINERS, OF LEATHER OR OF COMPOSITION LEATHER, OF SHEETING OF PLASTICS, OF TEXTILE MATERIALS, OF VULCANIZED FIBRE OR OF PAPERBOARD, OR WHOLLY OR MAINLY COVERED WITH SUCH MATERIALS OR WITH PAPER; TRAVEL SETS FOR PERSONAL TOILET, SEWING OR SHOE OR CLOTHES CLEANING.	-	-	128	-	-	204
GRP 841	MEN'S OR BOYS' COATS, CAPES, JACKETS, SUITS, BLAZERS, TROUSERS, SHORTS, SHIRTS, UNDERWEAR, NIGHTWEAR AND SIMILAR ARTICLES OF TEXTILE FABRICS, NOT KNITTED OR CROCHETED (OTHER THAN THOSE OF SUBGROUP 845.2)	-	-	-	-	-	4
GRP 842	WOMEN'S OR GIRLS' COATS, CAPES, JACKETS, SUITS, TROUSERS, SHORTS, SHIRTS, DRESSES AND SKIRTS, UNDERWEAR, NIGHTWEAR AND SIMILAR ARTICLES OF TEXTILE FABRICS, NOT KNITTED OR CROCHETED (OTHER THAN THOSE OF SUBGROUP 845.2)	-	-	37	-	-	41
GRP 844	WOMEN'S OR GIRLS' COATS, CAPES, JACKETS, SUITS, TROUSERS, SHORTS, SHIRTS, DRESSES AND SKIRTS, UNDERWEAR, NIGHTWEAR AND SIMILAR ARTICLES OF TEXTILE FABRICS, KNITTED OR CROCHETED (OTHER THAN THOSE OF SUBGROUP 845.2)	-	-	-	-	-	15
GRP 845	ARTICLES OF APPAREL, OF TEXTILE FABRICS, WHETHER OR NOT KNITTED OR CROCHETED, N.E.S.	4	4	438	-	-	157
GRP 846	CLOTHING ACCESSORIES, OF TEXTILE FABRICS, WHETHER OR NOT KNITTED OR CROCHETED (OTHER THAN THOSE FOR BABIES)	2	2	62	-	-	132
GRP 848	ARTICLES OF APPAREL AND CLOTHING ACCESSORIES OF OTHER THAN TEXTILE FABRICS; HEADGEAR OF ALL MATERIALS	-	-	19	-	-	71
GRP 851	FOOTWEAR	-	-	46	-	-	111
GRP 872	INSTRUMENTS AND APPLIANCES, N.E.S., FOR MEDICAL, SURGICAL, DENTAL OR VETERINARY PURPOSES	-	-	2,041	-	5	156
GRP 873	METERS AND COUNTERS, N.E.S.	-	-	3	-	-	109
GRP 874	MEASURING, CHECKING, ANALYSING AND CONTROLLING INSTRUMENTS AND APPARATUS, N.E.S.	288	288	15,809	-	-	56,110
GRP 881	PHOTOGRAPHIC APPARATUS AND EQUIPMENT, N.E.S.	-	-	8	-	-	-
GRP 882	PHOTOGRAPHIC AND CINEMATOGRAPHIC SUPPLIES	-	-	9	-	-	-
GRP 884	OPTICAL GOODS, N.E.S.	-	-	9	-	-	29
GRP 885	WATCHES AND CLOCKS	-	-	-	-	-	2
GRP 892	PRINTED MATTER	-	-	12	-	-	189
GRP 893	ARTICLES, N.E.S., OF PLASTICS	-	-	12,439	14	7	6,715
GRP 894	BABY CARRIAGES, TOYS, GAMES AND SPORTING GOODS	-	-	353	-	-	1,154
GRP 895	OFFICE AND STATIONERY SUPPLIES, N.E.S.	-	-	36	-	-	5
GRP 896	WORKS OF ART, COLLECTORS' PIECES AND ANTIQUES	-	-	-	-	2	-
GRP 897	JEWELLERY, GOLDSMITHS' AND SILVERSMITHS' WARES, AND OTHER ARTICLES OF PRECIOUS OR SEMIPRECIOUS MATERIALS, N.E.S.	-	-	3	-	-	-
GRP 898	MUSICAL INSTRUMENTS AND PARTS AND ACCESSORIES THEREOF; RECORDS, TAPES AND OTHER SOUND OR SIMILAR RECORDINGS (EXCLUDING GOODS OF GROUPS 763 AND 883)	-	-	2	-	-	519
GRP 899	MISCELLANEOUS MANUFACTURED ARTICLES, N.E.S.	-	-	14	-	34	30

JADUAL 20 (SAMB) : EKSPORT, EKSPORT SEMULA DAN IMPORT MENGIKUT KUMPULAN, BAHAGIAN, DAN SEKSYEN BARANGAN
BAGI 10 RAKAN DAGANGAN UTAMA (RM RIBU), 2022-2023
TABLE 20 (CONT'D) : EXPORTS, RE-EXPORTS, AND IMPORTS COMMODITY GROUPS, DIVISIONS, AND SECTIONS
FOR TOP 10 TRADING PARTNERS (RM THOUSAND), 2022-2023

GROUP/ DIV/ SECT	NEGARA / COUNTRY	2022			2023		
		EKSPORT	EKSPORT SEMULA	IMPORT	EKSPORT	EKSPORT SEMULA	IMPORT
		EXPORTS	RE-EXPORTS	IMPORTS	EXPORTS	RE-EXPORTS	IMPORTS
GRP 931	SPECIAL TRANSACTIONS AND COMMODITIES NOT CLASSIFIED ACCORDING TO KIND	19,584	19,577	941	14	109,083	1,043
DIV 00	LIVE ANIMALS OTHER THAN ANIMALS OF DIVISION 03	-	-	3	-	-	-
DIV 01	MEAT AND MEAT PREPARATIONS	-	-	-	-	-	-
DIV 02	DAIRY PRODUCTS AND BIRDS' EGGS	-	-	1,333	-	-	746
DIV 03	FISH (NOT MARINE MAMMALS), CRUSTACEANS, MOLLUSCS AND AQUATIC INVERTEBRATES, AND PREPARATIONS THEREOF	47,959	580	78	31,123	325	502
DIV 04	CEREALS AND CEREAL PREPARATIONS	1,730	-	5,027	1,296	-	1,407
DIV 05	VEGETABLES AND FRUIT	-	-	1,504	-	-	1,672
DIV 06	SUGARS, SUGAR PREPARATIONS AND HONEY	-	-	577	-	-	597
DIV 07	COFFEE, TEA, COCOA, SPICES, AND MANUFACTURES THEREOF	-	-	241	34	-	187
DIV 08	FEEDING STUFF FOR ANIMALS (NOT INCLUDING UNMILLED CEREALS)	223,250	-	273	187,663	-	183
DIV 09	MISCELLANEOUS EDIBLE PRODUCTS AND PREPARATIONS	-	-	9,776	105	0	11,975
DIV 11	BEVERAGES	-	-	4,935	-	-	3,985
DIV 12	TOBACCO AND TOBACCO MANUFACTURES	-	-	-	-	-	2,376
DIV 21	HIDES, SKINS AND FURSKINS, RAW	-	-	-	206	-	-
DIV 24	CORK AND WOOD	27,434	-	-	25,006	-	-
DIV 26	TEXTILE FIBRES (OTHER THAN WOOL TOPS AND OTHER COMBED WOOL) AND THEIR WASTES (NOT MANUFACTURED INTO YARN OR FABRIC)	-	-	24,289	-	-	9,647
DIV 27	CRUDE FERTILIZERS, OTHER THAN THOSE OF DIVISION 56, AND CRUDE MINERALS (EXCLUDING COAL, PETROLEUM AND PRECIOUS STONES)	-	-	53	-	-	38
DIV 28	METALLIFEROUS ORES AND METAL SCRAP	-	-	-	-	-	80,533
DIV 29	CRUDE ANIMAL AND VEGETABLE MATERIALS, N.E.S.	565	-	32	1,064	277	2
DIV 33	PETROLEUM, PETROLEUM PRODUCTS AND RELATED MATERIALS	-	-	2,611	175,671	-	7,431
DIV 34	GAS, NATURAL AND MANUFACTURED	1,105,697	-	2,659	1,175,085	-	1,574
DIV 42	FIXED VEGETABLE FATS AND OILS, CRUDE, REFINED OR FRACTIONATED	905,803	-	-	871,900	-	5
DIV 43	ANIMAL OR VEGETABLE FATS AND OILS, PROCESSED; WAXES OF ANIMAL OR VEGETABLE ORIGIN; INEDIBLE MIXTURES OR PREPARATIONS OF ANIMAL OR VEGETABLE FATS OR OILS, N.E.S.	145,887	-	-	-	-	-
DIV 51	ORGANIC CHEMICALS	277,368	-	3,841	184,154	-	3,020
DIV 52	INORGANIC CHEMICALS	47,446	17,810	1,278	-	-	780
DIV 53	DYEING, TANNING AND COLOURING MATERIALS	-	-	16,807	-	-	9,346
DIV 54	MEDICINAL AND PHARMACEUTICAL PRODUCTS	-	-	3	-	-	8
DIV 55	ESSENTIAL OILS AND RESINOIDS AND PERFUME MATERIALS; TOILET, POLISHING AND CLEANSING PREPARATIONS	-	-	1,173	-	5	858
DIV 56	FERTILIZERS (OTHER THAN THOSE OF GROUP 272)	54,167	-	8,046	45,123	-	2,504
DIV 57	PLASTICS IN PRIMARY FORMS	-	-	16	-	-	6,044
DIV 58	PLASTICS IN NON-PRIMARY FORMS	-	-	4,282	-	-	2,969
DIV 59	CHEMICAL MATERIALS AND PRODUCTS, N.E.S.	-	-	2,283	-	172	1,433
DIV 62	RUBBER MANUFACTURES, N.E.S.	-	-	10,739	-	-	5,841
DIV 63	CORK AND WOOD MANUFACTURES (EXCLUDING FURNITURE)	134,995	-	67	93,605	-	-
DIV 64	PAPER, PAPERBOARD AND ARTICLES OF PAPER PULP, OF PAPER OR OF PAPERBOARD	-	-	3,347	-	-	3,483
DIV 65	TEXTILE YARN, FABRICS, MADE-UP ARTICLES, N.E.S., AND RELATED PRODUCTS	-	-	610	-	-	1,714
DIV 66	NON-METALLIC MINERAL MANUFACTURES, N.E.S.	-	-	1,234	-	-	1,851
DIV 67	IRON AND STEEL	1,004,509	-	7,717	526,918	-	32,098
DIV 68	NON-FERROUS METALS	-	-	140,727	-	131	32,619
DIV 69	MANUFACTURES OF METALS, N.E.S.	2	2	106,089	-	215	35,387
DIV 71	POWER-GENERATING MACHINERY AND EQUIPMENT	168	168	5,064	-	-	7,899
DIV 72	MACHINERY SPECIALIZED FOR PARTICULAR INDUSTRIES	11	11	114,846	-	50	160,973
DIV 73	METALWORKING MACHINERY	-	-	13,695	-	-	1,351

JADUAL 20 (SAMB) : EKSPORT, EKSPORT SEMULA DAN IMPORT MENGIKUT KUMPULAN, BAHAGIAN, DAN SEKSYEN BARANGAN
BAGI 10 RAKAN DAGANGAN UTAMA (RM RIBU), 2022-2023
TABLE 20 (CONT'D) : EXPORTS, RE-EXPORTS, AND IMPORTS COMMODITY GROUPS, DIVISIONS, AND SECTIONS
FOR TOP 10 TRADING PARTNERS (RM THOUSAND), 2022-2023

GROUP/ DIV/ SECT	NEGARA / COUNTRY	2022			2023		
		EKSPORT	EKSPORT SEMULA	IMPORT	EKSPORT	EKSPORT SEMULA	IMPORT
		EXPORTS	RE-EXPORTS	IMPORTS	EXPORTS	RE-EXPORTS	IMPORTS
DIV 74	GENERAL INDUSTRIAL MACHINERY AND EQUIPMENT, N.E.S., AND MACHINE PARTS, N.E.S.	185	185	275,698	-	1,147	218,479
DIV 75	OFFICE MACHINES AND AUTOMATIC DATA-PROCESSING MACHINES	-	-	2,316	-	103	4,127
DIV 76	TELECOMMUNICATIONS AND SOUND-RECORDING AND REPRODUCING APPARATUS AND EQUIPMENT	116	116	9,867	-	25	3,800
DIV 77	ELECTRICAL MACHINERY, APPARATUS AND APPLIANCES, N.E.S., AND ELECTRICAL PARTS THEREOF (INCLUDING NON-ELECTRICAL COUNTERPARTS, N.E.S., OF ELECTRICAL HOUSEHOLD-TYPE EQUIPMENT)	366	366	156,068	-	7	281,406
DIV 78	ROAD VEHICLES (INCLUDING AIR-CUSHION VEHICLES)	-	-	15,979	-	-	4,013
DIV 79	OTHER TRANSPORT EQUIPMENT	365	365	2,513	-	20	9,078
DIV 81	PREFABRICATED BUILDINGS; SANITARY, PLUMBING, HEATING AND LIGHTING FIXTURES AND FITTINGS, N.E.S.	-	-	4,961	-	-	1,921
DIV 82	FURNITURE AND PARTS THEREOF; BEDDING, MATTRESSES, MATTRESS SUPPORTS, CUSHIONS AND SIMILAR STUFFED FURNISHINGS	-	-	177	-	-	352
DIV 83	TRAVEL GOODS, HANDBAGS AND SIMILAR CONTAINERS	-	-	128	-	-	204
DIV 84	ARTICLES OF APPAREL AND CLOTHING ACCESSORIES	7	7	555	-	-	421
DIV 85	FOOTWEAR	-	-	46	-	-	111
DIV 87	PROFESSIONAL, SCIENTIFIC AND CONTROLLING INSTRUMENTS AND APPARATUS, N.E.S.	288	288	17,854	-	5	56,375
DIV 88	PHOTOGRAPHIC APPARATUS, EQUIPMENT AND SUPPLIES AND OPTICAL GOODS, N.E.S.; WATCHES AND CLOCKS	-	-	25	-	-	31
DIV 89	MISCELLANEOUS MANUFACTURED ARTICLES, N.E.S.	-	-	12,860	14	44	8,612
DIV 93	SPECIAL TRANSACTIONS AND COMMODITIES NOT CLASSIFIED ACCORDING TO KIND	19,584	19,577	941	14	109,083	1,043
SECT 0	FOOD AND LIVE ANIMALS	272,939	580	18,812	220,221	325	17,269
SECT 1	BEVERAGES AND TOBACCO	-	-	4,935	-	-	6,362
SECT 2	CRUDE MATERIALS, INEDIBLE, EXCEPT FUELS	27,999	-	24,373	26,276	277	90,220
SECT 3	MINERAL FUELS, LUBRICANTS AND RELATED MATERIALS	1,105,697	-	5,270	1,350,756	-	9,005
SECT 4	ANIMAL AND VEGETABLE OILS, FATS AND WAXES	1,051,690	-	-	871,900	-	5
SECT 5	CHEMICALS AND RELATED PRODUCTS, N.E.S.	378,981	17,810	37,729	229,277	176	26,962
SECT 6	MANUFACTURED GOODS CLASSIFIED CHIEFLY BY MATERIAL	1,139,506	2	270,531	620,523	347	112,994
SECT 7	MACHINERY AND TRANSPORT EQUIPMENT	1,211	1,211	596,045	-	1,352	691,127
SECT 8	MISCELLANEOUS MANUFACTURED ARTICLES	295	295	36,606	14	49	68,027
SECT 9	COMMODITIES AND TRANSACTIONS NOT CLASSIFIED ELSEWHERE IN THE SITC	19,584	19,577	941	14	109,083	1,043

JADUAL 20 (SAMB) : EKSPORT, EKSPORT SEMULA DAN IMPORT MENGIKUT KUMPULAN, BAHAGIAN, DAN SEKSYEN BARANGAN
BAGI 10 RAKAN DAGANGAN UTAMA (RM RIBU), 2022-2023
TABLE 20 (CONT'D) : EXPORTS, RE-EXPORTS, AND IMPORTS COMMODITY GROUPS, DIVISIONS, AND SECTIONS
FOR TOP 10 TRADING PARTNERS (RM THOUSAND), 2022-2023

GROUP/ DIV/ SECT	NEGARA / COUNTRY	2022			2023		
		EKSPORT	EKSPORT SEMULA	IMPORT	EKSPORT	EKSPORT SEMULA	IMPORT
		EXPORTS	RE-EXPORTS	IMPORTS	EXPORTS	RE-EXPORTS	IMPORTS
	INDIA						
	JUMLAH/TOTAL	5,922,435	16,814	527,072	3,681,678	7,648	438,806
GRP 011	MEAT OF BOVINE ANIMALS, FRESH, CHILLED OR FROZEN	-	-	142,444	-	-	149,588
GRP 012	OTHER MEAT AND EDIBLE MEAT OFFAL, FRESH, CHILLED OR FROZEN (EXCEPT MEAT AND MEAT OFFAL UNFIT OR UNSUITABLE FOR HUMAN CONSUMPTION)	-	-	3,706	-	-	2,773
GRP 022	MILK AND CREAM AND MILK PRODUCTS OTHER THAN BUTTER OR CHEESE	-	-	-	-	-	-
GRP 025	EGGS, BIRDS', AND EGG YOLKS, FRESH, DRIED OR OTHERWISE PRESERVED, SWEETENED OR NOT; EGG ALBUMIN	-	-	-	-	-	149
GRP 034	FISH, FRESH (LIVE OR DEAD), CHILLED OR FROZEN	-	-	561	-	-	729
GRP 036	CRUSTACEANS, MOLLUSCS AND AQUATIC INVERTEBRATES, WHETHER IN SHELL OR NOT, FRESH (LIVE OR DEAD), CHILLED, FROZEN, DRIED, SALTED OR IN BRINE; CRUSTACEANS, IN SHELL, COOKED BY STEAMING OR BOILING IN WATER, WHETHER OR NOT CHILLED, FROZEN, DRIED, SALTED OR IN	-	-	171	-	-	366
GRP 041	WHEAT (INCLUDING SPELT) AND MESLIN, UNMILLED	-	-	742	-	-	-
GRP 042	RICE	-	-	37,181	-	-	10,717
GRP 044	MAIZE (NOT INCLUDING SWEET CORN), UNMILLED	-	-	79,310	-	-	35,251
GRP 046	MEAL AND FLOUR OF WHEAT AND FLOUR OF MESLIN	-	-	312	-	-	365
GRP 047	OTHER CEREAL MEALS AND FLOURS	-	-	2,232	-	-	3,518
GRP 048	CEREAL PREPARATIONS AND PREPARATIONS OF FLOUR OR STARCH OF FRUITS OR VEGETABLES	-	-	6,475	88	-	8,738
GRP 054	VEGETABLES, FRESH, CHILLED, FROZEN OR SIMPLY PRESERVED (INCLUDING DRIED LEGUMINOUS VEGETABLES); ROOTS, TUBERS AND OTHER EDIBLE VEGETABLE PRODUCTS, N.E.S., FRESH OR DRIED	-	-	33,382	-	-	38,264
GRP 056	VEGETABLES, ROOTS AND TUBERS, PREPARED OR PRESERVED, N.E.S.	-	-	86	-	-	9
GRP 057	FRUIT AND NUTS (NOT INCLUDING OIL NUTS), FRESH OR DRIED	-	-	2,125	-	-	1,864
GRP 058	FRUIT, PRESERVED, AND FRUIT PREPARATIONS (EXCLUDING FRUIT JUICES)	-	-	73	-	-	106
GRP 061	SUGARS, MOLASSES AND HONEY	-	-	1,361	-	-	4,246
GRP 062	SUGAR CONFECTIONERY	-	-	143	-	-	69
GRP 072	COCOA	200	-	-	196	-	-
GRP 073	CHOCOLATE AND OTHER FOOD PREPARATIONS CONTAINING COCOA, N.E.S.	-	-	246	-	-	425
GRP 074	TEA AND MATÉ	-	-	177	-	-	52
GRP 075	SPICES	-	-	1,685	-	-	2,854
GRP 081	FEEDING STUFF FOR ANIMALS (NOT INCLUDING UNMILLED CEREALS)	-	-	1,925	-	-	2,782
GRP 098	EDIBLE PRODUCTS AND PREPARATIONS, N.E.S.	-	-	265	-	-	269
GRP 112	ALCOHOLIC BEVERAGES	-	-	-	-	-	7
GRP 222	OIL-SEEDS AND OLEAGINOUS FRUITS OF A KIND USED FOR THE EXTRACTION OF "SOFT" FIXED VEGETABLE OILS (EXCLUDING FLOURS AND MEALS)	-	-	13,580	-	-	14,209
GRP 223	OIL-SEEDS AND OLEAGINOUS FRUITS, WHOLE OR BROKEN, OF A KIND USED FOR THE EXTRACTION OF OTHER FIXED VEGETABLE OILS (INCLUDING FLOURS AND MEALS OF OIL-SEEDS OR OLEAGINOUS FRUIT, N.E.S.)	721	-	-	1,900	-	-
GRP 247	WOOD IN THE ROUGH, WHETHER OR NOT STRIPPED OF BARK OR SAPWOOD, OR ROUGHLY SQUARED	22,515	-	-	18,594	-	-
GRP 248	WOOD, SIMPLY WORKED, AND RAILWAY SLEEPERS OF WOOD	1,018	-	-	2,096	-	-
GRP 265	VEGETABLE TEXTILE FIBRES (OTHER THAN COTTON AND JUTE), RAW OR PROCESSED BUT NOT SPUN; WASTE OF THESE FIBRES	-	-	195	-	-	105
GRP 269	WORN CLOTHING AND OTHER WORN TEXTILE ARTICLES; RAGS	623	623	69	-	187	-
GRP 273	STONE, SAND AND GRAVEL	-	-	175	-	-	-
GRP 278	OTHER CRUDE MINERALS	-	-	31,815	-	-	23,099
GRP 292	CRUDE VEGETABLE MATERIALS, N.E.S.	-	-	1,658	-	-	1,776
GRP 322	BRIQUETTES, LIGNITE AND PEAT	-	-	-	-	-	186

JADUAL 20 (SAMB) : EKSPORT, EKSPORT SEMULA DAN IMPORT MENGIKUT KUMPULAN, BAHAGIAN, DAN SEKSYEN BARANGAN
BAGI 10 RAKAN DAGANGAN UTAMA (RM RIBU), 2022-2023

TABLE 20 (CONT'D) : EXPORTS, RE-EXPORTS, AND IMPORTS COMMODITY GROUPS, DIVISIONS, AND SECTIONS

FOR TOP 10 TRADING PARTNERS (RM THOUSAND), 2022-2023

GROUP/ DIV/ SECT	NEGARA / COUNTRY	2022			2023		
		EKSPORT	EKSPORT SEMULA	IMPORT	EKSPORT	EKSPORT SEMULA	IMPORT
		EXPORTS	RE-EXPORTS	IMPORTS	EXPORTS	RE-EXPORTS	IMPORTS
GRP 333	PETROLEUM OILS AND OILS OBTAINED FROM BITUMINOUS MINERALS, CRUDE	1,807,822	-	-	895,639	-	-
GRP 334	PETROLEUM OILS AND OILS OBTAINED FROM BITUMINOUS MINERALS (OTHER THAN CRUDE); PREPARATIONS, N.E.S., CONTAINING BY WEIGHT 70% OR MORE OF PETROLEUM OILS OR OF OILS OBTAINED FROM BITUMINOUS MINERALS, THESE OILS BEING THE BASIC CONSTITUENTS OF THE PREPARATION	166	166	136	-	-	126
GRP 422	FIXED VEGETABLE FATS AND OILS, CRUDE, REFINED OR FRACTIONATED, OTHER THAN "SOFT"	3,188,863	-	-	2,497,792	-	-
GRP 431	ANIMAL OR VEGETABLE FATS AND OILS, PROCESSED; WAXES; INEDIBLE MIXTURES OR PREPARATIONS OF ANIMAL OR VEGETABLE FATS OR OILS, N.E.S.	36,053	-	-	-	-	-
GRP 512	ALCOHOLS, PHENOLS, PHENOL-ALCOHOLS, AND THEIR HALOGENATED, SULPHONATED, NITRATED OR NITROSATED DERIVATIVES	17,267	-	3,940	24,118	-	2,092
GRP 513	CARBOXYLIC ACIDS AND THEIR ANHYDRIDES, HALIDES, PEROXIDES AND PEROXYACIDS; THEIR HALOGENATED, SULPHONATED, NITRATED OR NITROSATED DERIVATIVES	-	-	262	-	-	-
GRP 514	NITROGEN-FUNCTION COMPOUNDS	-	-	-	-	-	-
GRP 516	OTHER ORGANIC CHEMICALS	-	-	-	-	-	1,199
GRP 522	INORGANIC CHEMICAL ELEMENTS, OXIDES AND HALOGEN SALTS	42,173	-	199	11,557	-	908
GRP 523	SALTS AND PEROXYSALTS, OF INORGANIC ACIDS AND METALS	-	-	17,835	-	-	1,157
GRP 524	OTHER INORGANIC CHEMICALS; ORGANIC AND INORGANIC COMPOUNDS OF PRECIOUS METALS	-	-	-	-	-	9
GRP 532	DYEING AND TANNING EXTRACTS, AND SYNTHETIC TANNING MATERIALS	-	-	-	-	-	3
GRP 533	PIGMENTS, PAINTS, VARNISHES AND RELATED MATERIALS	7	7	31	-	-	27
GRP 541	MEDICINAL AND PHARMACEUTICAL PRODUCTS, OTHER THAN MEDICAMENTS OF GROUP 542	4	4	-	-	-	-
GRP 542	MEDICAMENTS (INCLUDING VETERINARY MEDICAMENTS)	-	-	-	-	-	-
GRP 551	ESSENTIAL OILS, PERFUME AND FLAVOUR MATERIALS	-	-	2	-	-	-
GRP 553	PERFUMERY, COSMETIC OR TOILET PREPARATIONS (EXCLUDING SOAPS)	-	-	824	-	-	626
GRP 554	SOAP, CLEANSING AND POLISHING PREPARATIONS	18	18	591	-	-	409
GRP 562	FERTILIZERS (OTHER THAN THOSE OF GROUP 272)	765,546	-	3	201,521	-	71
GRP 571	POLYMERS OF ETHYLENE, IN PRIMARY FORMS	-	-	80	-	-	-
GRP 574	POLYACETALS, OTHER POLYETHERS AND EPOXIDE RESINS, IN PRIMARY FORMS; POLYCARBONATES, ALKYD RESINS, POLYALLYL ESTERS AND OTHER POLYESTERS, IN PRIMARY FORMS	-	-	-	-	-	5
GRP 575	OTHER PLASTICS, IN PRIMARY FORMS	-	-	524	-	182	184
GRP 581	TUBES, PIPES AND HOSES, AND FITTINGS THEREFOR, OF PLASTICS	-	-	106	-	-	7
GRP 591	INSECTICIDES, RODENTICIDES, FUNGICIDES, HERBICIDES, ANTI-SPROUTING PRODUCTS AND PLANT-GROWTH REGULATORS, DISINFECTANTS AND SIMILAR PRODUCTS, PUT UP IN FORMS OR PACKINGS FOR RETAIL SALE OR AS PREPARATIONS OR ARTICLES (E.G., SULPHUR-TREATED BANDS, WICKS AND CANDLES, AND FLY-PAPERS)	-	-	564	-	-	219
GRP 592	STARCHES, INULIN AND WHEAT GLUTEN; ALBUMINOIDAL SUBSTANCES; GLUES	-	-	4,764	-	-	5,986
GRP 593	EXPLOSIVES AND PYROTECHNIC PRODUCTS	2	2	-	-	-	-
GRP 597	PREPARED ADDITIVES FOR MINERAL OILS AND THE LIKE; PREPARED LIQUIDS FOR HYDRAULIC TRANSMISSION; ANTI-FREEZING PREPARATIONS AND PREPARED DE-ICING FLUIDS; LUBRICATING PREPARATIONS	48	48	1,659	-	-	3,330
GRP 598	MISCELLANEOUS CHEMICAL PRODUCTS, N.E.S.	113	113	3,849	-	420	3,704
GRP 612	MANUFACTURES OF LEATHER OR OF COMPOSITION LEATHER, N.E.S.; SADDLERY AND HARNESS	-	-	2	-	-	-

JADUAL 20 (SAMB) : EKSPORT, EKSPORT SEMULA DAN IMPORT MENGIKUT KUMPULAN, BAHAGIAN, DAN SEKSYEN BARANGAN
BAGI 10 RAKAN DAGANGAN UTAMA (RM RIBU), 2022-2023
TABLE 20 (CONT'D) : EXPORTS, RE-EXPORTS, AND IMPORTS COMMODITY GROUPS, DIVISIONS, AND SECTIONS
FOR TOP 10 TRADING PARTNERS (RM THOUSAND), 2022-2023

GROUP/ DIV/ SECT	NEGARA / COUNTRY	2022			2023		
		EKSPORT	EKSPORT SEMULA	IMPORT	EKSPORT	EKSPORT SEMULA	IMPORT
		EXPORTS	RE-EXPORTS	IMPORTS	EXPORTS	RE-EXPORTS	IMPORTS
GRP 621	MATERIALS OF RUBBER (E.G., PASTES, PLATES, SHEETS, RODS, THREAD, TUBES, OF RUBBER)	3	3	307	-	-	35
GRP 625	RUBBER TYRES, INTERCHANGEABLE TYRE TREADS, TYRE FLAPS AND INNER TUBES FOR WHEELS OF ALL KINDS	-	-	5,532	-	-	7,613
GRP 629	ARTICLES OF RUBBER, N.E.S.	296	296	191	-	11	330
GRP 634	VENEERS, PLYWOOD, PARTICLE BOARD, AND OTHER WOOD, WORKED, N.E.S.	23,445	-	468	28,011	-	847
GRP 635	WOOD MANUFACTURES, N.E.S.	-	-	505	-	-	-
GRP 641	PAPER AND PAPERBOARD	-	-	317	167	-	8
GRP 642	PAPER AND PAPERBOARD, CUT TO SIZE OR SHAPE, AND ARTICLES OF PAPER OR PAPERBOARD	-	-	1,167	-	-	1,354
GRP 652	COTTON FABRICS, WOVEN (NOT INCLUDING NARROW OR SPECIAL FABRICS)	-	-	19	-	-	6
GRP 653	FABRICS, WOVEN, OF MAN-MADE TEXTILE MATERIALS (NOT INCLUDING NARROW OR SPECIAL FABRICS)	-	-	-	-	-	13
GRP 654	OTHER TEXTILE FABRICS, WOVEN	-	-	-	-	-	11
GRP 655	KNITTED OR CROCHETED FABRICS (INCLUDING TUBULAR KNIT FABRICS, N.E.S., PILE FABRICS AND OPENWORK FABRICS), N.E.S.	-	-	2	-	-	-
GRP 657	SPECIAL YARNS, SPECIAL TEXTILE FABRICS AND RELATED PRODUCTS	20	20	1,838	-	-	363
GRP 658	MADE-UP ARTICLES, WHOLLY OR CHIEFLY OF TEXTILE MATERIALS, N.E.S.	24	24	1,033	-	-	262
GRP 659	FLOOR COVERINGS, ETC.	10	10	-	-	-	27
GRP 662	CLAY CONSTRUCTION MATERIALS AND REFRACTORY CONSTRUCTION MATERIALS	-	-	253	-	-	368
GRP 663	MINERAL MANUFACTURES, N.E.S.	13	13	219	-	-	22
GRP 664	GLASS	-	-	304	-	54	142
GRP 665	GLASSWARE	-	-	5	-	-	-
GRP 671	PIG-IRON, SPIEGELEISEN, SPONGE IRON, IRON OR STEEL GRANULES AND POWDERS AND FERRO-ALLOYS	-	-	7,854	-	-	4,378
GRP 674	FLAT-ROLLED PRODUCTS OF IRON OR NON-ALLOY STEEL, CLAD, PLATED OR COATED	-	-	5,384	-	-	3,931
GRP 675	FLAT-ROLLED PRODUCTS OF ALLOY STEEL	-	-	-	-	-	65
GRP 676	IRON AND STEEL BARS, RODS, ANGLES, SHAPES AND SECTIONS (INCLUDING SHEET PILING)	5	5	48	-	-	10
GRP 678	WIRE OF IRON OR STEEL	-	-	325	-	-	-
GRP 679	TUBES, PIPES AND HOLLOW PROFILES, AND TUBE OR PIPE FITTINGS, OF IRON OR STEEL	587	587	262	-	28	615
GRP 682	COPPER	-	-	19	-	9	52
GRP 683	NICKEL	-	-	11	-	-	-
GRP 684	ALUMINIUM	-	-	-	-	-	25
GRP 686	ZINC	-	-	385	-	-	501
GRP 691	STRUCTURES AND PARTS OF STRUCTURES, N.E.S., OF IRON, STEEL OR ALUMINIUM	840	840	11,939	-	-	4,041
GRP 692	METAL CONTAINERS FOR STORAGE OR TRANSPORT	-	-	11	-	-	-
GRP 693	WIRE PRODUCTS (EXCLUDING INSULATED ELECTRICAL WIRING) AND FENCING GRILLS	59	59	437	-	-	2,041
GRP 694	NAILS, SCREWS, NUTS, BOLTS, RIVETS AND THE LIKE, OF IRON, STEEL, COPPER OR ALUMINIUM	112	112	682	-	-	169
GRP 695	TOOLS FOR USE IN THE HAND OR IN MACHINES	429	429	1,264	-	455	381
GRP 696	CUTLERY	-	-	-	-	-	17
GRP 697	HOUSEHOLD EQUIPMENT OF BASE METAL, N.E.S.	-	-	107	-	-	243
GRP 699	MANUFACTURES OF BASE METAL, N.E.S.	207	207	1,875	-	628	1,321
GRP 711	STEAM OR OTHER VAPOUR-GENERATING BOILERS, SUPERHEATED WATER BOILERS, AND AUXILIARY PLANT FOR USE THEREWITH; PARTS THEREOF	-	-	5,518	-	-	448
GRP 712	STEAM TURBINES AND OTHER VAPOUR TURBINES AND PARTS THEREOF, N.E.S.	-	-	-	-	-	52
GRP 713	INTERNAL COMBUSTION PISTON ENGINES AND PARTS THEREOF, N.E.S.	126	126	422	-	-	621
GRP 714	ENGINES AND MOTORS, NON-ELECTRIC (OTHER THAN THOSE OF GROUPS 712, 713 AND 718); PARTS, N.E.S., OF THESE ENGINES AND MOTORS	-	-	321	-	-	588
GRP 716	ROTATING ELECTRIC PLANT AND PARTS THEREOF, N.E.S.	5	5	-	-	-	151

JADUAL 20 (SAMB) : EKSPORT, EKSPORT SEMULA DAN IMPORT MENGIKUT KUMPULAN, BAHAGIAN, DAN SEKSYEN BARANGAN
BAGI 10 RAKAN DAGANGAN UTAMA (RM RIBU), 2022-2023
TABLE 20 (CONT'D) : EXPORTS, RE-EXPORTS, AND IMPORTS COMMODITY GROUPS, DIVISIONS, AND SECTIONS
FOR TOP 10 TRADING PARTNERS (RM THOUSAND), 2022-2023

GROUP/ DIV/ SECT	NEGARA / COUNTRY	2022			2023		
		EKSPORT	EKSPORT SEMULA	IMPORT	EKSPORT	EKSPORT SEMULA	IMPORT
		EXPORTS	RE-EXPORTS	IMPORTS	EXPORTS	RE-EXPORTS	IMPORTS
GRP 718	POWER-GENERATING MACHINERY AND PARTS THEREOF, N.E.S.	51	51	96	-	38	42
GRP 721	AGRICULTURAL MACHINERY (EXCLUDING TRACTORS) AND PARTS THEREOF	-	-	-	-	-	97
GRP 722	TRACTORS (OTHER THAN THOSE OF HEADINGS 744.14 AND 744.15)	-	-	11,043	-	-	6,792
GRP 723	CIVIL ENGINEERING AND CONTRACTORS' PLANT AND EQUIPMENT; PARTS THEREOF	3,856	3,856	28,197	-	518	35,501
GRP 724	TEXTILE AND LEATHER MACHINERY AND PARTS THEREOF, N.E.S.	-	-	567	-	-	82
GRP 726	PRINTING AND BOOKBINDING MACHINERY AND PARTS THEREOF	-	-	-	-	-	-
GRP 727	FOOD-PROCESSING MACHINES (EXCLUDING DOMESTIC); PARTS THEREOF	-	-	297	-	-	1,719
GRP 728	OTHER MACHINERY AND EQUIPMENT SPECIALIZED FOR PARTICULAR INDUSTRIES; PARTS THEREOF, N.E.S.	515	515	3,431	-	1,227	2,039
GRP 731	MACHINE TOOLS WORKING BY REMOVING METAL OR OTHER MATERIAL	-	-	95	-	-	-
GRP 733	MACHINE TOOLS FOR WORKING METAL, SINTERED METAL CARBIDES OR CERMETS, WITHOUT REMOVING MATERIAL	-	-	-	-	-	-
GRP 735	PARTS, N.E.S., AND ACCESSORIES SUITABLE FOR USE SOLELY OR PRINCIPALLY WITH THE MACHINES FALLING WITHIN GROUPS 731 AND 733 (INCLUDING WORK OR TOOL HOLDERS, SELF-OPENING DIE-HEADS, DIVIDING HEADS AND OTHER SPECIAL ATTACHMENTS FOR MACHINE TOOLS); TOOL HOLDER	16	16	32	-	-	182
GRP 737	METALWORKING MACHINERY (OTHER THAN MACHINE TOOLS) AND PARTS THEREOF, N.E.S.	78	78	5	-	-	-
GRP 741	HEATING AND COOLING EQUIPMENT AND PARTS THEREOF, N.E.S.	52	52	787	-	551	1,417
GRP 742	PUMPS FOR LIQUIDS, WHETHER OR NOT FITTED WITH A MEASURING DEVICE; LIQUID ELEVATORS; PARTS FOR SUCH PUMPS AND LIQUID ELEVATORS	475	475	1,818	-	33	1,179
GRP 743	PUMPS (OTHER THAN PUMPS FOR LIQUIDS), AIR OR OTHER GAS COMPRESSORS AND FANS; VENTILATING OR RECYCLING HOODS INCORPORATING A FAN, WHETHER OR NOT FITTED WITH FILTERS; CENTRIFUGES; FILTERING OR PURIFYING APPARATUS; PARTS THEREOF	455	455	4,112	-	253	4,279
GRP 744	MECHANICAL HANDLING EQUIPMENT AND PARTS THEREOF, N.E.S.	70	70	213	-	4	636
GRP 745	NON-ELECTRICAL MACHINERY, TOOLS AND MECHANICAL APPARATUS AND PARTS THEREOF, N.E.S.	44	44	476	-	-	20
GRP 746	BALL- OR ROLLER BEARINGS	3	3	36	-	8	142
GRP 747	TAPS, COCKS, VALVES AND SIMILAR APPLIANCES FOR PIPES, BOILER SHELLS, TANKS, VATS OR THE LIKE, INCLUDING PRESSURE-REDUCING VALVES AND THERMOSTATICALLY CONTROLLED VALVES	3,918	3,918	3,569	-	379	11,132
GRP 748	TRANSMISSION SHAFTS (INCLUDING CAMSHAFTS AND CRANKSHAFTS) AND CRANKS; BEARING HOUSINGS AND PLAIN SHAFT BEARINGS; GEARS AND GEARING; BALL OR ROLLER SCREWS; GEARBOXES AND OTHER SPEED CHANGERS (INCLUDING TORQUE CONVERTERS); FLYWHEELS AND PULLEYS (INCLUDING PULLEY BLOCKS); CLUTCHES AND SHAFT COUPLINGS (INCLUDING UNIVERSAL JOINTS); ARTICULATED LINK CHAIN; PARTS THEREOF	44	44	559	-	65	1,037
GRP 749	NON-ELECTRIC PARTS AND ACCESSORIES OF MACHINERY, N.E.S.	381	381	1,159	-	11	839
GRP 751	OFFICE MACHINES	6	6	8	-	-	-
GRP 752	AUTOMATIC DATA-PROCESSING MACHINES AND UNITS THEREOF; MAGNETIC OR OPTICAL READERS, MACHINES FOR TRANSCRIBING DATA ONTO DATA MEDIA IN CODED FORM AND MACHINES FOR PROCESSING SUCH DATA, N.E.S.	48	48	7	-	5	23
GRP 759	PARTS AND ACCESSORIES (OTHER THAN COVERS, CARRYING CASES AND THE LIKE) SUITABLE FOR USE SOLELY OR PRINCIPALLY WITH MACHINES FALLING WITHING GROUPS 751 AND 752	44	44	-	-	-	-

JADUAL 20 (SAMB) : EKSPORT, EKSPORT SEMULA DAN IMPORT MENGIKUT KUMPULAN, BAHAGIAN, DAN SEKSYEN BARANGAN
BAGI 10 RAKAN DAGANGAN UTAMA (RM RIBU), 2022-2023
TABLE 20 (CONT'D) : EXPORTS, RE-EXPORTS, AND IMPORTS COMMODITY GROUPS, DIVISIONS, AND SECTIONS
FOR TOP 10 TRADING PARTNERS (RM THOUSAND), 2022-2023

GROUP/ DIV/ SECT	NEGARA / COUNTRY	2022			2023		
		EKSPORT	EKSPORT SEMULA	IMPORT	EKSPORT	EKSPORT SEMULA	IMPORT
		EXPORTS	RE-EXPORTS	IMPORTS	EXPORTS	RE-EXPORTS	IMPORTS
GRP 761	MONITORS AND PROJECTORS, NOT INCORPORATING TELEVISION RECEPTION APPARATUS; RECEPTION APPARATUS FOR TELEVISION, WHETHER OR NOT INCORPORATING RADIO-BROADCAST RECEIVERS OR SOUND OR VIDEO RECORDING OR REPRODUCING APPARATUS	26	26	971	-	-	13
GRP 764	TELECOMMUNICATIONS EQUIPMENT, N.E.S., AND PARTS, N.E.S., AND ACCESSORIES OF APPARATUS FALLING WITHIN DIVISION 76	140	140	3,175	-	34	10
GRP 771	ELECTRIC POWER MACHINERY (OTHER THAN ROTATING ELECTRIC PLANT OF GROUP 716) AND PARTS THEREOF	11	11	84	-	134	1,030
GRP 772	ELECTRICAL APPARATUS FOR SWITCHING OR PROTECTING ELECTRICAL CIRCUITS OR FOR MAKING CONNECTIONS TO OR IN ELECTRICAL CIRCUITS (E.G., SWITCHES, RELAYS, FUSES, LIGHTNING ARRESTERS, VOLTAGE LIMITERS, SURGE SUPPRESSORS, PLUGS AND SOCKETS, LAMP-HOLDERS AND JUNCTION BOXES); ELECTRICAL RESISTORS (INCLUDING RHEOSTATS AND POTENTIOMETERS), OTHER THAN HEATING RESISTORS; PRINTED CIRCUITS; BOARDS, PANELS (INCLUDING NUMERICAL CONTROL PANELS), CONSOLES, DESKS, CABINETS AND OTHER BASES, EQUIPPED WITH TWO OR MORE APPARATUS FOR SWITCHING, PROTECTING OR FOR MAKING CONNECTIONS TO OR IN ELECTRICAL CIRCUITS, FOR ELECTRIC CONTROL OR THE DISTRIBUTION OF ELECTRICITY (EXCLUDING SWITCHING APPARATUS OF SUBGROUP 764.1)	409	409	1,510	-	419	598
GRP 773	EQUIPMENT FOR DISTRIBUTING ELECTRICITY, N.E.S.	139	139	1,609	-	8	909
GRP 774	ELECTRODIAGNOSTIC APPARATUS FOR MEDICAL, SURGICAL, DENTAL OR VETERINARY PURPOSES, AND RADIOLOGICAL APPARATUS	-	-	-	-	-	-
GRP 775	HOUSEHOLD-TYPE ELECTRICAL AND NON-ELECTRICAL EQUIPMENT, N.E.S.	3	3	1,729	-	-	2,847
GRP 776	THERMIONIC, COLD CATHODE OR PHOTO-CATHODE VALVES AND TUBES (E.G., VACUUM OR VAPOUR OR GAS-FILLED VALVES AND TUBES, MERCURY ARC RECTIFYING VALVES AND TUBES, CATHODE-RAY TUBES, TELEVISION CAMERA TUBES); DIODES, TRANSISTORS AND SIMILAR SEMICONDUCTOR DEVICES;	54	54	220	-	-	-
GRP 778	ELECTRICAL MACHINERY AND APPARATUS, N.E.S.	211	211	9,734	-	150	8,884
GRP 781	MOTOR CARS AND OTHER MOTOR VEHICLES PRINCIPALLY DESIGNED FOR THE TRANSPORT OF PERSONS (OTHER THAN MOTOR VEHICLES FOR THE TRANSPORT OF TEN OR MORE PERSONS, INCLUDING THE DRIVER), INCLUDING STATION-WAGONS AND RACING CARS	-	-	381	-	-	7
GRP 782	MOTOR VEHICLES FOR THE TRANSPORT OF GOODS AND SPECIAL-PURPOSE MOTOR VEHICLES	-	-	-	-	-	-
GRP 783	ROAD MOTOR VEHICLES, N.E.S.	-	-	240	-	-	-
GRP 784	PARTS AND ACCESSORIES OF THE MOTOR VEHICLES OF GROUPS 722, 781, 782 AND 783	-	-	182	-	-	3
GRP 785	MOTOR CYCLES (INCLUDING MOPEDS) AND CYCLES, MOTORIZED AND NON-MOTORIZED; INVALID CARRIAGES	-	-	809	-	-	72
GRP 791	RAILWAY VEHICLES (INCLUDING HOVERTRAINS) AND ASSOCIATED EQUIPMENT	-	-	46	-	-	888
GRP 793	SHIPS, BOATS (INCLUDING HOVERCRAFT) AND FLOATING STRUCTURES	-	-	73	-	-	-
GRP 811	PREFABRICATED BUILDINGS	75	75	-	-	-	-
GRP 812	SANITARY, PLUMBING AND HEATING FIXTURES AND FITTINGS, N.E.S.	-	-	804	-	-	57
GRP 813	LIGHTING FIXTURES AND FITTINGS, N.E.S.	17	17	-	-	-	3

JADUAL 20 (SAMB) : EKSPORT, EKSPORT SEMULA DAN IMPORT MENGIKUT KUMPULAN, BAHAGIAN, DAN SEKSYEN BARANGAN
BAGI 10 RAKAN DAGANGAN UTAMA (RM RIBU), 2022-2023
TABLE 20 (CONT'D) : EXPORTS, RE-EXPORTS, AND IMPORTS COMMODITY GROUPS, DIVISIONS, AND SECTIONS
FOR TOP 10 TRADING PARTNERS (RM THOUSAND), 2022-2023

GROUP/ DIV/ SECT	NEGARA / COUNTRY	2022			2023		
		EKSPORT	EKSPORT SEMULA	IMPORT	EKSPORT	EKSPORT SEMULA	IMPORT
		EXPORTS	RE-EXPORTS	IMPORTS	EXPORTS	RE-EXPORTS	IMPORTS
GRP 821	FURNITURE AND PARTS THEREOF; BEDDING, MATTRESSES, MATTRESS SUPPORTS, CUSHIONS AND SIMILAR STUFFED FURNISHINGS	-	-	4	-	4	9
GRP 831	TRUNKS, SUITCASES, VANITY CASES, EXECUTIVE CASES, BRIEFCASES, SCHOOL SATCHES, SPECTACLE CASES, BINOCULAR CASES, CAMERA CASES, MUSICAL INSTRUMENT CASES, GUN CASES, HOLSTERS AND SIMILAR CONTAINERS; TRAVELLING BAGS, INSULATED FOOD OR BEVERAGES BAGS, TOILET BAGS, RUCKSACKS, HANDBAGS, SHOPPING BAGS, WALLETS, PURSES, MAP CASES, CIGARETTE CASES, TOBACCO POUCHES, TOOL BAGS, SPORTS BAGS, BOTTLE CASES, JEWELLERY BOXES, POWDER BOXES, CUTLERY CASES AND SIMILAR CONTAINERS, OF LEATHER OR OF COMPOSITION LEATHER, OF SHEETING OF PLASTICS, OF TEXTILE MATERIALS, OF VULCANIZED FIBRE OR OF PAPERBOARD, OR WHOLLY OR MAINLY COVERED WITH SUCH MATERIALS OR WITH PAPER; TRAVEL SETS FOR PERSONAL TOILET, SEWING OR SHOE OR CLOTHES CLEANING.	-	-	32	-	-	26
GRP 841	MEN'S OR BOYS' COATS, CAPES, JACKETS, SUITS, BLAZERS, TROUSERS, SHORTS, SHIRTS, UNDERWEAR, NIGHTWEAR AND SIMILAR ARTICLES OF TEXTILE FABRICS, NOT KNITTED OR CROCHETED (OTHER THAN THOSE OF SUBGROUP 845.2)	-	-	31	-	-	24
GRP 842	WOMEN'S OR GIRLS' COATS, CAPES, JACKETS, SUITS, TROUSERS, SHORTS, SHIRTS, DRESSES AND SKIRTS, UNDERWEAR, NIGHTWEAR AND SIMILAR ARTICLES OF TEXTILE FABRICS, NOT KNITTED OR CROCHETED (OTHER THAN THOSE OF SUBGROUP 845.2)	4	4	5	-	-	29
GRP 843	MEN'S OR BOYS' COATS, CAPES, JACKETS, SUITS, BLAZERS, TROUSERS, SHORTS, SHIRTS, UNDERWEAR, NIGHTWEAR AND SIMILAR ARTICLES OF TEXTILE FABRICS, KNITTED OR CROCHETED (OTHER THAN THOSE OF SUBGROUP 845.2)	-	-	5	-	-	81
GRP 844	WOMEN'S OR GIRLS' COATS, CAPES, JACKETS, SUITS, TROUSERS, SHORTS, SHIRTS, DRESSES AND SKIRTS, UNDERWEAR, NIGHTWEAR AND SIMILAR ARTICLES OF TEXTILE FABRICS, KNITTED OR CROCHETED (OTHER THAN THOSE OF SUBGROUP 845.2)	-	-	10	-	-	7
GRP 845	ARTICLES OF APPAREL, OF TEXTILE FABRICS, WHETHER OR NOT KNITTED OR CROCHETED, N.E.S.	-	-	519	-	-	546
GRP 846	CLOTHING ACCESSORIES, OF TEXTILE FABRICS, WHETHER OR NOT KNITTED OR CROCHETED (OTHER THAN THOSE FOR BABIES)	-	-	44	-	-	118
GRP 848	ARTICLES OF APPAREL AND CLOTHING ACCESSORIES OF OTHER THAN TEXTILE FABRICS; HEADGEAR OF ALL MATERIALS	-	-	435	-	-	113
GRP 851	FOOTWEAR	-	-	132	-	-	253
GRP 871	OPTICAL INSTRUMENTS AND APPARATUS, N.E.S.	-	-	-	-	-	-
GRP 872	INSTRUMENTS AND APPLIANCES, N.E.S., FOR MEDICAL, SURGICAL, DENTAL OR VETERINARY PURPOSES	-	-	48	-	-	-
GRP 873	METERS AND COUNTERS, N.E.S.	411	411	4	-	-	4
GRP 874	MEASURING, CHECKING, ANALYSING AND CONTROLLING INSTRUMENTS AND APPARATUS, N.E.S.	1,321	1,321	251	-	1,740	367
GRP 881	PHOTOGRAPHIC APPARATUS AND EQUIPMENT, N.E.S.	-	-	4	-	-	7
GRP 882	PHOTOGRAPHIC AND CINEMATOGRAPHIC SUPPLIES	-	-	-	-	-	-
GRP 892	PRINTED MATTER	-	-	55	-	-	65
GRP 893	ARTICLES, N.E.S., OF PLASTICS	32	32	391	-	-	447
GRP 895	OFFICE AND STATIONERY SUPPLIES, N.E.S.	2	2	-	-	-	-
GRP 897	JEWELLERY, GOLDSMITHS' AND SILVERSMITHS' WARES, AND OTHER ARTICLES OF PRECIOUS OR SEMIPRECIOUS MATERIALS, N.E.S.	-	-	-	-	-	16

JADUAL 20 (SAMB) : EKSPORT, EKSPORT SEMULA DAN IMPORT MENGIKUT KUMPULAN, BAHAGIAN, DAN SEKSYEN BARANGAN
BAGI 10 RAKAN DAGANGAN UTAMA (RM RIBU), 2022-2023
TABLE 20 (CONT'D) : EXPORTS, RE-EXPORTS, AND IMPORTS COMMODITY GROUPS, DIVISIONS, AND SECTIONS
FOR TOP 10 TRADING PARTNERS (RM THOUSAND), 2022-2023

GROUP/ DIV/ SECT	NEGARA / COUNTRY	2022			2023		
		EKSPORT	EKSPORT SEMULA	IMPORT	EKSPORT	EKSPORT SEMULA	IMPORT
		EXPORTS	RE-EXPORTS	IMPORTS	EXPORTS	RE-EXPORTS	IMPORTS
GRP 898	MUSICAL INSTRUMENTS AND PARTS AND ACCESSORIES THEREOF; RECORDS, TAPES AND OTHER SOUND OR SIMILAR RECORDINGS (EXCLUDING GOODS OF GROUPS 763 AND 883)	2	2	-	-	-	-
GRP 899	MISCELLANEOUS MANUFACTURED ARTICLES, N.E.S.	-	-	53	-	38	49
GRP 931	SPECIAL TRANSACTIONS AND COMMODITIES NOT CLASSIFIED ACCORDING TO KIND	183	182	489	-	53	535
DIV 01	MEAT AND MEAT PREPARATIONS	-	-	146,149	-	-	152,361
DIV 02	DAIRY PRODUCTS AND BIRDS' EGGS	-	-	-	-	-	149
DIV 03	FISH (NOT MARINE MAMMALS), CRUSTACEANS, MOLLUSCS AND AQUATIC INVERTEBRATES, AND PREPARATIONS THEREOF	-	-	732	-	-	1,095
DIV 04	CEREALS AND CEREAL PREPARATIONS	-	-	126,252	88	-	58,589
DIV 05	VEGETABLES AND FRUIT	-	-	35,666	-	-	40,244
DIV 06	SUGARS, SUGAR PREPARATIONS AND HONEY	-	-	1,505	-	-	4,315
DIV 07	COFFEE, TEA, COCOA, SPICES, AND MANUFACTURES THEREOF	200	-	2,109	196	-	3,332
DIV 08	FEEDING STUFF FOR ANIMALS (NOT INCLUDING UNMILLED CEREALS)	-	-	1,925	-	-	2,782
DIV 09	MISCELLANEOUS EDIBLE PRODUCTS AND PREPARATIONS	-	-	265	-	-	269
DIV 11	BEVERAGES	-	-	-	-	-	7
DIV 22	OIL-SEEDS AND OLEAGINOUS FRUITS	721	-	13,580	1,900	-	14,209
DIV 24	CORK AND WOOD	23,533	-	-	20,690	-	-
DIV 26	TEXTILE FIBRES (OTHER THAN WOOL TOPS AND OTHER COMBED WOOL) AND THEIR WASTES (NOT MANUFACTURED INTO YARN OR FABRIC)	623	623	263	-	187	105
DIV 27	CRUDE FERTILIZERS, OTHER THAN THOSE OF DIVISION 56, AND CRUDE MINERALS (EXCLUDING COAL, PETROLEUM AND PRECIOUS STONES)	-	-	31,991	-	-	23,099
DIV 29	CRUDE ANIMAL AND VEGETABLE MATERIALS, N.E.S.	-	-	1,658	-	-	1,776
DIV 32	COAL, COKE AND BRIQUETTES	-	-	-	-	-	186
DIV 33	PETROLEUM, PETROLEUM PRODUCTS AND RELATED MATERIALS	1,807,987	166	136	895,639	-	126
DIV 42	FIXED VEGETABLE FATS AND OILS, CRUDE, REFINED OR FRACTIONATED	3,188,863	-	-	2,497,792	-	-
DIV 43	ANIMAL OR VEGETABLE FATS AND OILS, PROCESSED; WAXES OF ANIMAL OR VEGETABLE ORIGIN; INEDIBLE MIXTURES OR PREPARATIONS OF ANIMAL OR VEGETABLE FATS OR OILS, N.E.S.	36,053	-	-	-	-	-
DIV 51	ORGANIC CHEMICALS	17,267	-	4,202	24,118	-	3,291
DIV 52	INORGANIC CHEMICALS	42,173	-	18,034	11,557	-	2,073
DIV 53	DYEING, TANNING AND COLOURING MATERIALS	7	7	31	-	-	30
DIV 54	MEDICINAL AND PHARMACEUTICAL PRODUCTS	4	4	-	-	-	-
DIV 55	ESSENTIAL OILS AND RESINOIDS AND PERFUME MATERIALS; TOILET, POLISHING AND CLEANSING PREPARATIONS	18	18	1,417	-	-	1,035
DIV 56	FERTILIZERS (OTHER THAN THOSE OF GROUP 272)	765,546	-	3	201,521	-	71
DIV 57	PLASTICS IN PRIMARY FORMS	-	-	604	-	182	190
DIV 58	PLASTICS IN NON-PRIMARY FORMS	-	-	106	-	-	7
DIV 59	CHEMICAL MATERIALS AND PRODUCTS, N.E.S.	163	163	10,837	-	420	13,239
DIV 61	LEATHER, LEATHER MANUFACTURES, N.E.S., AND DRESSED FURSKINS	-	-	2	-	-	-
DIV 62	RUBBER MANUFACTURES, N.E.S.	299	299	6,030	-	11	7,978
DIV 63	CORK AND WOOD MANUFACTURES (EXCLUDING FURNITURE)	23,445	-	972	28,011	-	847
DIV 64	PAPER, PAPERBOARD AND ARTICLES OF PAPER PULP, OF PAPER OR OF PAPERBOARD	-	-	1,484	167	-	1,362
DIV 65	TEXTILE YARN, FABRICS, MADE-UP ARTICLES, N.E.S., AND RELATED PRODUCTS	53	53	2,892	-	-	682
DIV 66	NON-METALLIC MINERAL MANUFACTURES, N.E.S.	13	13	781	-	54	532
DIV 67	IRON AND STEEL	592	592	13,871	-	28	8,999
DIV 68	NON-FERROUS METALS	-	-	415	-	9	578
DIV 69	MANUFACTURES OF METALS, N.E.S.	1,647	1,647	16,314	-	1,083	8,213

JADUAL 20 (SAMB) : EKSPORT, EKSPORT SEMULA DAN IMPORT MENGIKUT KUMPULAN, BAHAGIAN, DAN SEKSYEN BARANGAN
BAGI 10 RAKAN DAGANGAN UTAMA (RM RIBU), 2022-2023
TABLE 20 (CONT'D) : EXPORTS, RE-EXPORTS, AND IMPORTS COMMODITY GROUPS, DIVISIONS, AND SECTIONS
FOR TOP 10 TRADING PARTNERS (RM THOUSAND), 2022-2023

GROUP/ DIV/ SECT	NEGARA / COUNTRY	2022			2023		
		EKSPORT	EKSPORT SEMULA	IMPORT	EKSPORT	EKSPORT SEMULA	IMPORT
		EXPORTS	RE-EXPORTS	IMPORTS	EXPORTS	RE-EXPORTS	IMPORTS
DIV 71	POWER-GENERATING MACHINERY AND EQUIPMENT	182	182	6,356	-	38	1,903
DIV 72	MACHINERY SPECIALIZED FOR PARTICULAR INDUSTRIES	4,371	4,371	43,536	-	1,746	46,230
DIV 73	METALWORKING MACHINERY	95	95	132	-	-	182
DIV 74	GENERAL INDUSTRIAL MACHINERY AND EQUIPMENT, N.E.S., AND MACHINE PARTS, N.E.S.	5,443	5,443	12,729	-	1,306	20,681
DIV 75	OFFICE MACHINES AND AUTOMATIC DATA-PROCESSING MACHINES	97	97	15	-	5	23
DIV 76	TELECOMMUNICATIONS AND SOUND-RECORDING AND REPRODUCING APPARATUS AND EQUIPMENT	166	166	4,146	-	34	24
DIV 77	ELECTRICAL MACHINERY, APPARATUS AND APPLIANCES, N.E.S., AND ELECTRICAL PARTS THEREOF (INCLUDING NON-ELECTRICAL COUNTERPARTS, N.E.S., OF ELECTRICAL HOUSEHOLD-TYPE EQUIPMENT)	827	827	14,885	-	712	14,268
DIV 78	ROAD VEHICLES (INCLUDING AIR-CUSHION VEHICLES)	-	-	1,612	-	-	82
DIV 79	OTHER TRANSPORT EQUIPMENT	-	-	119	-	-	888
DIV 81	PREFABRICATED BUILDINGS; SANITARY, PLUMBING, HEATING AND LIGHTING FIXTURES AND FITTINGS, N.E.S.	92	92	804	-	-	59
DIV 82	FURNITURE AND PARTS THEREOF; BEDDING, MATTRESSES, MATTRESS SUPPORTS, CUSHIONS AND SIMILAR STUFFED FURNISHINGS	-	-	4	-	4	9
DIV 83	TRAVEL GOODS, HANDBAGS AND SIMILAR CONTAINERS	-	-	32	-	-	26
DIV 84	ARTICLES OF APPAREL AND CLOTHING ACCESSORIES	4	4	1,048	-	-	918
DIV 85	FOOTWEAR	-	-	132	-	-	253
DIV 87	PROFESSIONAL, SCIENTIFIC AND CONTROLLING INSTRUMENTS AND APPARATUS, N.E.S.	1,732	1,732	303	-	1,740	370
DIV 88	PHOTOGRAPHIC APPARATUS, EQUIPMENT AND SUPPLIES AND OPTICAL GOODS, N.E.S.; WATCHES AND CLOCKS	-	-	4	-	-	7
DIV 89	MISCELLANEOUS MANUFACTURED ARTICLES, N.E.S.	36	36	498	-	38	578
DIV 93	SPECIAL TRANSACTIONS AND COMMODITIES NOT CLASSIFIED ACCORDING TO KIND	183	182	489	-	53	535
SECT 0	FOOD AND LIVE ANIMALS	200	-	314,602	284	-	263,135
SECT 1	BEVERAGES AND TOBACCO	-	-	-	-	-	7
SECT 2	CRUDE MATERIALS, INEDIBLE, EXCEPT FUELS	24,877	623	47,492	22,590	187	39,190
SECT 3	MINERAL FUELS, LUBRICANTS AND RELATED MATERIALS	1,807,987	166	136	895,639	-	312
SECT 4	ANIMAL AND VEGETABLE OILS, FATS AND WAXES	3,224,915	-	-	2,497,792	-	-
SECT 5	CHEMICALS AND RELATED PRODUCTS, N.E.S.	825,178	192	35,235	237,196	602	19,936
SECT 6	MANUFACTURED GOODS CLASSIFIED CHIEFLY BY MATERIAL	26,049	2,604	42,763	28,178	1,186	29,192
SECT 7	MACHINERY AND TRANSPORT EQUIPMENT	11,182	11,182	83,530	-	3,839	84,279
SECT 8	MISCELLANEOUS MANUFACTURED ARTICLES	1,864	1,864	2,826	-	1,781	2,220
SECT 9	COMMODITIES AND TRANSACTIONS NOT CLASSIFIED ELSEWHERE IN THE SITC	183	182	489	-	53	535
JAPAN							
	JUMLAH/TOTAL	4,037,615	10,846	582,566	3,108,991	6,651	731,049
GRP 011	MEAT OF BOVINE ANIMALS, FRESH, CHILLED OR FROZEN	-	-	-	-	-	74
GRP 017	MEAT AND EDIBLE MEAT OFFAL, PREPARED OR PRESERVED, N.E.S.	-	-	7	-	-	25
GRP 022	MILK AND CREAM AND MILK PRODUCTS OTHER THAN BUTTER OR CHEESE	-	-	7	-	-	9
GRP 024	CHEESE AND CURD	-	-	96	-	-	209
GRP 025	EGGS, BIRDS', AND EGG YOLKS, FRESH, DRIED OR OTHERWISE PRESERVED, SWEETENED OR NOT; EGG ALBUMIN	-	-	24	-	-	-
GRP 034	FISH, FRESH (LIVE OR DEAD), CHILLED OR FROZEN	9,362	-	2,961	7,412	-	334

JADUAL 20 (SAMB) : EKSPORT, EKSPORT SEMULA DAN IMPORT MENGIKUT KUMPULAN, BAHAGIAN, DAN SEKSYEN BARANGAN
BAGI 10 RAKAN DAGANGAN UTAMA (RM RIBU), 2022-2023
TABLE 20 (CONT'D) : EXPORTS, RE-EXPORTS, AND IMPORTS COMMODITY GROUPS, DIVISIONS, AND SECTIONS
FOR TOP 10 TRADING PARTNERS (RM THOUSAND), 2022-2023

GROUP/ DIV/ SECT	NEGARA / COUNTRY	2022			2023		
		EKSPORT	EKSPORT SEMULA	IMPORT	EKSPORT	EKSPORT SEMULA	IMPORT
		EXPORTS	RE-EXPORTS	IMPORTS	EXPORTS	RE-EXPORTS	IMPORTS
GRP 035	FISH, DRIED, SALTED OR IN BRINE; SMOKED FISH (WHETHER OR NOT COOKED BEFORE OR DURING THE SMOKING PROCESS); FLOURS, MEALS AND PELLETS OF FISH, FIT FOR HUMAN CONSUMPTION	-	-	9	-	-	-
GRP 036	CRUSTACEANS, MOLLUSCS AND AQUATIC INVERTEBRATES, WHETHER IN SHELL OR NOT, FRESH (LIVE OR DEAD), CHILLED, FROZEN, DRIED, SALTED OR IN BRINE; CRUSTACEANS, IN SHELL, COOKED BY STEAMING OR BOILING IN WATER, WHETHER OR NOT CHILLED, FROZEN, DRIED, SALTED OR IN	9,376	-	501	2,162	-	785
GRP 037	FISH, CRUSTACEANS, MOLLUSCS AND OTHER AQUATIC INVERTEBRATES, PREPARED OR PRESERVED, N.E.S.	-	-	114	-	-	107
GRP 042	RICE	-	-	139	-	-	243
GRP 046	MEAL AND FLOUR OF WHEAT AND FLOUR OF MESLIN	-	-	-	-	-	34
GRP 048	CEREAL PREPARATIONS AND PREPARATIONS OF FLOUR OR STARCH OF FRUITS OR VEGETABLES	620	-	293	860	98	127
GRP 054	VEGETABLES, FRESH, CHILLED, FROZEN OR SIMPLY PRESERVED (INCLUDING DRIED LEGUMINOUS VEGETABLES); ROOTS, TUBERS AND OTHER EDIBLE VEGETABLE PRODUCTS, N.E.S., FRESH OR DRIED	-	-	926	-	-	1,155
GRP 056	VEGETABLES, ROOTS AND TUBERS, PREPARED OR PRESERVED, N.E.S.	-	-	664	-	43	267
GRP 057	FRUIT AND NUTS (NOT INCLUDING OIL NUTS), FRESH OR DRIED	-	-	30	-	-	123
GRP 058	FRUIT, PRESERVED, AND FRUIT PREPARATIONS (EXCLUDING FRUIT JUICES)	-	-	36	-	-	31
GRP 059	FRUIT JUICES (INCLUDING GRAPE MUST) AND VEGETABLE JUICES, UNFERMENTED AND NOT CONTAINING ADDED SPIRIT, WHETHER OR NOT CONTAINING ADDED SUGAR OR OTHER SWEETENING MATTER	-	-	-	-	-	4
GRP 061	SUGARS, MOLASSES AND HONEY	-	-	-	-	-	-
GRP 062	SUGAR CONFECTIONERY	-	-	-	-	-	3
GRP 073	CHOCOLATE AND OTHER FOOD PREPARATIONS CONTAINING COCOA, N.E.S.	-	-	11	-	-	90
GRP 074	TEA AND MATÉ	-	-	75	-	-	19
GRP 075	SPICES	-	-	57	-	-	56
GRP 081	FEEDING STUFF FOR ANIMALS (NOT INCLUDING UNMILLED CEREALS)	-	-	711	1,279	-	1,077
GRP 098	EDIBLE PRODUCTS AND PREPARATIONS, N.E.S.	3,110	3,110	837	-	3,341	1,027
GRP 111	NON-ALCOHOLIC BEVERAGES, N.E.S.	-	-	11	-	-	98
GRP 112	ALCOHOLIC BEVERAGES	-	-	5,706	-	-	2,119
GRP 122	TOBACCO, MANUFACTURED (WHETHER OR NOT CONTAINING TOBACCO SUBSTITUTES)	-	-	-	-	-	343
GRP 211	HIDES AND SKINS (EXCEPT FURSKINS), RAW	205	-	-	221	-	-
GRP 245	FUEL WOOD (EXCLUDING WOOD WASTE) AND WOOD CHARCOAL	425	-	-	198	-	-
GRP 246	WOOD IN CHIPS OR PARTICLES AND WOOD WASTE	19,956	-	-	23,103	-	-
GRP 247	WOOD IN THE ROUGH, WHETHER OR NOT STRIPPED OF BARK OR SAPWOOD, OR ROUGHLY SQUARED	-	-	-	7,085	-	-
GRP 248	WOOD, SIMPLY WORKED, AND RAILWAY SLEEPERS OF WOOD	35,320	-	-	31,854	-	-
GRP 251	PULP AND WASTE PAPER	-	-	-	-	-	247
GRP 269	WORN CLOTHING AND OTHER WORN TEXTILE ARTICLES; RAGS	945	945	7,668	-	957	11,127
GRP 278	OTHER CRUDE MINERALS	-	-	-	-	-	-
GRP 282	FERROUS WASTE AND SCRAP; REMELTING SCRAP INGOTS OF IRON OR STEEL	-	-	4	-	-	-
GRP 291	CRUDE ANIMAL MATERIALS, N.E.S.	12	-	-	-	-	-
GRP 292	CRUDE VEGETABLE MATERIALS, N.E.S.	55,672	278	177	66,542	574	8
GRP 333	PETROLEUM OILS AND OILS OBTAINED FROM BITUMINOUS MINERALS, CRUDE	-	-	-	127,485	-	-
GRP 334	PETROLEUM OILS AND OILS OBTAINED FROM BITUMINOUS MINERALS (OTHER THAN CRUDE); PREPARATIONS, N.E.S., CONTAINING BY WEIGHT 70% OR MORE OF PETROLEUM OILS OR OF OILS OBTAINED FROM BITUMINOUS MINERALS, THESE OILS BEING THE BASIC CONSTITUENTS OF THE PREPARATION	0	0	53	-	-	429

JADUAL 20 (SAMB) : EKSPORT, EKSPORT SEMULA DAN IMPORT MENGIKUT KUMPULAN, BAHAGIAN, DAN SEKSYEN BARANGAN
BAGI 10 RAKAN DAGANGAN UTAMA (RM RIBU), 2022-2023
TABLE 20 (CONT'D) : EXPORTS, RE-EXPORTS, AND IMPORTS COMMODITY GROUPS, DIVISIONS, AND SECTIONS
FOR TOP 10 TRADING PARTNERS (RM THOUSAND), 2022-2023

GROUP/ DIV/ SECT	NEGARA / COUNTRY	2022			2023		
		EKSPORT	EKSPORT SEMULA	IMPORT	EKSPORT	EKSPORT SEMULA	IMPORT
		EXPORTS	RE-EXPORTS	IMPORTS	EXPORTS	RE-EXPORTS	IMPORTS
GRP 343	NATURAL GAS, WHETHER OR NOT LIQUEFIED	1,253,523	-	-	911,408	-	-
GRP 421	FIXED VEGETABLE FATS AND OILS, "SOFT", CRUDE, REFINED OR FRACTIONATED	-	-	-	-	-	-
GRP 422	FIXED VEGETABLE FATS AND OILS, CRUDE, REFINED OR FRACTIONATED, OTHER THAN "SOFT"	2,024,075	-	-	1,599,506	-	-
GRP 431	ANIMAL OR VEGETABLE FATS AND OILS, PROCESSED; WAXES; INEDIBLE MIXTURES OR PREPARATIONS OF ANIMAL OR VEGETABLE FATS OR OILS, N.E.S.	71,475	-	-	-	-	-
GRP 512	ALCOHOLS, PHENOLS, PHENOL-ALCOHOLS, AND THEIR HALOGENATED, SULPHONATED, NITRATED OR NITROSATED DERIVATIVES	148,041	-	-	102,096	-	-
GRP 514	NITROGEN-FUNCTION COMPOUNDS	-	-	1,455	-	-	1,240
GRP 515	ORGANO-INORGANIC COMPOUNDS, HETEROCYCLIC COMPOUNDS, NUCLEIC ACIDS AND THEIR SALTS, AND SULPHONAMIDES	-	-	1,713	-	-	1,813
GRP 522	INORGANIC CHEMICAL ELEMENTS, OXIDES AND HALOGEN SALTS	-	-	-	-	-	3,763
GRP 523	SALTS AND PEROXYSALTS, OF INORGANIC ACIDS AND METALS	-	-	-	-	-	14
GRP 533	PIGMENTS, PAINTS, VARNISHES AND RELATED MATERIALS	-	-	10	-	-	292
GRP 541	MEDICINAL AND PHARMACEUTICAL PRODUCTS, OTHER THAN MEDICAMENTS OF GROUP 542	-	-	2	-	-	5
GRP 542	MEDICAMENTS (INCLUDING VETERINARY MEDICAMENTS)	19	19	-	-	26	-
GRP 551	ESSENTIAL OILS, PERFUME AND FLAVOUR MATERIALS	3	3	22	-	-	5
GRP 553	PERFUMERY, COSMETIC OR TOILET PREPARATIONS (EXCLUDING SOAPS)	15	15	1,459	-	44	1,594
GRP 554	SOAP, CLEANSING AND POLISHING PREPARATIONS	-	-	-	-	-	270
GRP 562	FERTILIZERS (OTHER THAN THOSE OF GROUP 272)	37,739	-	32,832	31	-	22,557
GRP 574	POLYACETALS, OTHER POLYETHERS AND EPOXIDE RESINS, IN PRIMARY FORMS; POLYCARBONATES, ALKYD RESINS, POLYALLYL ESTERS AND OTHER POLYESTERS, IN PRIMARY FORMS	-	-	228	-	-	-
GRP 575	OTHER PLASTICS, IN PRIMARY FORMS	-	-	799	-	-	283
GRP 581	TUBES, PIPES AND HOSES, AND FITTINGS THEREFOR, OF PLASTICS	-	-	24	-	-	39
GRP 582	PLATES, SHEETS, FILM, FOIL AND STRIP, OF PLASTICS	-	-	23	-	-	63
GRP 591	INSECTICIDES, RODENTICIDES, FUNGICIDES, HERBICIDES, ANTI-SPROUTING PRODUCTS AND PLANT-GROWTH REGULATORS, DISINFECTANTS AND SIMILAR PRODUCTS, PUT UP IN FORMS OR PACKINGS FOR RETAIL SALE OR AS PREPARATIONS OR ARTICLES (E.G., SULPHUR-TREATED BANDS, WICKS AND CANDLES, AND FLY-PAPERS)	-	-	138	-	-	98
GRP 592	STARCHES, INULIN AND WHEAT GLUTEN; ALBUMINOIDAL SUBSTANCES; GLUES	-	-	269	-	-	270
GRP 597	PREPARED ADDITIVES FOR MINERAL OILS AND THE LIKE; PREPARED LIQUIDS FOR HYDRAULIC TRANSMISSION; ANTI-FREEZING PREPARATIONS AND PREPARED DE-ICING FLUIDS; LUBRICATING PREPARATIONS	-	-	21	-	-	-
GRP 598	MISCELLANEOUS CHEMICAL PRODUCTS, N.E.S.	14	14	599	-	212	577
GRP 612	MANUFACTURES OF LEATHER OR OF COMPOSITION LEATHER, N.E.S.; SADDLERY AND HARNESS	-	-	-	-	-	-
GRP 621	MATERIALS OF RUBBER (E.G., PASTES, PLATES, SHEETS, RODS, THREAD, TUBES, OF RUBBER)	4	4	18	-	-	772
GRP 625	RUBBER TYRES, INTERCHANGEABLE TYRE TREADS, TYRE FLAPS AND INNER TUBES FOR WHEELS OF ALL KINDS	-	-	2,233	-	-	2,134
GRP 629	ARTICLES OF RUBBER, N.E.S.	-	-	2,222	-	-	2,964
GRP 634	VENEERS, PLYWOOD, PARTICLE BOARD, AND OTHER WOOD, WORKED, N.E.S.	256,575	-	1,422	149,718	-	156
GRP 635	WOOD MANUFACTURES, N.E.S.	1,145	197	15	698	-	-
GRP 641	PAPER AND PAPERBOARD	-	-	3,957	-	-	2,627
GRP 642	PAPER AND PAPERBOARD, CUT TO SIZE OR SHAPE, AND ARTICLES OF PAPER OR PAPERBOARD	-	-	1,078	-	-	1,156

JADUAL 20 (SAMB) : EKSPORT, EKSPORT SEMULA DAN IMPORT MENGIKUT KUMPULAN, BAHAGIAN, DAN SEKSYEN BARANGAN
BAGI 10 RAKAN DAGANGAN UTAMA (RM RIBU), 2022-2023
TABLE 20 (CONT'D) : EXPORTS, RE-EXPORTS, AND IMPORTS COMMODITY GROUPS, DIVISIONS, AND SECTIONS
FOR TOP 10 TRADING PARTNERS (RM THOUSAND), 2022-2023

GROUP/ DIV/ SECT	NEGARA / COUNTRY	2022			2023		
		EKSPORT	EKSPORT SEMULA	IMPORT	EKSPORT	EKSPORT SEMULA	IMPORT
		EXPORTS	RE-EXPORTS	IMPORTS	EXPORTS	RE-EXPORTS	IMPORTS
GRP 652	COTTON FABRICS, WOVEN (NOT INCLUDING NARROW OR SPECIAL FABRICS)	-	-	-	-	-	40
GRP 653	FABRICS, WOVEN, OF MAN-MADE TEXTILE MATERIALS (NOT INCLUDING NARROW OR SPECIAL FABRICS)	-	-	312	-	-	-
GRP 654	OTHER TEXTILE FABRICS, WOVEN	-	-	-	-	-	-
GRP 655	KNITTED OR CROCHETED FABRICS (INCLUDING TUBULAR KNIT FABRICS, N.E.S., PILE FABRICS AND OPENWORK FABRICS), N.E.S.	-	-	2	-	-	-
GRP 657	SPECIAL YARNS, SPECIAL TEXTILE FABRICS AND RELATED PRODUCTS	-	-	5	-	-	99
GRP 658	MADE-UP ARTICLES, WHOLLY OR CHIEFLY OF TEXTILE MATERIALS, N.E.S.	-	-	5	-	2	-
GRP 663	MINERAL MANUFACTURES, N.E.S.	-	-	46	-	-	35
GRP 664	GLASS	-	-	4	-	-	27
GRP 665	GLASSWARE	-	-	-	-	-	142
GRP 666	POTTERY	-	-	-	-	-	-
GRP 671	PIG-IRON, SPIEGELEISEN, SPONGE IRON, IRON OR STEEL GRANULES AND POWDERS AND FERRO-ALLOYS	103,712	-	-	77,325	-	-
GRP 673	FLAT-ROLLED PRODUCTS OF IRON OR NON-ALLOY STEEL, NOT CLAD, PLATED OR COATED	-	-	545	-	-	904
GRP 675	FLAT-ROLLED PRODUCTS OF ALLOY STEEL	-	-	47	-	-	-
GRP 676	IRON AND STEEL BARS, RODS, ANGLES, SHAPES AND SECTIONS (INCLUDING SHEET PILING)	-	-	135	-	-	5
GRP 678	WIRE OF IRON OR STEEL	-	-	-	-	-	15
GRP 679	TUBES, PIPES AND HOLLOW PROFILES, AND TUBE OR PIPE FITTINGS, OF IRON OR STEEL	11	11	124,579	-	-	238,746
GRP 682	COPPER	-	-	-	-	-	45
GRP 683	NICKEL	-	-	173	-	-	-
GRP 684	ALUMINIUM	-	-	11	-	-	-
GRP 691	STRUCTURES AND PARTS OF STRUCTURES, N.E.S., OF IRON, STEEL OR ALUMINIUM	2	2	-	-	-	3
GRP 693	WIRE PRODUCTS (EXCLUDING INSULATED ELECTRICAL WIRING) AND FENCING GRILLS	8	8	-	-	-	-
GRP 694	NAILS, SCREWS, NUTS, BOLTS, RIVETS AND THE LIKE, OF IRON, STEEL, COPPER OR ALUMINIUM	-	-	273	-	-	712
GRP 695	TOOLS FOR USE IN THE HAND OR IN MACHINES	50	50	269	-	25	333
GRP 696	CUTLERY	-	-	-	-	-	28
GRP 697	HOUSEHOLD EQUIPMENT OF BASE METAL, N.E.S.	-	-	12	-	-	2
GRP 699	MANUFACTURES OF BASE METAL, N.E.S.	128	128	161	-	-	205
GRP 711	STEAM OR OTHER VAPOUR-GENERATING BOILERS, SUPERHEATED WATER BOILERS, AND AUXILIARY PLANT FOR USE THEREWITH; PARTS THEREOF	8	8	-	-	-	-
GRP 712	STEAM TURBINES AND OTHER VAPOUR TURBINES AND PARTS THEREOF, N.E.S.	-	-	528	-	-	570
GRP 713	INTERNAL COMBUSTION PISTON ENGINES AND PARTS THEREOF, N.E.S.	131	131	42,972	-	49	61,897
GRP 714	ENGINES AND MOTORS, NON-ELECTRIC (OTHER THAN THOSE OF GROUPS 712, 713 AND 718); PARTS, N.E.S., OF THESE ENGINES AND MOTORS	1,352	1,352	1,354	-	-	1,150
GRP 716	ROTATING ELECTRIC PLANT AND PARTS THEREOF, N.E.S.	-	-	1,316	-	-	1,508
GRP 718	POWER-GENERATING MACHINERY AND PARTS THEREOF, N.E.S.	-	-	672	-	-	399
GRP 721	AGRICULTURAL MACHINERY (EXCLUDING TRACTORS) AND PARTS THEREOF	-	-	108	-	-	25
GRP 722	TRACTORS (OTHER THAN THOSE OF HEADINGS 744.14 AND 744.15)	-	-	17,050	-	-	14,546
GRP 723	CIVIL ENGINEERING AND CONTRACTORS' PLANT AND EQUIPMENT; PARTS THEREOF	1,768	1,768	53,015	-	136	32,372
GRP 724	TEXTILE AND LEATHER MACHINERY AND PARTS THEREOF, N.E.S.	-	-	41	-	-	5
GRP 726	PRINTING AND BOOKBINDING MACHINERY AND PARTS THEREOF	-	-	-	-	-	-
GRP 727	FOOD-PROCESSING MACHINES (EXCLUDING DOMESTIC); PARTS THEREOF	5	5	18	-	-	7
GRP 728	OTHER MACHINERY AND EQUIPMENT SPECIALIZED FOR PARTICULAR INDUSTRIES; PARTS THEREOF, N.E.S.	621	621	3,240	-	-	5,391
GRP 731	MACHINE TOOLS WORKING BY REMOVING METAL OR OTHER MATERIAL	-	-	14	-	-	135

JADUAL 20 (SAMB) : EKSPORT, EKSPORT SEMULA DAN IMPORT MENGIKUT KUMPULAN, BAHAGIAN, DAN SEKSYEN BARANGAN
BAGI 10 RAKAN DAGANGAN UTAMA (RM RIBU), 2022-2023
TABLE 20 (CONT'D) : EXPORTS, RE-EXPORTS, AND IMPORTS COMMODITY GROUPS, DIVISIONS, AND SECTIONS
FOR TOP 10 TRADING PARTNERS (RM THOUSAND), 2022-2023

GROUP/ DIV/ SECT	NEGARA / COUNTRY	2022			2023		
		EKSPORT	EKSPORT SEMULA	IMPORT	EKSPORT	EKSPORT SEMULA	IMPORT
		EXPORTS	RE-EXPORTS	IMPORTS	EXPORTS	RE-EXPORTS	IMPORTS
GRP 733	MACHINE TOOLS FOR WORKING METAL, SINTERED METAL CARBIDES OR CERMETS, WITHOUT REMOVING MATERIAL	-	-	-	-	-	-
GRP 735	PARTS, N.E.S., AND ACCESSORIES SUITABLE FOR USE SOLELY OR PRINCIPALLY WITH THE MACHINES FALLING WITHIN GROUPS 731 AND 733 (INCLUDING WORK OR TOOL HOLDERS, SELF-OPENING DIE-HEADS, DIVIDING HEADS AND OTHER SPECIAL ATTACHMENTS FOR MACHINE TOOLS); TOOL HOLDER	-	-	133	-	-	256
GRP 737	METALWORKING MACHINERY (OTHER THAN MACHINE TOOLS) AND PARTS THEREOF, N.E.S.	-	-	106	-	-	210
GRP 741	HEATING AND COOLING EQUIPMENT AND PARTS THEREOF, N.E.S.	-	-	242	-	-	484
GRP 742	PUMPS FOR LIQUIDS, WHETHER OR NOT FITTED WITH A MEASURING DEVICE; LIQUID ELEVATORS; PARTS FOR SUCH PUMPS AND LIQUID ELEVATORS	166	166	7,664	-	37	9,887
GRP 743	PUMPS (OTHER THAN PUMPS FOR LIQUIDS), AIR OR OTHER GAS COMPRESSORS AND FANS; VENTILATING OR RECYCLING HOODS INCORPORATING A FAN, WHETHER OR NOT FITTED WITH FILTERS; CENTRIFUGES; FILTERING OR PURIFYING APPARATUS; PARTS THEREOF	502	502	5,803	-	160	7,168
GRP 744	MECHANICAL HANDLING EQUIPMENT AND PARTS THEREOF, N.E.S.	488	488	17,182	-	-	16,326
GRP 745	NON-ELECTRICAL MACHINERY, TOOLS AND MECHANICAL APPARATUS AND PARTS THEREOF, N.E.S.	-	-	99	-	16	2,331
GRP 746	BALL- OR ROLLER BEARINGS	-	-	1,271	-	-	1,887
GRP 747	TAPS, COCKS, VALVES AND SIMILAR APPLIANCES FOR PIPES, BOILER SHELLS, TANKS, VATS OR THE LIKE, INCLUDING PRESSURE-REDUCING VALVES AND THERMOSTATICALLY CONTROLLED VALVES	11	11	5,861	-	13	2,931
GRP 748	TRANSMISSION SHAFTS (INCLUDING CAMSHAFTS AND CRANKSHAFTS) AND CRANKS; BEARING HOUSINGS AND PLAIN SHAFT BEARINGS; GEARS AND GEARING; BALL OR ROLLER SCREWS; GEARBOXES AND OTHER SPEED CHANGERS (INCLUDING TORQUE CONVERTERS); FLYWHEELS AND PULLEYS (INCLUDING PULLEY BLOCKS); CLUTCHES AND SHAFT COUPLINGS (INCLUDING UNIVERSAL JOINTS); ARTICULATED LINK CHAIN; PARTS THEREOF	41	41	3,037	-	-	5,975
GRP 749	NON-ELECTRIC PARTS AND ACCESSORIES OF MACHINERY, N.E.S.	-	-	4,547	-	3	4,462
GRP 751	OFFICE MACHINES	-	-	159	-	-	105
GRP 752	AUTOMATIC DATA-PROCESSING MACHINES AND UNITS THEREOF; MAGNETIC OR OPTICAL READERS, MACHINES FOR TRANSCRIBING DATA ONTO DATA MEDIA IN CODED FORM AND MACHINES FOR PROCESSING SUCH DATA, N.E.S.	37	37	26	-	-	102
GRP 759	PARTS AND ACCESSORIES (OTHER THAN COVERS, CARRYING CASES AND THE LIKE) SUITABLE FOR USE SOLELY OR PRINCIPALLY WITH MACHINES FALLING WITHIN GROUPS 751 AND 752	-	-	3,090	-	-	99
GRP 761	MONITORS AND PROJECTORS, NOT INCORPORATING TELEVISION RECEPTION APPARATUS; RECEPTION APPARATUS FOR TELEVISION, WHETHER OR NOT INCORPORATING RADIO-BROADCAST RECEIVERS OR SOUND OR VIDEO RECORDING OR REPRODUCING APPARATUS	-	-	501	-	-	491
GRP 762	RECEPTION APPARATUS FOR RADIO-BROADCASTING, WHETHER OR NOT COMBINED, IN THE SAME HOUSING, WITH SOUND RECORDING OR REPRODUCING APPARATUS OR A CLOCK	-	-	-	-	-	6
GRP 763	SOUND RECORDING OR REPRODUCING APPARATUS; VIDEO RECORDING OR REPRODUCING APPARATUS; WHETHER OR NOT INCORPORATING A VIDEO TUNER	-	-	-	-	-	3
GRP 764	TELECOMMUNICATIONS EQUIPMENT, N.E.S., AND PARTS, N.E.S., AND ACCESSORIES OF APPARATUS FALLING WITHIN DIVISION 76	-	-	371	-	6	426

JADUAL 20 (SAMB) : EKSPORT, EKSPORT SEMULA DAN IMPORT MENGIKUT KUMPULAN, BAHAGIAN, DAN SEKSYEN BARANGAN
BAGI 10 RAKAN DAGANGAN UTAMA (RM RIBU), 2022-2023
TABLE 20 (CONT'D) : EXPORTS, RE-EXPORTS, AND IMPORTS COMMODITY GROUPS, DIVISIONS, AND SECTIONS
FOR TOP 10 TRADING PARTNERS (RM THOUSAND), 2022-2023

GROUP/ DIV/ SECT	NEGARA / COUNTRY	2022			2023		
		EKSPORT	EKSPORT SEMULA	IMPORT	EKSPORT	EKSPORT SEMULA	IMPORT
		EXPORTS	RE-EXPORTS	IMPORTS	EXPORTS	RE-EXPORTS	IMPORTS
GRP 771	ELECTRIC POWER MACHINERY (OTHER THAN ROTATING ELECTRIC PLANT OF GROUP 716) AND PARTS THEREOF	53	53	62	-	4	133
GRP 772	ELECTRICAL APPARATUS FOR SWITCHING OR PROTECTING ELECTRICAL CIRCUITS OR FOR MAKING CONNECTIONS TO OR IN ELECTRICAL CIRCUITS (E.G., SWITCHES, RELAYS, FUSES, LIGHTNING ARRESTERS, VOLTAGE LIMITERS, SURGE SUPPRESSORS, PLUGS AND SOCKETS, LAMP-HOLDERS AND JUNCTION BOXES); ELECTRICAL RESISTORS (INCLUDING RHEOSTATS AND POTENTIOMETERS), OTHER THAN HEATING RESISTORS; PRINTED CIRCUITS; BOARDS, PANELS (INCLUDING NUMERICAL CONTROL PANELS), CONSOLES, DESKS, CABINETS AND OTHER BASES, EQUIPPED WITH TWO OR MORE APPARATUS FOR SWITCHING, PROTECTING OR FOR MAKING CONNECTIONS TO OR IN ELECTRICAL CIRCUITS, FOR ELECTRIC CONTROL OR THE DISTRIBUTION OF ELECTRICITY (EXCLUDING SWITCHING APPARATUS OF SUBGROUP 764.1)	4	4	785	-	13	472
GRP 773	EQUIPMENT FOR DISTRIBUTING ELECTRICITY, N.E.S.	110	110	200	-	-	169
GRP 774	ELECTRODIAGNOSTIC APPARATUS FOR MEDICAL, SURGICAL, DENTAL OR VETERINARY PURPOSES, AND RADIOLOGICAL APPARATUS	3	3	276	-	-	-
GRP 775	HOUSEHOLD-TYPE ELECTRICAL AND NON-ELECTRICAL EQUIPMENT, N.E.S.	-	-	246	-	-	171
GRP 776	THERMIONIC, COLD CATHODE OR PHOTO-CATHODE VALVES AND TUBES (E.G., VACUUM OR VAPOUR OR GAS-FILLED VALVES AND TUBES, MERCURY ARC RECTIFYING VALVES AND TUBES, CATHODE-RAY TUBES, TELEVISION CAMERA TUBES); DIODES, TRANSISTORS AND SIMILAR SEMICONDUCTOR DEVICES;	-	-	66	-	-	9
GRP 778	ELECTRICAL MACHINERY AND APPARATUS, N.E.S.	-	-	110,672	-	84	144,511
GRP 781	MOTOR CARS AND OTHER MOTOR VEHICLES PRINCIPALLY DESIGNED FOR THE TRANSPORT OF PERSONS (OTHER THAN MOTOR VEHICLES FOR THE TRANSPORT OF TEN OR MORE PERSONS, INCLUDING THE DRIVER), INCLUDING STATION-WAGONS AND RACING CARS	-	-	66,900	-	55	74,434
GRP 782	MOTOR VEHICLES FOR THE TRANSPORT OF GOODS AND SPECIAL-PURPOSE MOTOR VEHICLES	-	-	10,482	-	-	4,648
GRP 783	ROAD MOTOR VEHICLES, N.E.S.	-	-	296	-	-	27
GRP 784	PARTS AND ACCESSORIES OF THE MOTOR VEHICLES OF GROUPS 722, 781, 782 AND 783	-	-	12,246	-	2	14,834
GRP 785	MOTOR CYCLES (INCLUDING MOPEDS) AND CYCLES, MOTORIZED AND NON-MOTORIZED; INVALID CARRIAGES	-	-	1,399	-	-	355
GRP 786	TRAILERS AND SEMI-TRAILERS; OTHER VEHICLES, NOT MECHANICALLY-PROPELLED; SPECIALLY DESIGNED AND EQUIPPED TRANSPORT CONTAINERS	-	-	284	-	-	220
GRP 791	RAILWAY VEHICLES (INCLUDING HOVERTRAINS) AND ASSOCIATED EQUIPMENT	-	-	-	-	-	233
GRP 793	SHIPS, BOATS (INCLUDING HOVERCRAFT) AND FLOATING STRUCTURES	-	-	-	-	256	269
GRP 812	SANITARY, PLUMBING AND HEATING FIXTURES AND FITTINGS, N.E.S.	-	-	138	-	-	3
GRP 813	LIGHTING FIXTURES AND FITTINGS, N.E.S.	14	14	4	-	-	29
GRP 821	FURNITURE AND PARTS THEREOF; BEDDING, MATTRESSES, MATTRESS SUPPORTS, CUSHIONS AND SIMILAR STUFFED FURNISHINGS	-	-	303	-	-	216

JADUAL 20 (SAMB) : EKSPORT, EKSPORT SEMULA DAN IMPORT MENGIKUT KUMPULAN, BAHAGIAN, DAN SEKSYEN BARANGAN
BAGI 10 RAKAN DAGANGAN UTAMA (RM RIBU), 2022-2023
TABLE 20 (CONT'D) : EXPORTS, RE-EXPORTS, AND IMPORTS COMMODITY GROUPS, DIVISIONS, AND SECTIONS
FOR TOP 10 TRADING PARTNERS (RM THOUSAND), 2022-2023

GROUP/ DIV/ SECT	NEGARA / COUNTRY	2022			2023		
		EKSPORT	EKSPORT SEMULA	IMPORT	EKSPORT	EKSPORT SEMULA	IMPORT
		EXPORTS	RE-EXPORTS	IMPORTS	EXPORTS	RE-EXPORTS	IMPORTS
GRP 831	TRUNKS, SUITCASES, VANITY CASES, EXECUTIVE CASES, BRIEFCASES, SCHOOL SATCHES, SPECTACLE CASES, BINOCULAR CASES, CAMERA CASES, MUSICAL INSTRUMENT CASES, GUN CASES, HOLSTERS AND SIMILAR CONTAINERS; TRAVELLING BAGS, INSULATED FOOD OR BEVERAGES BAGS, TOILET BAGS, RUCKSACKS, HANDBAGS, SHOPPING BAGS, WALLETS, PURSES, MAP CASES, CIGARETTE CASES, TOBACCO POUCHES, TOOL BAGS, SPORTS BAGS, BOTTLE CASES, JEWELLERY BOXES, POWDER BOXES, CUTLERY CASES AND SIMILAR CONTAINERS, OF LEATHER OR OF COMPOSITION LEATHER, OF SHEETING OF PLASTICS, OF TEXTILE MATERIALS, OF VULCANIZED FIBRE OR OF PAPERBOARD, OR WHOLLY OR MAINLY COVERED WITH SUCH MATERIALS OR WITH PAPER; TRAVEL SETS FOR PERSONAL TOILET, SEWING OR SHOE OR CLOTHES CLEANING.	-	-	51	-	-	73
GRP 841	MEN'S OR BOYS' COATS, CAPES, JACKETS, SUITS, BLAZERS, TROUSERS, SHORTS, SHIRTS, UNDERWEAR, NIGHTWEAR AND SIMILAR ARTICLES OF TEXTILE FABRICS, NOT KNITTED OR CROCHETED (OTHER THAN THOSE OF SUBGROUP 845.2)	-	-	2	-	-	16
GRP 842	WOMEN'S OR GIRLS' COATS, CAPES, JACKETS, SUITS, TROUSERS, SHORTS, SHIRTS, DRESSES AND SKIRTS, UNDERWEAR, NIGHTWEAR AND SIMILAR ARTICLES OF TEXTILE FABRICS, NOT KNITTED OR CROCHETED (OTHER THAN THOSE OF SUBGROUP 845.2)	-	-	13	-	-	2
GRP 843	MEN'S OR BOYS' COATS, CAPES, JACKETS, SUITS, BLAZERS, TROUSERS, SHORTS, SHIRTS, UNDERWEAR, NIGHTWEAR AND SIMILAR ARTICLES OF TEXTILE FABRICS, KNITTED OR CROCHETED (OTHER THAN THOSE OF SUBGROUP 845.2)	-	-	2	-	-	-
GRP 844	WOMEN'S OR GIRLS' COATS, CAPES, JACKETS, SUITS, TROUSERS, SHORTS, SHIRTS, DRESSES AND SKIRTS, UNDERWEAR, NIGHTWEAR AND SIMILAR ARTICLES OF TEXTILE FABRICS, KNITTED OR CROCHETED (OTHER THAN THOSE OF SUBGROUP 845.2)	-	-	-	-	-	-
GRP 845	ARTICLES OF APPAREL, OF TEXTILE FABRICS, WHETHER OR NOT KNITTED OR CROCHETED, N.E.S.	-	-	884	-	-	50
GRP 846	CLOTHING ACCESSORIES, OF TEXTILE FABRICS, WHETHER OR NOT KNITTED OR CROCHETED (OTHER THAN THOSE FOR BABIES)	-	-	13	-	-	4
GRP 848	ARTICLES OF APPAREL AND CLOTHING ACCESSORIES OF OTHER THAN TEXTILE FABRICS; HEADGEAR OF ALL MATERIALS	5	5	22	-	-	13
GRP 851	FOOTWEAR	-	-	17	-	-	15
GRP 871	OPTICAL INSTRUMENTS AND APPARATUS, N.E.S.	-	-	129	-	-	1,914
GRP 872	INSTRUMENTS AND APPLIANCES, N.E.S., FOR MEDICAL, SURGICAL, DENTAL OR VETERINARY PURPOSES	142	142	373	-	40	707
GRP 873	METERS AND COUNTERS, N.E.S.	-	-	38	-	-	152
GRP 874	MEASURING, CHECKING, ANALYSING AND CONTROLLING INSTRUMENTS AND APPARATUS, N.E.S.	394	394	4,367	-	317	6,866
GRP 881	PHOTOGRAPHIC APPARATUS AND EQUIPMENT, N.E.S.	74	74	13	-	-	22
GRP 882	PHOTOGRAPHIC AND CINEMATOGRAPHIC SUPPLIES	-	-	55	-	-	48
GRP 884	OPTICAL GOODS, N.E.S.	3	3	122	-	-	104
GRP 885	WATCHES AND CLOCKS	3	3	189	-	6	278
GRP 892	PRINTED MATTER	-	-	36	-	-	312
GRP 893	ARTICLES, N.E.S., OF PLASTICS	9	9	159	-	-	493
GRP 894	BABY CARRIAGES, TOYS, GAMES AND SPORTING GOODS	-	-	487	-	-	1,316
GRP 895	OFFICE AND STATIONERY SUPPLIES, N.E.S.	-	-	42	-	-	30
GRP 896	WORKS OF ART, COLLECTORS' PIECES AND ANTIQUES	-	-	117	-	-	10

JADUAL 20 (SAMB) : EKSPORT, EKSPORT SEMULA DAN IMPORT MENGIKUT KUMPULAN, BAHAGIAN, DAN SEKSYEN BARANGAN
BAGI 10 RAKAN DAGANGAN UTAMA (RM RIBU), 2022-2023
TABLE 20 (CONT'D) : EXPORTS, RE-EXPORTS, AND IMPORTS COMMODITY GROUPS, DIVISIONS, AND SECTIONS
FOR TOP 10 TRADING PARTNERS (RM THOUSAND), 2022-2023

GROUP/ DIV/ SECT	NEGARA / COUNTRY	2022			2023		
		EKSPORT	EKSPORT SEMULA	IMPORT	EKSPORT	EKSPORT SEMULA	IMPORT
		EXPORTS	RE-EXPORTS	IMPORTS	EXPORTS	RE-EXPORTS	IMPORTS
GRP 897	JEWELLERY, GOLDSMITHS' AND SILVERSMITHS' WARES, AND OTHER ARTICLES OF PRECIOUS OR SEMIPRECIOUS MATERIALS, N.E.S.	-	-	10	-	-	34
GRP 898	MUSICAL INSTRUMENTS AND PARTS AND ACCESSORIES THEREOF; RECORDS, TAPES AND OTHER SOUND OR SIMILAR RECORDINGS (EXCLUDING GOODS OF GROUPS 763 AND 883)	-	-	184	-	-	250
GRP 899	MISCELLANEOUS MANUFACTURED ARTICLES, N.E.S.	-	-	1	-	-	12
GRP 931	SPECIAL TRANSACTIONS AND COMMODITIES NOT CLASSIFIED ACCORDING TO KIND	128	117	2,229	7	131	2,246
DIV 01	MEAT AND MEAT PREPARATIONS	-	-	7	-	-	99
DIV 02	DAIRY PRODUCTS AND BIRDS' EGGS	-	-	127	-	-	219
DIV 03	FISH (NOT MARINE MAMMALS), CRUSTACEANS, MOLLUSCS AND AQUATIC INVERTEBRATES, AND PREPARATIONS THEREOF	18,738	-	3,584	9,573	-	1,227
DIV 04	CEREALS AND CEREAL PREPARATIONS	620	-	432	860	98	403
DIV 05	VEGETABLES AND FRUIT	-	-	1,657	-	43	1,580
DIV 06	SUGARS, SUGAR PREPARATIONS AND HONEY	-	-	-	-	-	3
DIV 07	COFFEE, TEA, COCOA, SPICES, AND MANUFACTURES THEREOF	-	-	142	-	-	166
DIV 08	FEEDING STUFF FOR ANIMALS (NOT INCLUDING UNMILLED CEREALS)	-	-	711	1,279	-	1,077
DIV 09	MISCELLANEOUS EDIBLE PRODUCTS AND PREPARATIONS	3,110	3,110	837	-	3,341	1,027
DIV 11	BEVERAGES	-	-	5,717	-	-	2,217
DIV 12	TOBACCO AND TOBACCO MANUFACTURES	-	-	-	-	-	343
DIV 21	HIDES, SKINS AND FURSKINS, RAW	205	-	-	221	-	-
DIV 24	CORK AND WOOD	55,702	-	-	62,240	-	-
DIV 25	PULP AND WASTE PAPER	-	-	-	-	-	247
DIV 26	TEXTILE FIBRES (OTHER THAN WOOL TOPS AND OTHER COMBED WOOL) AND THEIR WASTES (NOT MANUFACTURED INTO YARN OR FABRIC)	945	945	7,668	-	957	11,127
DIV 27	CRUDE FERTILIZERS, OTHER THAN THOSE OF DIVISION 56, AND CRUDE MINERALS (EXCLUDING COAL, PETROLEUM AND PRECIOUS STONES)	-	-	-	-	-	-
DIV 28	METALLIFEROUS ORES AND METAL SCRAP	-	-	4	-	-	-
DIV 29	CRUDE ANIMAL AND VEGETABLE MATERIALS, N.E.S.	55,685	278	177	66,542	574	8
DIV 33	PETROLEUM, PETROLEUM PRODUCTS AND RELATED MATERIALS	0	0	53	127,485	-	429
DIV 34	GAS, NATURAL AND MANUFACTURED	1,253,523	-	-	911,408	-	-
DIV 42	FIXED VEGETABLE FATS AND OILS, CRUDE, REFINED OR FRACTIONATED	2,024,075	-	-	1,599,506	-	-
DIV 43	ANIMAL OR VEGETABLE FATS AND OILS, PROCESSED; WAXES OF ANIMAL OR VEGETABLE ORIGIN; INEDIBLE MIXTURES OR PREPARATIONS OF ANIMAL OR VEGETABLE FATS OR OILS, N.E.S.	71,475	-	-	-	-	-
DIV 51	ORGANIC CHEMICALS	148,041	-	3,168	102,096	-	3,053
DIV 52	INORGANIC CHEMICALS	-	-	-	-	-	3,778
DIV 53	DYEING, TANNING AND COLOURING MATERIALS	-	-	10	-	-	292
DIV 54	MEDICINAL AND PHARMACEUTICAL PRODUCTS	19	19	2	-	26	5
DIV 55	ESSENTIAL OILS AND RESINOIDS AND PERFUME MATERIALS; TOILET, POLISHING AND CLEANSING PREPARATIONS	17	17	1,481	-	44	1,868
DIV 56	FERTILIZERS (OTHER THAN THOSE OF GROUP 272)	37,739	-	32,832	31	-	22,557
DIV 57	PLASTICS IN PRIMARY FORMS	-	-	1,028	-	-	283
DIV 58	PLASTICS IN NON-PRIMARY FORMS	-	-	47	-	-	102
DIV 59	CHEMICAL MATERIALS AND PRODUCTS, N.E.S.	14	14	1,028	-	212	945
DIV 61	LEATHER, LEATHER MANUFACTURES, N.E.S., AND DRESSED FURSKINS	-	-	-	-	-	-
DIV 62	RUBBER MANUFACTURES, N.E.S.	4	4	4,473	-	-	5,870
DIV 63	CORK AND WOOD MANUFACTURES (EXCLUDING FURNITURE)	257,719	197	1,437	150,416	-	156
DIV 64	PAPER, PAPERBOARD AND ARTICLES OF PAPER PULP, OF PAPER OR OF PAPERBOARD	-	-	5,035	-	-	3,783

JADUAL 20 (SAMB) : EKSPORT, EKSPORT SEMULA DAN IMPORT MENGIKUT KUMPULAN, BAHAGIAN, DAN SEKSYEN BARANGAN
BAGI 10 RAKAN DAGANGAN UTAMA (RM RIBU), 2022-2023
TABLE 20 (CONT'D) : EXPORTS, RE-EXPORTS, AND IMPORTS COMMODITY GROUPS, DIVISIONS, AND SECTIONS
FOR TOP 10 TRADING PARTNERS (RM THOUSAND), 2022-2023

GROUP/ DIV/ SECT	NEGARA / COUNTRY	2022			2023		
		EKSPORT	EKSPORT SEMULA	IMPORT	EKSPORT	EKSPORT SEMULA	IMPORT
		EXPORTS	RE-EXPORTS	IMPORTS	EXPORTS	RE-EXPORTS	IMPORTS
DIV 65	TEXTILE YARN, FABRICS, MADE-UP ARTICLES, N.E.S., AND RELATED PRODUCTS	-	-	324	-	2	138
DIV 66	NON-METALLIC MINERAL MANUFACTURES, N.E.S.	-	-	50	-	-	204
DIV 67	IRON AND STEEL	103,724	11	125,306	77,325	-	239,669
DIV 68	NON-FERROUS METALS	-	-	183	-	-	45
DIV 69	MANUFACTURES OF METALS, N.E.S.	189	189	714	-	25	1,283
DIV 71	POWER-GENERATING MACHINERY AND EQUIPMENT	1,491	1,491	46,842	-	49	65,524
DIV 72	MACHINERY SPECIALIZED FOR PARTICULAR INDUSTRIES	2,394	2,394	73,471	-	136	52,345
DIV 73	METALWORKING MACHINERY	-	-	252	-	-	600
DIV 74	GENERAL INDUSTRIAL MACHINERY AND EQUIPMENT, N.E.S., AND MACHINE PARTS, N.E.S.	1,208	1,208	45,706	-	229	51,451
DIV 75	OFFICE MACHINES AND AUTOMATIC DATA- PROCESSING MACHINES	37	37	3,274	-	-	306
DIV 76	TELECOMMUNICATIONS AND SOUND- RECORDING AND REPRODUCING APPARATUS AND EQUIPMENT	-	-	872	-	6	925
DIV 77	ELECTRICAL MACHINERY, APPARATUS AND APPLIANCES, N.E.S., AND ELECTRICAL PARTS THEREOF (INCLUDING NON-ELECTRICAL COUNTERPARTS, N.E.S., OF ELECTRICAL HOUSEHOLD-TYPE EQUIPMENT)	170	170	112,307	-	101	145,465
DIV 78	ROAD VEHICLES (INCLUDING AIR-CUSHION VEHICLES)	-	-	91,607	-	57	94,518
DIV 79	OTHER TRANSPORT EQUIPMENT	-	-	-	-	256	502
DIV 81	PREFABRICATED BUILDINGS; SANITARY, PLUMBING, HEATING AND LIGHTING FIXTURES AND FITTINGS, N.E.S.	14	14	141	-	-	31
DIV 82	FURNITURE AND PARTS THEREOF; BEDDING, MATTRESSES, MATTRESS SUPPORTS, CUSHIONS AND SIMILAR STUFFED FURNISHINGS	-	-	303	-	-	216
DIV 83	TRAVEL GOODS, HANDBAGS AND SIMILAR CONTAINERS	-	-	51	-	-	73
DIV 84	ARTICLES OF APPAREL AND CLOTHING ACCESSORIES	5	5	936	-	-	85
DIV 85	FOOTWEAR	-	-	17	-	-	15
DIV 87	PROFESSIONAL, SCIENTIFIC AND CONTROLLING INSTRUMENTS AND APPARATUS, N.E.S.	536	536	4,907	-	357	9,639
DIV 88	PHOTOGRAPHIC APPARATUS, EQUIPMENT AND SUPPLIES AND OPTICAL GOODS, N.E.S.; WATCHES AND CLOCKS	80	80	380	-	6	452
DIV 89	MISCELLANEOUS MANUFACTURED ARTICLES, N.E.S.	9	9	1,036	-	-	2,457
DIV 93	SPECIAL TRANSACTIONS AND COMMODITIES NOT CLASSIFIED ACCORDING TO KIND	128	117	2,229	7	131	2,246
SECT 0	FOOD AND LIVE ANIMALS	22,468	3,110	7,498	11,713	3,483	5,799
SECT 1	BEVERAGES AND TOBACCO	-	-	5,717	-	-	2,560
SECT 2	CRUDE MATERIALS, INEDIBLE, EXCEPT FUELS	112,536	1,223	7,849	129,003	1,531	11,382
SECT 3	MINERAL FUELS, LUBRICANTS AND RELATED MATERIALS	1,253,523	0	53	1,038,893	-	429
SECT 4	ANIMAL AND VEGETABLE OILS, FATS AND WAXES	2,095,550	-	-	1,599,506	-	-
SECT 5	CHEMICALS AND RELATED PRODUCTS, N.E.S.	185,830	50	39,595	102,128	282	32,881
SECT 6	MANUFACTURED GOODS CLASSIFIED CHIEFLY BY MATERIAL	361,636	401	137,522	227,741	27	251,148
SECT 7	MACHINERY AND TRANSPORT EQUIPMENT	5,300	5,300	374,332	-	834	411,636
SECT 8	MISCELLANEOUS MANUFACTURED ARTICLES	644	644	7,772	-	363	12,967
SECT 9	COMMODITIES AND TRANSACTIONS NOT CLASSIFIED ELSEWHERE IN THE SITC	128	117	2,229	7	131	2,246

JADUAL 20 (SAMB) : EKSPORT, EKSPORT SEMULA DAN IMPORT MENGIKUT KUMPULAN, BAHAGIAN, DAN SEKSYEN BARANGAN
BAGI 10 RAKAN DAGANGAN UTAMA (RM RIBU), 2022-2023
TABLE 20 (CONT'D) : EXPORTS, RE-EXPORTS, AND IMPORTS COMMODITY GROUPS, DIVISIONS, AND SECTIONS
FOR TOP 10 TRADING PARTNERS (RM THOUSAND), 2022-2023

GROUP/ DIV/ SECT	NEGARA / COUNTRY	2022			2023		
		EKSPORT	EKSPORT SEMULA	IMPORT	EKSPORT	EKSPORT SEMULA	IMPORT
		EXPORTS	RE-EXPORTS	IMPORTS	EXPORTS	RE-EXPORTS	IMPORTS
	E.U^a						
	JUMLAH/TOTAL	4,293,314	20,331	1,250,577	2,649,926	9,110	788,296
GRP 001	LIVE ANIMALS OTHER THAN ANIMALS OF DIVISION 03	-	-	1,064	-	-	1,558
GRP 011	MEAT OF BOVINE ANIMALS, FRESH, CHILLED OR FROZEN	-	-	4	-	-	-
GRP 012	OTHER MEAT AND EDIBLE MEAT OFFAL, FRESH, CHILLED OR FROZEN (EXCEPT MEAT AND MEAT OFFAL UNFIT OR UNSUITABLE FOR HUMAN CONSUMPTION)	-	-	30,439	-	-	55,768
GRP 016	MEAT AND EDIBLE MEAT OFFAL, SALTED, IN BRINE, DRIED OR SMOKED; EDIBLE FLOURS AND MEALS OF MEAT OR MEAT OFFAL	-	-	62	-	-	18
GRP 017	MEAT AND EDIBLE MEAT OFFAL, PREPARED OR PRESERVED, N.E.S.	-	-	2,736	-	-	10
GRP 022	MILK AND CREAM AND MILK PRODUCTS OTHER THAN BUTTER OR CHEESE	-	-	12,591	-	-	11,829
GRP 023	BUTTER AND OTHER FATS AND OILS DERIVED FROM MILK	-	-	2,502	-	-	1,807
GRP 024	CHEESE AND CURD	-	-	7,907	-	-	3,163
GRP 025	EGGS, BIRDS', AND EGG YOLKS, FRESH, DRIED OR OTHERWISE PRESERVED, SWEETENED OR NOT; EGG ALBUMIN	-	-	70	-	-	402
GRP 034	FISH, FRESH (LIVE OR DEAD), CHILLED OR FROZEN	7	-	13	10	-	154
GRP 036	CRUSTACEANS, MOLLUSCS AND AQUATIC INVERTEBRATES, WHETHER IN SHELL OR NOT, FRESH (LIVE OR DEAD), CHILLED, FROZEN, DRIED, SALTED OR IN BRINE; CRUSTACEANS, IN SHELL, COOKED BY STEAMING OR BOILING IN WATER, WHETHER OR NOT CHILLED, FROZEN, DRIED, SALTED OR IN	-	-	-	-	-	-
GRP 037	FISH, CRUSTACEANS, MOLLUSCS AND OTHER AQUATIC INVERTEBRATES, PREPARED OR PRESERVED, N.E.S.	-	-	7	-	-	11
GRP 042	RICE	-	-	-	-	-	-
GRP 043	BARLEY, UNMILLED	-	-	-	-	-	-
GRP 046	MEAL AND FLOUR OF WHEAT AND FLOUR OF MESLIN	-	-	-	-	-	8
GRP 047	OTHER CEREAL MEALS AND FLOURS	-	-	-	-	-	-
GRP 048	CEREAL PREPARATIONS AND PREPARATIONS OF FLOUR OR STARCH OF FRUITS OR VEGETABLES	-	-	1,881	-	-	3,039
GRP 054	VEGETABLES, FRESH, CHILLED, FROZEN OR SIMPLY PRESERVED (INCLUDING DRIED LEGUMINOUS VEGETABLES); ROOTS, TUBERS AND OTHER EDIBLE VEGETABLE PRODUCTS, N.E.S., FRESH OR DRIED	-	-	68,346	-	-	30,986
GRP 056	VEGETABLES, ROOTS AND TUBERS, PREPARED OR PRESERVED, N.E.S.	-	-	1,312	-	-	1,261
GRP 057	FRUIT AND NUTS (NOT INCLUDING OIL NUTS), FRESH OR DRIED	-	-	1,475	-	-	2,256
GRP 058	FRUIT, PRESERVED, AND FRUIT PREPARATIONS (EXCLUDING FRUIT JUICES)	-	-	567	-	-	951
GRP 059	FRUIT JUICES (INCLUDING GRAPE MUST) AND VEGETABLE JUICES, UNFERMENTED AND NOT CONTAINING ADDED SPIRIT, WHETHER OR NOT CONTAINING ADDED SUGAR OR OTHER SWEETENING MATTER	-	-	742	-	-	783
GRP 061	SUGARS, MOLASSES AND HONEY	-	-	-	-	-	21
GRP 062	SUGAR CONFECTIONERY	-	-	96	-	-	457
GRP 071	COFFEE AND COFFEE SUBSTITUTES	-	-	688	-	-	1,305
GRP 073	CHOCOLATE AND OTHER FOOD PREPARATIONS CONTAINING COCOA, N.E.S.	-	-	6,455	-	-	8,555
GRP 075	SPICES	-	-	46	-	-	15
GRP 081	FEEDING STUFF FOR ANIMALS (NOT INCLUDING UNMILLED CEREALS)	-	-	2,832	-	-	2,321
GRP 091	MARGARINE AND SHORTENING	-	-	-	-	-	-
GRP 098	EDIBLE PRODUCTS AND PREPARATIONS, N.E.S.	85	85	12,905	-	12	10,813
GRP 111	NON-ALCOHOLIC BEVERAGES, N.E.S.	-	-	799	-	-	1,395
GRP 112	ALCOHOLIC BEVERAGES	-	-	18,066	-	-	18,518
GRP 122	TOBACCO, MANUFACTURED (WHETHER OR NOT CONTAINING TOBACCO SUBSTITUTES)	-	-	886	-	-	1,035
GRP 232	SYNTHETIC RUBBER; RECLAIMED RUBBER; WASTE, PARINGS AND SCRAP OF UNHARDENED RUBBER	-	-	106	-	-	-
GRP 246	WOOD IN CHIPS OR PARTICLES AND WOOD WASTE	310	-	-	677	-	-

JADUAL 20 (SAMB) : EKSPORT, EKSPORT SEMULA DAN IMPORT MENGIKUT KUMPULAN, BAHAGIAN, DAN SEKSYEN BARANGAN
BAGI 10 RAKAN DAGANGAN UTAMA (RM RIBU), 2022-2023
TABLE 20 (CONT'D) : EXPORTS, RE-EXPORTS, AND IMPORTS COMMODITY GROUPS, DIVISIONS, AND SECTIONS
FOR TOP 10 TRADING PARTNERS (RM THOUSAND), 2022-2023

GROUP/ DIV/ SECT	NEGARA / COUNTRY	2022			2023		
		EKSPORT	EKSPORT SEMULA	IMPORT	EKSPORT	EKSPORT SEMULA	IMPORT
		EXPORTS	RE-EXPORTS	IMPORTS	EXPORTS	RE-EXPORTS	IMPORTS
GRP 247	WOOD IN THE ROUGH, WHETHER OR NOT STRIPPED OF BARK OR SAPWOOD, OR ROUGHLY SQUARED	-	-	-	-	-	-
GRP 248	WOOD, SIMPLY WORKED, AND RAILWAY SLEEPERS OF WOOD	21,592	-	6,280	9,576	-	1,362
GRP 251	PULP AND WASTE PAPER	-	-	557	-	-	-
GRP 266	SYNTHETIC FIBRES SUITABLE FOR SPINNING	-	-	-	-	-	369
GRP 269	WORN CLOTHING AND OTHER WORN TEXTILE ARTICLES; RAGS	-	-	-	-	-	-
GRP 273	STONE, SAND AND GRAVEL	-	-	19	-	-	49
GRP 277	NATURAL ABRASIVES, N.E.S. (INCLUDING INDUSTRIAL DIAMONDS)	-	-	-	-	-	24
GRP 278	OTHER CRUDE MINERALS	-	-	24,672	-	-	1,273
GRP 281	IRON ORE AND CONCENTRATES	-	-	471,109	-	-	-
GRP 291	CRUDE ANIMAL MATERIALS, N.E.S.	16	-	-	-	-	-
GRP 292	CRUDE VEGETABLE MATERIALS, N.E.S.	1	-	251	2	-	152
GRP 321	COAL, WHETHER OR NOT PULVERIZED, BUT NOT AGGLOMERATED	-	-	-	-	-	5
GRP 322	BRIQUETTES, LIGNITE AND PEAT	-	-	726	-	-	967
GRP 334	PETROLEUM OILS AND OILS OBTAINED FROM BITUMINOUS MINERALS (OTHER THAN CRUDE); PREPARATIONS, N.E.S., CONTAINING BY WEIGHT 70% OR MORE OF PETROLEUM OILS OR OF OILS OBTAINED FROM BITUMINOUS MINERALS, THESE OILS BEING THE BASIC CONSTITUENTS OF THE PREPARATION	-	-	1,172	-	-	1,374
GRP 344	PETROLEUM GASES AND OTHER GASEOUS HYDROCARBONS, N.E.S.	-	-	-	-	-	6
GRP 411	ANIMAL OILS AND FATS	-	-	20	-	-	105
GRP 421	FIXED VEGETABLE FATS AND OILS, "SOFT", CRUDE, REFINED OR FRACTIONATED	-	-	3,014	-	-	1,186
GRP 422	FIXED VEGETABLE FATS AND OILS, CRUDE, REFINED OR FRACTIONATED, OTHER THAN "SOFT"	2,911,467	-	21	1,854,678	-	198
GRP 431	ANIMAL OR VEGETABLE FATS AND OILS, PROCESSED; WAXES; INEDIBLE MIXTURES OR PREPARATIONS OF ANIMAL OR VEGETABLE FATS OR OILS, N.E.S.	467,885	-	11	674,140	-	-
GRP 511	HYDROCARBONS, N.E.S., AND THEIR HALOGENATED, SULPHONATED, NITRATED OR NITROSATED DERIVATIVES	-	-	157	-	-	-
GRP 512	ALCOHOLS, PHENOLS, PHENOL-ALCOHOLS, AND THEIR HALOGENATED, SULPHONATED, NITRATED OR NITROSATED DERIVATIVES	736,458	-	74	109,914	-	-
GRP 513	CARBOXYLIC ACIDS AND THEIR ANHYDRIDES, HALIDES, PEROXIDES AND PEROXYACIDS; THEIR HALOGENATED, SULPHONATED, NITRATED OR NITROSATED DERIVATIVES	-	-	370	-	-	333
GRP 514	NITROGEN-FUNCTION COMPOUNDS	-	-	13	-	-	-
GRP 516	OTHER ORGANIC CHEMICALS	-	-	72	-	-	-
GRP 522	INORGANIC CHEMICAL ELEMENTS, OXIDES AND HALOGEN SALTS	-	-	285	-	-	6
GRP 523	SALTS AND PEROXSALTS, OF INORGANIC ACIDS AND METALS	-	-	215	-	-	267
GRP 524	OTHER INORGANIC CHEMICALS; ORGANIC AND INORGANIC COMPOUNDS OF PRECIOUS METALS	-	-	169	-	-	-
GRP 525	RADIOACTIVE AND ASSOCIATED MATERIALS	-	-	91	-	-	106
GRP 531	SYNTHETIC ORGANIC COLOURING MATTER AND COLOUR LAKES, AND PREPARATIONS BASED THEREON	-	-	-	-	-	219
GRP 533	PIGMENTS, PAINTS, VARNISHES AND RELATED MATERIALS	-	-	1,790	-	-	78
GRP 541	MEDICINAL AND PHARMACEUTICAL PRODUCTS, OTHER THAN MEDICAMENTS OF GROUP 542	-	-	25,181	-	-	789
GRP 542	MEDICAMENTS (INCLUDING VETERINARY MEDICAMENTS)	-	-	108	-	-	161
GRP 551	ESSENTIAL OILS, PERFUME AND FLAVOUR MATERIALS	-	-	52	-	-	24
GRP 553	PERFUMERY, COSMETIC OR TOILET PREPARATIONS (EXCLUDING SOAPS)	-	-	2,505	-	-	6,980
GRP 554	SOAP, CLEANSING AND POLISHING PREPARATIONS	-	-	590	-	-	1,489
GRP 562	FERTILIZERS (OTHER THAN THOSE OF GROUP 272)	135,099	-	76,822	-	-	164
GRP 571	POLYMERS OF ETHYLENE, IN PRIMARY FORMS	-	-	42	-	-	-

JADUAL 20 (SAMB) : EKSPORT, EKSPORT SEMULA DAN IMPORT MENGIKUT KUMPULAN, BAHAGIAN, DAN SEKSYEN BARANGAN
BAGI 10 RAKAN DAGANGAN UTAMA (RM RIBU), 2022-2023
TABLE 20 (CONT'D) : EXPORTS, RE-EXPORTS, AND IMPORTS COMMODITY GROUPS, DIVISIONS, AND SECTIONS
FOR TOP 10 TRADING PARTNERS (RM THOUSAND), 2022-2023

GROUP/ DIV/ SECT	NEGARA / COUNTRY	2022			2023		
		EKSPORT	EKSPORT SEMULA	IMPORT	EKSPORT	EKSPORT SEMULA	IMPORT
		EXPORTS	RE-EXPORTS	IMPORTS	EXPORTS	RE-EXPORTS	IMPORTS
GRP 572	POLYMERS OF STYRENE, IN PRIMARY FORMS	-	-	-	-	-	536
GRP 574	POLYACETALS, OTHER POLYETHERS AND EPOXIDE RESINS, IN PRIMARY FORMS; POLYCARBONATES, ALKYD RESINS, POLYALLYL ESTERS AND OTHER POLYESTERS, IN PRIMARY FORMS	-	-	274	-	-	8
GRP 575	OTHER PLASTICS, IN PRIMARY FORMS	-	-	4,115	-	-	1,957
GRP 581	TUBES, PIPES AND HOSES, AND FITTINGS THEREFOR, OF PLASTICS	-	-	6,012	-	-	1,196
GRP 582	PLATES, SHEETS, FILM, FOIL AND STRIP, OF PLASTICS	-	-	755	-	-	18
GRP 591	INSECTICIDES, RODENTICIDES, FUNGICIDES, HERBICIDES, ANTI-SPROUTING PRODUCTS AND PLANT-GROWTH REGULATORS, DISINFECTANTS AND SIMILAR PRODUCTS, PUT UP IN FORMS OR PACKINGS FOR RETAIL SALE OR AS PREPARATIONS OR ARTICLES (E.G., SULPHUR-TREATED BANDS, WICKS AND CANDLES, AND FLY-PAPERS)	-	-	14	-	-	64
GRP 592	STARCHES, INULIN AND WHEAT GLUTEN; ALBUMINOIDAL SUBSTANCES; GLUES	-	-	4,826	-	-	4,440
GRP 593	EXPLOSIVES AND PYROTECHNIC PRODUCTS	-	-	124	-	-	-
GRP 597	PREPARED ADDITIVES FOR MINERAL OILS AND THE LIKE; PREPARED LIQUIDS FOR HYDRAULIC TRANSMISSION; ANTI-FREEZING PREPARATIONS AND PREPARED DE-ICING FLUIDS; LUBRICATING PREPARATIONS	-	-	2,551	-	247	746
GRP 598	MISCELLANEOUS CHEMICAL PRODUCTS, N.E.S.	1	1	15,668	-	-	10,230
GRP 612	MANUFACTURES OF LEATHER OR OF COMPOSITION LEATHER, N.E.S.; SADDLERY AND HARNESS	-	-	3	-	-	12
GRP 621	MATERIALS OF RUBBER (E.G., PASTES, PLATES, SHEETS, RODS, THREAD, TUBES, OF RUBBER)	33	33	2,464	-	27	5,564
GRP 625	RUBBER TYRES, INTERCHANGEABLE TYRE TREADS, TYRE FLAPS AND INNER TUBES FOR WHEELS OF ALL KINDS	-	-	777	-	-	861
GRP 629	ARTICLES OF RUBBER, N.E.S.	5	5	3,125	-	30	5,158
GRP 634	VENEERS, PLYWOOD, PARTICLE BOARD, AND OTHER WOOD, WORKED, N.E.S.	132	-	-	738	-	-
GRP 635	WOOD MANUFACTURES, N.E.S.	-	-	-	148	-	4
GRP 641	PAPER AND PAPERBOARD	-	-	16,002	-	-	3,297
GRP 642	PAPER AND PAPERBOARD, CUT TO SIZE OR SHAPE, AND ARTICLES OF PAPER OR PAPERBOARD	-	-	93	-	-	196
GRP 651	TEXTILE YARN	-	-	-	-	-	-
GRP 654	OTHER TEXTILE FABRICS, WOVEN	-	-	10	-	-	12
GRP 656	TULLES, LACE, EMBROIDERY, RIBBONS, TRIMMINGS AND OTHER SMALLWARES	-	-	-	-	-	-
GRP 657	SPECIAL YARNS, SPECIAL TEXTILE FABRICS AND RELATED PRODUCTS	16	16	525	-	26	824
GRP 658	MADE-UP ARTICLES, WHOLLY OR CHIEFLY OF TEXTILE MATERIALS, N.E.S.	-	-	292	-	6	391
GRP 659	FLOOR COVERINGS, ETC.	-	-	15	-	-	-
GRP 661	LIME, CEMENT, AND FABRICATED CONSTRUCTION MATERIALS (EXCEPT GLASS AND CLAY MATERIALS)	-	-	22	-	-	91
GRP 662	CLAY CONSTRUCTION MATERIALS AND REFRACTORY CONSTRUCTION MATERIALS	-	-	341	-	-	307
GRP 663	MINERAL MANUFACTURES, N.E.S.	-	-	56	-	-	32
GRP 664	GLASS	-	-	23	-	-	7
GRP 665	GLASSWARE	-	-	739	-	-	281
GRP 666	POTTERY	-	-	-	-	-	6
GRP 667	PEARLS AND PRECIOUS OR SEMIPRECIOUS STONES, UNWORKED OR WORKED	-	-	2	-	-	4
GRP 673	FLAT-ROLLED PRODUCTS OF IRON OR NON-ALLOY STEEL, NOT CLAD, PLATED OR COATED	-	-	79	-	-	53
GRP 674	FLAT-ROLLED PRODUCTS OF IRON OR NON-ALLOY STEEL, CLAD, PLATED OR COATED	-	-	12	-	-	-
GRP 675	FLAT-ROLLED PRODUCTS OF ALLOY STEEL	-	-	40	-	2	94
GRP 676	IRON AND STEEL BARS, RODS, ANGLES, SHAPES AND SECTIONS (INCLUDING SHEET PILING)	7	7	142	-	-	176
GRP 678	WIRE OF IRON OR STEEL	-	-	17	-	-	-
GRP 679	TUBES, PIPES AND HOLLOW PROFILES, AND TUBE OR PIPE FITTINGS, OF IRON OR STEEL	1,286	1,286	3,984	-	29	13,330

JADUAL 20 (SAMB) : EKSPORT, EKSPORT SEMULA DAN IMPORT MENGIKUT KUMPULAN, BAHAGIAN, DAN SEKSYEN BARANGAN
BAGI 10 RAKAN DAGANGAN UTAMA (RM RIBU), 2022-2023
TABLE 20 (CONT'D) : EXPORTS, RE-EXPORTS, AND IMPORTS COMMODITY GROUPS, DIVISIONS, AND SECTIONS
FOR TOP 10 TRADING PARTNERS (RM THOUSAND), 2022-2023

GROUP/ DIV/ SECT	NEGARA / COUNTRY	2022			2023		
		EKSPORT	EKSPORT SEMULA	IMPORT	EKSPORT	EKSPORT SEMULA	IMPORT
		EXPORTS	RE-EXPORTS	IMPORTS	EXPORTS	RE-EXPORTS	IMPORTS
GRP 682	COPPER	-	-	96	-	-	23
GRP 683	NICKEL	-	-	22	-	-	4
GRP 684	ALUMINIUM	-	-	233	-	-	484
GRP 686	ZINC	-	-	217	-	-	-
GRP 691	STRUCTURES AND PARTS OF STRUCTURES, N.E.S., OF IRON, STEEL OR ALUMINIUM	86	86	205	-	12	746
GRP 692	METAL CONTAINERS FOR STORAGE OR TRANSPORT	5	5	6	-	-	197
GRP 693	WIRE PRODUCTS (EXCLUDING INSULATED ELECTRICAL WIRING) AND FENCING GRILLS	73	73	504	-	-	632
GRP 694	NAILS, SCREWS, NUTS, BOLTS, RIVETS AND THE LIKE, OF IRON, STEEL, COPPER OR ALUMINIUM	-	-	1,131	-	2	1,673
GRP 695	TOOLS FOR USE IN THE HAND OR IN MACHINES	1,585	1,585	4,098	-	801	3,876
GRP 696	CUTLERY	-	-	2	-	-	2
GRP 697	HOUSEHOLD EQUIPMENT OF BASE METAL, N.E.S.	7	7	238	-	-	7
GRP 699	MANUFACTURES OF BASE METAL, N.E.S.	50	50	4,053	-	20	10,412
GRP 711	STEAM OR OTHER VAPOUR-GENERATING BOILERS, SUPERHEATED WATER BOILERS, AND AUXILIARY PLANT FOR USE THEREWITH; PARTS THEREOF	-	-	108	-	-	3,641
GRP 712	STEAM TURBINES AND OTHER VAPOUR TURBINES AND PARTS THEREOF, N.E.S.	-	-	733	-	-	2,672
GRP 713	INTERNAL COMBUSTION PISTON ENGINES AND PARTS THEREOF, N.E.S.	168	168	2,585	-	23	68,583
GRP 714	ENGINES AND MOTORS, NON-ELECTRIC (OTHER THAN THOSE OF GROUPS 712, 713 AND 718); PARTS, N.E.S., OF THESE ENGINES AND MOTORS	151	151	18,906	-	111	17,940
GRP 716	ROTATING ELECTRIC PLANT AND PARTS THEREOF, N.E.S.	-	-	8,737	-	-	16,398
GRP 718	POWER-GENERATING MACHINERY AND PARTS THEREOF, N.E.S.	2	2	2,782	-	69	5,664
GRP 721	AGRICULTURAL MACHINERY (EXCLUDING TRACTORS) AND PARTS THEREOF	57	57	494	-	-	267
GRP 722	TRACTORS (OTHER THAN THOSE OF HEADINGS 744.14 AND 744.15)	-	-	7,767	-	-	8,920
GRP 723	CIVIL ENGINEERING AND CONTRACTORS' PLANT AND EQUIPMENT; PARTS THEREOF	1,871	1,871	25,845	-	254	41,897
GRP 724	TEXTILE AND LEATHER MACHINERY AND PARTS THEREOF, N.E.S.	-	-	62	-	-	158
GRP 725	PAPER MILL AND PULP MILL MACHINERY, PAPER-CUTTING MACHINES AND OTHER MACHINERY FOR THE MANUFACTURE OF PAPER ARTICLES; PARTS THEREOF	-	-	12	-	-	63
GRP 726	PRINTING AND BOOKBINDING MACHINERY AND PARTS THEREOF	-	-	-	-	-	13
GRP 727	FOOD-PROCESSING MACHINES (EXCLUDING DOMESTIC); PARTS THEREOF	-	-	3,030	-	-	1,127
GRP 728	OTHER MACHINERY AND EQUIPMENT SPECIALIZED FOR PARTICULAR INDUSTRIES; PARTS THEREOF, N.E.S.	1,664	1,664	14,733	-	453	28,466
GRP 731	MACHINE TOOLS WORKING BY REMOVING METAL OR OTHER MATERIAL	226	226	591	-	-	1,260
GRP 733	MACHINE TOOLS FOR WORKING METAL, SINTERED METAL CARBIDES OR CERMETS, WITHOUT REMOVING MATERIAL	-	-	13	-	-	878
GRP 735	PARTS, N.E.S., AND ACCESSORIES SUITABLE FOR USE SOLELY OR PRINCIPALLY WITH THE MACHINES FALLING WITHIN GROUPS 731 AND 733 (INCLUDING WORK OR TOOL HOLDERS, SELF-OPENING DIE-HEADS, DIVIDING HEADS AND OTHER SPECIAL ATTACHMENTS FOR MACHINE TOOLS); TOOL HOLDER	23	23	162	-	-	81
GRP 737	METALWORKING MACHINERY (OTHER THAN MACHINE TOOLS) AND PARTS THEREOF, N.E.S.	-	-	182	-	-	272
GRP 741	HEATING AND COOLING EQUIPMENT AND PARTS THEREOF, N.E.S.	-	-	21,994	-	-	7,728
GRP 742	PUMPS FOR LIQUIDS, WHETHER OR NOT FITTED WITH A MEASURING DEVICE; LIQUID ELEVATORS; PARTS FOR SUCH PUMPS AND LIQUID ELEVATORS	322	322	9,607	-	178	12,007

JADUAL 20 (SAMB) : EKSPORT, EKSPORT SEMULA DAN IMPORT MENGIKUT KUMPULAN, BAHAGIAN, DAN SEKSYEN BARANGAN
BAGI 10 RAKAN DAGANGAN UTAMA (RM RIBU), 2022-2023
TABLE 20 (CONT'D) : EXPORTS, RE-EXPORTS, AND IMPORTS COMMODITY GROUPS, DIVISIONS, AND SECTIONS
FOR TOP 10 TRADING PARTNERS (RM THOUSAND), 2022-2023

GROUP/ DIV/ SECT	NEGARA / COUNTRY	2022			2023		
		EKSPORT	EKSPORT SEMULA	IMPORT	EKSPORT	EKSPORT SEMULA	IMPORT
		EXPORTS	RE-EXPORTS	IMPORTS	EXPORTS	RE-EXPORTS	IMPORTS
GRP 743	PUMPS (OTHER THAN PUMPS FOR LIQUIDS), AIR OR OTHER GAS COMPRESSORS AND FANS; VENTILATING OR RECYCLING HOODS INCORPORATING A FAN, WHETHER OR NOT FITTED WITH FILTERS; CENTRIFUGES; FILTERING OR PURIFYING APPARATUS; PARTS THEREOF	302	302	14,435	-	-	21,697
GRP 744	MECHANICAL HANDLING EQUIPMENT AND PARTS THEREOF, N.E.S.	1,455	1,455	16,570	-	38	25,800
GRP 745	NON-ELECTRICAL MACHINERY, TOOLS AND MECHANICAL APPARATUS AND PARTS THEREOF, N.E.S.	14	14	2,213	-	12	6,592
GRP 746	BALL- OR ROLLER BEARINGS	13	13	841	-	-	2,763
GRP 747	TAPS, COCKS, VALVES AND SIMILAR APPLIANCES FOR PIPES, BOILER SHELLS, TANKS, VATS OR THE LIKE, INCLUDING PRESSURE-REDUCING VALVES AND THERMOSTATICALLY CONTROLLED VALVES	552	552	17,881	-	2,666	30,288
GRP 748	TRANSMISSION SHAFTS (INCLUDING CAMSHAFTS AND CRANKSHAFTS) AND CRANKS; BEARING HOUSINGS AND PLAIN SHAFT BEARINGS; GEARS AND GEARING; BALL OR ROLLER SCREWS; GEARBOXES AND OTHER SPEED CHANGERS (INCLUDING TORQUE CONVERTERS); FLYWHEELS AND PULLEYS (INCLUDING PULLEY BLOCKS); CLUTCHES AND SHAFT COUPLINGS (INCLUDING UNIVERSAL JOINTS); ARTICULATED LINK CHAIN; PARTS THEREOF	261	261	9,415	-	288	12,008
GRP 749	NON-ELECTRIC PARTS AND ACCESSORIES OF MACHINERY, N.E.S.	4,144	4,144	11,472	-	723	18,662
GRP 751	OFFICE MACHINES	-	-	108	-	5	38
GRP 752	AUTOMATIC DATA-PROCESSING MACHINES AND UNITS THEREOF; MAGNETIC OR OPTICAL READERS, MACHINES FOR TRANSCRIBING DATA ONTO DATA MEDIA IN CODED FORM AND MACHINES FOR PROCESSING SUCH DATA, N.E.S.	-	-	1,914	-	14	5,607
GRP 759	PARTS AND ACCESSORIES (OTHER THAN COVERS, CARRYING CASES AND THE LIKE) SUITABLE FOR USE SOLELY OR PRINCIPALLY WITH MACHINES FALLING WITHING GROUPS 751 AND 752	-	-	249	-	-	349
GRP 761	MONITORS AND PROJECTORS, NOT INCORPORATING TELEVISION RECEPTION APPARATUS; RECEPTION APPARATUS FOR TELEVISION, WHETHER OR NOT INCORPORATING RADIO-BROADCAST RECEIVERS OR SOUND OR VIDEO RECORDING OR REPRODUCING APPARATUS	-	-	294	-	13	139
GRP 762	RECEPTION APPARATUS FOR RADIO-BROADCASTING, WHETHER OR NOT COMBINED, IN THE SAME HOUSING, WITH SOUND RECORDING OR REPRODUCING APPARATUS OR A CLOCK	-	-	31	-	-	-
GRP 763	SOUND RECORDING OR REPRODUCING APPARATUS; VIDEO RECORDING OR REPRODUCING APPARATUS; WHETHER OR NOT INCORPORATING A VIDEO TUNER	-	-	3	-	-	-
GRP 764	TELECOMMUNICATIONS EQUIPMENT, N.E.S., AND PARTS, N.E.S., AND ACCESSORIES OF APPARATUS FALLING WITHIN DIVISION 76	2	2	19,033	-	74	4,744
GRP 771	ELECTRIC POWER MACHINERY (OTHER THAN ROTATING ELECTRIC PLANT OF GROUP 716) AND PARTS THEREOF	84	84	7,506	-	14	3,359

JADUAL 20 (SAMB) : EKSPORT, EKSPORT SEMULA DAN IMPORT MENGIKUT KUMPULAN, BAHAGIAN, DAN SEKSYEN BARANGAN
BAGI 10 RAKAN DAGANGAN UTAMA (RM RIBU), 2022-2023
TABLE 20 (CONT'D) : EXPORTS, RE-EXPORTS, AND IMPORTS COMMODITY GROUPS, DIVISIONS, AND SECTIONS
FOR TOP 10 TRADING PARTNERS (RM THOUSAND), 2022-2023

GROUP/ DIV/ SECT	NEGARA / COUNTRY	2022			2023		
		EKSPORT	EKSPORT SEMULA	IMPORT	EKSPORT	EKSPORT SEMULA	IMPORT
		EXPORTS	RE-EXPORTS	IMPORTS	EXPORTS	RE-EXPORTS	IMPORTS
GRP 772	ELECTRICAL APPARATUS FOR SWITCHING OR PROTECTING ELECTRICAL CIRCUITS OR FOR MAKING CONNECTIONS TO OR IN ELECTRICAL CIRCUITS (E.G., SWITCHES, RELAYS, FUSES, LIGHTNING ARRESTERS, VOLTAGE LIMITERS, SURGE SUPPRESSORS, PLUGS AND SOCKETS, LAMP-HOLDERS AND JUNCTION BOXES); ELECTRICAL RESISTORS (INCLUDING RHEOSTATS AND POTENTIOMETERS), OTHER THAN HEATING RESISTORS; PRINTED CIRCUITS; BOARDS, PANELS (INCLUDING NUMERICAL CONTROL PANELS), CONSOLES, DESKS, CABINETS AND OTHER BASES, EQUIPPED WITH TWO OR MORE APPARATUS FOR SWITCHING, PROTECTING OR FOR MAKING CONNECTIONS TO OR IN ELECTRICAL CIRCUITS, FOR ELECTRIC CONTROL OR THE DISTRIBUTION OF ELECTRICITY (EXCLUDING SWITCHING APPARATUS OF SUBGROUP 764.1)	615	615	13,058	-	284	11,271
GRP 773	EQUIPMENT FOR DISTRIBUTING ELECTRICITY, N.E.S.	59	59	2,038	-	59	2,481
GRP 774	ELECTRODIAGNOSTIC APPARATUS FOR MEDICAL, SURGICAL, DENTAL OR VETERINARY PURPOSES, AND RADIOLOGICAL APPARATUS	89	89	4,393	-	162	4,328
GRP 775	HOUSEHOLD-TYPE ELECTRICAL AND NON-ELECTRICAL EQUIPMENT, N.E.S.	-	-	937	-	-	268
GRP 776	THERMIONIC, COLD CATHODE OR PHOTO-CATHODE VALVES AND TUBES (E.G., VACUUM OR VAPOUR OR GAS-FILLED VALVES AND TUBES, MERCURY ARC RECTIFYING VALVES AND TUBES, CATHODE-RAY TUBES, TELEVISION CAMERA TUBES); DIODES, TRANSISTORS AND SIMILAR SEMICONDUCTOR DEVICES;	-	-	1,593	-	-	375
GRP 778	ELECTRICAL MACHINERY AND APPARATUS, N.E.S.	36	36	7,908	-	54	5,565
GRP 781	MOTOR CARS AND OTHER MOTOR VEHICLES PRINCIPALLY DESIGNED FOR THE TRANSPORT OF PERSONS (OTHER THAN MOTOR VEHICLES FOR THE TRANSPORT OF TEN OR MORE PERSONS, INCLUDING THE DRIVER), INCLUDING STATION-WAGONS AND RACING CARS	-	-	36,604	-	-	68,201
GRP 782	MOTOR VEHICLES FOR THE TRANSPORT OF GOODS AND SPECIAL-PURPOSE MOTOR VEHICLES	-	-	6,349	-	-	7,997
GRP 783	ROAD MOTOR VEHICLES, N.E.S.	-	-	4,558	-	-	-
GRP 784	PARTS AND ACCESSORIES OF THE MOTOR VEHICLES OF GROUPS 722, 781, 782 AND 783	-	-	1,574	-	-	1,130
GRP 785	MOTOR CYCLES (INCLUDING MOPEDS) AND CYCLES, MOTORIZED AND NON-MOTORIZED; INVALID CARRIAGES	-	-	1,148	-	10	1,021
GRP 786	TRAILERS AND SEMI-TRAILERS; OTHER VEHICLES, NOT MECHANICALLY-PROPELLED; SPECIALLY DESIGNED AND EQUIPPED TRANSPORT CONTAINERS	-	-	1,029	-	-	32
GRP 791	RAILWAY VEHICLES (INCLUDING HOVERTRAINS) AND ASSOCIATED EQUIPMENT	-	-	2	-	-	25
GRP 792	AIRCRAFT AND ASSOCIATED EQUIPMENT; SPACECRAFT (INCLUDING SATELLITES) AND SPACECRAFT LAUNCH VEHICLES; PARTS THEREOF	533	533	3,860	-	79	2,883
GRP 793	SHIPS, BOATS (INCLUDING HOVERCRAFT) AND FLOATING STRUCTURES	66	66	642	-	26	1,366
GRP 811	PREFABRICATED BUILDINGS	226	226	446	-	-	104
GRP 812	SANITARY, PLUMBING AND HEATING FIXTURES AND FITTINGS, N.E.S.	-	-	1,272	-	-	909
GRP 813	LIGHTING FIXTURES AND FITTINGS, N.E.S.	2	2	1,004	-	6	1,363
GRP 821	FURNITURE AND PARTS THEREOF; BEDDING, MATTRESSES, MATTRESS SUPPORTS, CUSHIONS AND SIMILAR STUFFED FURNISHINGS	2	2	256	-	-	1,858

JADUAL 20 (SAMB) : EKSPORT, EKSPORT SEMULA DAN IMPORT MENGIKUT KUMPULAN, BAHAGIAN, DAN SEKSYEN BARANGAN
BAGI 10 RAKAN DAGANGAN UTAMA (RM RIBU), 2022-2023
TABLE 20 (CONT'D) : EXPORTS, RE-EXPORTS, AND IMPORTS COMMODITY GROUPS, DIVISIONS, AND SECTIONS
FOR TOP 10 TRADING PARTNERS (RM THOUSAND), 2022-2023

GROUP/ DIV/ SECT	NEGARA / COUNTRY	2022			2023		
		EKSPORT	EKSPORT SEMULA	IMPORT	EKSPORT	EKSPORT SEMULA	IMPORT
		EXPORTS	RE-EXPORTS	IMPORTS	EXPORTS	RE-EXPORTS	IMPORTS
GRP 831	TRUNKS, SUITCASES, VANITY CASES, EXECUTIVE CASES, BRIEFCASES, SCHOOL SATCHES, SPECTACLE CASES, BINOCULAR CASES, CAMERA CASES, MUSICAL INSTRUMENT CASES, GUN CASES, HOLSTERS AND SIMILAR CONTAINERS; TRAVELLING BAGS, INSULATED FOOD OR BEVERAGES BAGS, TOILET BAGS, RUCKSACKS, HANDBAGS, SHOPPING BAGS, WALLETS, PURSES, MAP CASES, CIGARETTE CASES, TOBACCO POUCHES, TOOL BAGS, SPORTS BAGS, BOTTLE CASES, JEWELLERY BOXES, POWDER BOXES, CUTLERY CASES AND SIMILAR CONTAINERS, OF LEATHER OR OF COMPOSITION LEATHER, OF SHEETING OF PLASTICS, OF TEXTILE MATERIALS, OF VULCANIZED FIBRE OR OF PAPERBOARD, OR WHOLLY OR MAINLY COVERED WITH SUCH MATERIALS OR WITH PAPER; TRAVEL SETS FOR PERSONAL TOILET, SEWING OR SHOE OR CLOTHES CLEANING.	8	8	815	-	18	874
GRP 841	MEN'S OR BOYS' COATS, CAPES, JACKETS, SUITS, BLAZERS, TROUSERS, SHORTS, SHIRTS, UNDERWEAR, NIGHTWEAR AND SIMILAR ARTICLES OF TEXTILE FABRICS, NOT KNITTED OR CROCHETED (OTHER THAN THOSE OF SUBGROUP 845.2)	10	10	165	-	-	499
GRP 842	WOMEN'S OR GIRLS' COATS, CAPES, JACKETS, SUITS, TROUSERS, SHORTS, SHIRTS, DRESSES AND SKIRTS, UNDERWEAR, NIGHTWEAR AND SIMILAR ARTICLES OF TEXTILE FABRICS, NOT KNITTED OR CROCHETED (OTHER THAN THOSE OF SUBGROUP 845.2)	471	471	59	-	249	152
GRP 843	MEN'S OR BOYS' COATS, CAPES, JACKETS, SUITS, BLAZERS, TROUSERS, SHORTS, SHIRTS, UNDERWEAR, NIGHTWEAR AND SIMILAR ARTICLES OF TEXTILE FABRICS, KNITTED OR CROCHETED (OTHER THAN THOSE OF SUBGROUP 845.2)	5	5	232	-	-	122
GRP 844	WOMEN'S OR GIRLS' COATS, CAPES, JACKETS, SUITS, TROUSERS, SHORTS, SHIRTS, DRESSES AND SKIRTS, UNDERWEAR, NIGHTWEAR AND SIMILAR ARTICLES OF TEXTILE FABRICS, KNITTED OR CROCHETED (OTHER THAN THOSE OF SUBGROUP 845.2)	-	-	101	-	-	70
GRP 845	ARTICLES OF APPAREL, OF TEXTILE FABRICS, WHETHER OR NOT KNITTED OR CROCHETED, N.E.S.	108	108	358	-	12	263
GRP 846	CLOTHING ACCESSORIES, OF TEXTILE FABRICS, WHETHER OR NOT KNITTED OR CROCHETED (OTHER THAN THOSE FOR BABIES)	-	-	22	-	-	19
GRP 848	ARTICLES OF APPAREL AND CLOTHING ACCESSORIES OF OTHER THAN TEXTILE FABRICS; HEADGEAR OF ALL MATERIALS	-	-	249	-	-	199
GRP 851	FOOTWEAR	22	22	1,113	-	18	1,196
GRP 871	OPTICAL INSTRUMENTS AND APPARATUS, N.E.S.	-	-	40	-	-	125
GRP 872	INSTRUMENTS AND APPLIANCES, N.E.S., FOR MEDICAL, SURGICAL, DENTAL OR VETERINARY PURPOSES	190	190	1,935	-	82	1,056
GRP 873	METERS AND COUNTERS, N.E.S.	8	8	376	-	-	317
GRP 874	MEASURING, CHECKING, ANALYSING AND CONTROLLING INSTRUMENTS AND APPARATUS, N.E.S.	3,008	3,008	57,170	-	1,432	52,404
GRP 881	PHOTOGRAPHIC APPARATUS AND EQUIPMENT, N.E.S.	-	-	35	-	-	87
GRP 882	PHOTOGRAPHIC AND CINEMATOGRAPHIC SUPPLIES	-	-	-	-	-	10
GRP 884	OPTICAL GOODS, N.E.S.	-	-	353	-	2	178
GRP 885	WATCHES AND CLOCKS	57	57	23	-	22	34
GRP 891	ARMS AND AMMUNITION	-	-	159	-	-	915
GRP 892	PRINTED MATTER	-	-	2,459	-	78	659
GRP 893	ARTICLES, N.E.S., OF PLASTICS	11	11	1,445	-	4	1,867
GRP 894	BABY CARRIAGES, TOYS, GAMES AND SPORTING GOODS	2	2	111	-	3	79
GRP 895	OFFICE AND STATIONERY SUPPLIES, N.E.S.	-	-	9	-	-	33
GRP 896	WORKS OF ART, COLLECTORS' PIECES AND ANTIQUES	-	-	1,026	-	-	14

JADUAL 20 (SAMB) : EKSPORT, EKSPORT SEMULA DAN IMPORT MENGIKUT KUMPULAN, BAHAGIAN, DAN SEKSYEN BARANGAN
BAGI 10 RAKAN DAGANGAN UTAMA (RM RIBU), 2022-2023
TABLE 20 (CONT'D) : EXPORTS, RE-EXPORTS, AND IMPORTS COMMODITY GROUPS, DIVISIONS, AND SECTIONS
FOR TOP 10 TRADING PARTNERS (RM THOUSAND), 2022-2023

GROUP/ DIV/ SECT	NEGARA / COUNTRY	2022			2023		
		EKSPORT	EKSPORT SEMULA	IMPORT	EKSPORT	EKSPORT SEMULA	IMPORT
		EXPORTS	RE-EXPORTS	IMPORTS	EXPORTS	RE-EXPORTS	IMPORTS
GRP 897	JEWELLERY, GOLDSMITHS' AND SILVERSMITHS' WARES, AND OTHER ARTICLES OF PRECIOUS OR SEMIPRECIOUS MATERIALS, N.E.S.	-	-	83	-	-	63
GRP 898	MUSICAL INSTRUMENTS AND PARTS AND ACCESSORIES THEREOF; RECORDS, TAPES AND OTHER SOUND OR SIMILAR RECORDINGS (EXCLUDING GOODS OF GROUPS 763 AND 883)	-	-	169	-	-	636
GRP 899	MISCELLANEOUS MANUFACTURED ARTICLES, N.E.S.	4	-	48	2	-	157
GRP 931	SPECIAL TRANSACTIONS AND COMMODITIES NOT CLASSIFIED ACCORDING TO KIND	264	253	8,145	41	359	20,931
GRP 961	COIN (OTHER THAN GOLD COIN), NOT BEING LEGAL TENDER	-	-	-	-	-	-
DIV 00	LIVE ANIMALS OTHER THAN ANIMALS OF DIVISION 03	-	-	1,064	-	-	1,558
DIV 01	MEAT AND MEAT PREPARATIONS	-	-	33,241	-	-	55,796
DIV 02	DAIRY PRODUCTS AND BIRDS' EGGS	-	-	23,070	-	-	17,201
DIV 03	FISH (NOT MARINE MAMMALS), CRUSTACEANS, MOLLUSCS AND AQUATIC INVERTEBRATES, AND PREPARATIONS THEREOF	7	-	20	10	-	166
DIV 04	CEREALS AND CEREAL PREPARATIONS	-	-	1,881	-	-	3,047
DIV 05	VEGETABLES AND FRUIT	-	-	72,442	-	-	36,237
DIV 06	SUGARS, SUGAR PREPARATIONS AND HONEY	-	-	96	-	-	478
DIV 07	COFFEE, TEA, COCOA, SPICES, AND MANUFACTURES THEREOF	-	-	7,190	-	-	9,875
DIV 08	FEEDING STUFF FOR ANIMALS (NOT INCLUDING UNMILLED CEREALS)	-	-	2,832	-	-	2,321
DIV 09	MISCELLANEOUS EDIBLE PRODUCTS AND PREPARATIONS	85	85	12,905	-	12	10,813
DIV 11	BEVERAGES	-	-	18,865	-	-	19,913
DIV 12	TOBACCO AND TOBACCO MANUFACTURES	-	-	886	-	-	1,035
DIV 23	CRUDE RUBBER (INCLUDING SYNTHETIC AND RECLAIMED)	-	-	106	-	-	-
DIV 24	CORK AND WOOD	21,902	-	6,280	10,253	-	1,362
DIV 25	PULP AND WASTE PAPER	-	-	557	-	-	-
DIV 26	TEXTILE FIBRES (OTHER THAN WOOL TOPS AND OTHER COMBED WOOL) AND THEIR WASTES (NOT MANUFACTURED INTO YARN OR FABRIC)	-	-	-	-	-	369
DIV 27	CRUDE FERTILIZERS, OTHER THAN THOSE OF DIVISION 56, AND CRUDE MINERALS (EXCLUDING COAL, PETROLEUM AND PRECIOUS STONES)	-	-	24,691	-	-	1,347
DIV 28	METALLIFEROUS ORES AND METAL SCRAP	-	-	471,109	-	-	-
DIV 29	CRUDE ANIMAL AND VEGETABLE MATERIALS, N.E.S.	16	-	251	2	-	152
DIV 32	COAL, COKE AND BRIQUETTES	-	-	726	-	-	972
DIV 33	PETROLEUM, PETROLEUM PRODUCTS AND RELATED MATERIALS	-	-	1,172	-	-	1,374
DIV 34	GAS, NATURAL AND MANUFACTURED	-	-	-	-	-	6
DIV 41	ANIMAL OILS AND FATS	-	-	20	-	-	105
DIV 42	FIXED VEGETABLE FATS AND OILS, CRUDE, REFINED OR FRACTIONATED	2,911,467	-	3,036	1,854,678	-	1,384
DIV 43	ANIMAL OR VEGETABLE FATS AND OILS, PROCESSED; WAXES OF ANIMAL OR VEGETABLE ORIGIN; INEDIBLE MIXTURES OR PREPARATIONS OF ANIMAL OR VEGETABLE FATS OR OILS, N.E.S.	467,885	-	11	674,140	-	-
DIV 51	ORGANIC CHEMICALS	736,458	-	686	109,914	-	333
DIV 52	INORGANIC CHEMICALS	-	-	759	-	-	379
DIV 53	DYEING, TANNING AND COLOURING MATERIALS	-	-	1,790	-	-	297
DIV 54	MEDICINAL AND PHARMACEUTICAL PRODUCTS	-	-	25,289	-	-	951
DIV 55	ESSENTIAL OILS AND RESINOIDS AND PERFUME MATERIALS; TOILET, POLISHING AND CLEANSING PREPARATIONS	-	-	3,147	-	-	8,493
DIV 56	FERTILIZERS (OTHER THAN THOSE OF GROUP 272)	135,099	-	76,822	-	-	164
DIV 57	PLASTICS IN PRIMARY FORMS	-	-	4,431	-	-	2,501
DIV 58	PLASTICS IN NON-PRIMARY FORMS	-	-	6,767	-	-	1,213
DIV 59	CHEMICAL MATERIALS AND PRODUCTS, N.E.S.	1	1	23,185	-	247	15,480
DIV 61	LEATHER, LEATHER MANUFACTURES, N.E.S., AND DRESSED FURSKINS	-	-	3	-	-	12

JADUAL 20 (SAMB) : EKSPORT, EKSPORT SEMULA DAN IMPORT MENGIKUT KUMPULAN, BAHAGIAN, DAN SEKSYEN BARANGAN
BAGI 10 RAKAN DAGANGAN UTAMA (RM RIBU), 2022-2023
TABLE 20 (CONT'D) : EXPORTS, RE-EXPORTS, AND IMPORTS COMMODITY GROUPS, DIVISIONS, AND SECTIONS
FOR TOP 10 TRADING PARTNERS (RM THOUSAND), 2022-2023

GROUP/ DIV/ SECT	NEGARA / COUNTRY	2022			2023		
		EKSPORT	EKSPORT SEMULA	IMPORT	EKSPORT	EKSPORT SEMULA	IMPORT
		EXPORTS	RE-EXPORTS	IMPORTS	EXPORTS	RE-EXPORTS	IMPORTS
DIV 62	RUBBER MANUFACTURES, N.E.S.	38	38	6,367	-	58	11,584
DIV 63	CORK AND WOOD MANUFACTURES (EXCLUDING FURNITURE)	132	-	-	886	-	4
DIV 64	PAPER, PAPERBOARD AND ARTICLES OF PAPER PULP, OF PAPER OR OF PAPERBOARD	-	-	16,095	-	-	3,492
DIV 65	TEXTILE YARN, FABRICS, MADE-UP ARTICLES, N.E.S., AND RELATED PRODUCTS	16	16	842	-	32	1,227
DIV 66	NON-METALLIC MINERAL MANUFACTURES, N.E.S.	-	-	1,182	-	-	728
DIV 67	IRON AND STEEL	1,292	1,292	4,275	-	31	13,653
DIV 68	NON-FERROUS METALS	-	-	568	-	-	512
DIV 69	MANUFACTURES OF METALS, N.E.S.	1,806	1,806	10,237	-	835	17,544
DIV 71	POWER-GENERATING MACHINERY AND EQUIPMENT	321	321	33,851	-	203	114,898
DIV 72	MACHINERY SPECIALIZED FOR PARTICULAR INDUSTRIES	3,592	3,592	51,944	-	708	80,912
DIV 73	METALWORKING MACHINERY	249	249	948	-	-	2,490
DIV 74	GENERAL INDUSTRIAL MACHINERY AND EQUIPMENT, N.E.S., AND MACHINE PARTS, N.E.S.	7,063	7,063	104,428	-	3,906	137,544
DIV 75	OFFICE MACHINES AND AUTOMATIC DATA- PROCESSING MACHINES	-	-	2,271	-	20	5,994
DIV 76	TELECOMMUNICATIONS AND SOUND- RECORDING AND REPRODUCING APPARATUS AND EQUIPMENT	2	2	19,361	-	88	4,883
DIV 77	ELECTRICAL MACHINERY, APPARATUS AND APPLIANCES, N.E.S., AND ELECTRICAL PARTS THEREOF (INCLUDING NON-ELECTRICAL COUNTERPARTS, N.E.S., OF ELECTRICAL HOUSEHOLD-TYPE EQUIPMENT)	884	884	37,434	-	573	27,648
DIV 78	ROAD VEHICLES (INCLUDING AIR-CUSHION VEHICLES)	-	-	51,262	-	10	78,382
DIV 79	OTHER TRANSPORT EQUIPMENT	598	598	4,504	-	105	4,274
DIV 81	PREFABRICATED BUILDINGS; SANITARY, PLUMBING, HEATING AND LIGHTING FIXTURES AND FITTINGS, N.E.S.	228	228	2,723	-	6	2,375
DIV 82	FURNITURE AND PARTS THEREOF; BEDDING, MATTRESSES, MATTRESS SUPPORTS, CUSHIONS AND SIMILAR STUFFED FURNISHINGS	2	2	256	-	-	1,858
DIV 83	TRAVEL GOODS, HANDBAGS AND SIMILAR CONTAINERS	8	8	815	-	18	874
DIV 84	ARTICLES OF APPAREL AND CLOTHING ACCESSORIES	594	594	1,184	-	260	1,324
DIV 85	FOOTWEAR	22	22	1,113	-	18	1,196
DIV 87	PROFESSIONAL, SCIENTIFIC AND CONTROLLING INSTRUMENTS AND APPARATUS, N.E.S.	3,205	3,205	59,522	-	1,514	53,903
DIV 88	PHOTOGRAPHIC APPARATUS, EQUIPMENT AND SUPPLIES AND OPTICAL GOODS, N.E.S.; WATCHES AND CLOCKS	57	57	411	-	24	310
DIV 89	MISCELLANEOUS MANUFACTURED ARTICLES, N.E.S.	18	14	5,509	2	84	4,424
DIV 93	SPECIAL TRANSACTIONS AND COMMODITIES NOT CLASSIFIED ACCORDING TO KIND	264	253	8,145	41	359	20,931
DIV 96	COIN (OTHER THAN GOLD COIN), NOT BEING LEGAL TENDER	-	-	-	-	-	-
SECT 0	FOOD AND LIVE ANIMALS	91	85	154,740	10	12	137,492
SECT 1	BEVERAGES AND TOBACCO	-	-	19,751	-	-	20,948
SECT 2	CRUDE MATERIALS, INEDIBLE, EXCEPT FUELS	21,918	-	502,995	10,255	-	3,230
SECT 3	MINERAL FUELS, LUBRICANTS AND RELATED MATERIALS	-	-	1,898	-	-	2,352
SECT 4	ANIMAL AND VEGETABLE OILS, FATS AND WAXES	3,379,352	-	3,066	2,528,818	-	1,489
SECT 5	CHEMICALS AND RELATED PRODUCTS, N.E.S.	871,559	1	142,877	109,914	247	29,810
SECT 6	MANUFACTURED GOODS CLASSIFIED CHIEFLY BY MATERIAL	3,284	3,152	39,570	886	955	48,757
SECT 7	MACHINERY AND TRANSPORT EQUIPMENT	12,709	12,709	306,002	-	5,612	457,024
SECT 8	MISCELLANEOUS MANUFACTURED ARTICLES	4,135	4,131	71,533	2	1,925	66,263
SECT 9	COMMODITIES AND TRANSACTIONS NOT CLASSIFIED ELSEWHERE IN THE SITC	264	253	8,145	41	359	20,931

JADUAL 20 (SAMB) : EKSPORT, EKSPORT SEMULA DAN IMPORT MENGIKUT KUMPULAN, BAHAGIAN, DAN SEKSYEN BARANGAN
BAGI 10 RAKAN DAGANGAN UTAMA (RM RIBU), 2022-2023
TABLE 20 (CONT'D) : EXPORTS, RE-EXPORTS, AND IMPORTS COMMODITY GROUPS, DIVISIONS, AND SECTIONS
FOR TOP 10 TRADING PARTNERS (RM THOUSAND), 2022-2023

GROUP/ DIV/ SECT	NEGARA / COUNTRY	2022			2023		
		EKSPORT	EKSPORT SEMULA	IMPORT	EKSPORT	EKSPORT SEMULA	IMPORT
		EXPORTS	RE-EXPORTS	IMPORTS	EXPORTS	RE-EXPORTS	IMPORTS
	AUSTRALIA						
	JUMLAH/TOTAL	4,361,673	19,527	414,208	2,773,178	17,571	344,307
GRP 001	LIVE ANIMALS OTHER THAN ANIMALS OF DIVISION 03	-	-	27,732	-	-	8,085
GRP 011	MEAT OF BOVINE ANIMALS, FRESH, CHILLED OR FROZEN	-	-	23,429	-	-	16,932
GRP 012	OTHER MEAT AND EDIBLE MEAT OFFAL, FRESH, CHILLED OR FROZEN (EXCEPT MEAT AND MEAT OFFAL UNFIT OR UNSUITABLE FOR HUMAN CONSUMPTION)	-	-	43,966	-	508	21,065
GRP 016	MEAT AND EDIBLE MEAT OFFAL, SALTED, IN BRINE, DRIED OR SMOKED; EDIBLE FLOURS AND MEALS OF MEAT OR MEAT OFFAL	-	-	-	-	-	-
GRP 017	MEAT AND EDIBLE MEAT OFFAL, PREPARED OR PRESERVED, N.E.S.	-	-	-	-	-	-
GRP 022	MILK AND CREAM AND MILK PRODUCTS OTHER THAN BUTTER OR CHEESE	-	-	16,084	-	-	10,076
GRP 023	BUTTER AND OTHER FATS AND OILS DERIVED FROM MILK	-	-	274	-	-	679
GRP 024	CHEESE AND CURD	-	-	13,800	-	-	17,868
GRP 034	FISH, FRESH (LIVE OR DEAD), CHILLED OR FROZEN	401	-	351	75	-	145
GRP 036	CRUSTACEANS, MOLLUSCS AND AQUATIC INVERTEBRATES, WHETHER IN SHELL OR NOT, FRESH (LIVE OR DEAD), CHILLED, FROZEN, DRIED, SALTED OR IN BRINE; CRUSTACEANS, IN SHELL, COOKED BY STEAMING OR BOILING IN WATER, WHETHER OR NOT CHILLED, FROZEN, DRIED, SALTED OR IN	54,381	-	1,748	16,874	-	2,132
GRP 037	FISH, CRUSTACEANS, MOLLUSCS AND OTHER AQUATIC INVERTEBRATES, PREPARED OR PRESERVED, N.E.S.	2	-	61	-	-	18
GRP 041	WHEAT (INCLUDING SPELT) AND MESLIN, UNMILLED	-	-	202,467	-	-	171,298
GRP 044	MAIZE (NOT INCLUDING SWEET CORN), UNMILLED	-	-	2	-	-	-
GRP 045	CEREALS, UNMILLED (OTHER THAN WHEAT, RICE, BARLEY AND MAIZE)	-	-	50	-	-	-
GRP 046	MEAL AND FLOUR OF WHEAT AND FLOUR OF MESLIN	-	-	-	-	-	-
GRP 047	OTHER CEREAL MEALS AND FLOURS	-	-	-	-	-	-
GRP 048	CEREAL PREPARATIONS AND PREPARATIONS OF FLOUR OR STARCH OF FRUITS OR VEGETABLES	2	-	4,073	6	-	2,775
GRP 054	VEGETABLES, FRESH, CHILLED, FROZEN OR SIMPLY PRESERVED (INCLUDING DRIED LEGUMINOUS VEGETABLES); ROOTS, TUBERS AND OTHER EDIBLE VEGETABLE PRODUCTS, N.E.S., FRESH OR DRIED	0	0	4,407	2	-	9,330
GRP 056	VEGETABLES, ROOTS AND TUBERS, PREPARED OR PRESERVED, N.E.S.	0	-	218	-	-	341
GRP 057	FRUIT AND NUTS (NOT INCLUDING OIL NUTS), FRESH OR DRIED	0	0	7,804	-	0	9,255
GRP 058	FRUIT, PRESERVED, AND FRUIT PREPARATIONS (EXCLUDING FRUIT JUICES)	5	5	241	-	-	111
GRP 059	FRUIT JUICES (INCLUDING GRAPE MUST) AND VEGETABLE JUICES, UNFERMENTED AND NOT CONTAINING ADDED SPIRIT, WHETHER OR NOT CONTAINING ADDED SUGAR OR OTHER SWEETENING MATTER	-	-	89	-	-	324
GRP 061	SUGARS, MOLASSES AND HONEY	-	-	118	-	-	68
GRP 062	SUGAR CONFECTIONERY	11	-	112	3	-	84
GRP 071	COFFEE AND COFFEE SUBSTITUTES	-	-	27	-	-	-
GRP 073	CHOCOLATE AND OTHER FOOD PREPARATIONS CONTAINING COCOA, N.E.S.	-	-	2,075	-	-	1,143
GRP 074	TEA AND MATÉ	-	-	2	-	-	3
GRP 075	SPICES	0	0	679	-	-	2,026
GRP 081	FEEDING STUFF FOR ANIMALS (NOT INCLUDING UNMILLED CEREALS)	-	-	1,610	-	-	3,740
GRP 091	MARGARINE AND SHORTENING	-	-	9	-	-	64
GRP 098	EDIBLE PRODUCTS AND PREPARATIONS, N.E.S.	67	64	2,666	5	35	2,977
GRP 111	NON-ALCOHOLIC BEVERAGES, N.E.S.	-	-	1,091	-	-	283
GRP 112	ALCOHOLIC BEVERAGES	-	-	12,249	-	-	2,264
GRP 231	NATURAL RUBBER, BALATA, GUTTA-PERCHA, GUAYULE, CHICLE AND SIMILAR NATURAL GUMS, IN PRIMARY FORMS (INCLUDING LATEX) OR IN PLATES, SHEETS OR STRIP	-	-	-	-	-	-

JADUAL 20 (SAMB) : EKSPORT, EKSPORT SEMULA DAN IMPORT MENGIKUT KUMPULAN, BAHAGIAN, DAN SEKSYEN BARANGAN
BAGI 10 RAKAN DAGANGAN UTAMA (RM RIBU), 2022-2023
TABLE 20 (CONT'D) : EXPORTS, RE-EXPORTS, AND IMPORTS COMMODITY GROUPS, DIVISIONS, AND SECTIONS
FOR TOP 10 TRADING PARTNERS (RM THOUSAND), 2022-2023

GROUP/ DIV/ SECT	NEGARA / COUNTRY	2022			2023		
		EKSPORT	EKSPORT SEMULA	IMPORT	EKSPORT	EKSPORT SEMULA	IMPORT
		EXPORTS	RE-EXPORTS	IMPORTS	EXPORTS	RE-EXPORTS	IMPORTS
GRP 246	WOOD IN CHIPS OR PARTICLES AND WOOD WASTE	-	-	-	23	-	-
GRP 248	WOOD, SIMPLY WORKED, AND RAILWAY SLEEPERS OF WOOD	5,407	-	-	4,806	-	-
GRP 269	WORN CLOTHING AND OTHER WORN TEXTILE ARTICLES; RAGS	5	5	-	-	-	-
GRP 272	FERTILIZERS, CRUDE, OTHER THAN THOSE OF DIVISION 56	-	-	-	-	-	21,028
GRP 274	SULPHUR AND UNROASTED IRON PYRITES	-	-	-	-	-	-
GRP 277	NATURAL ABRASIVES, N.E.S. (INCLUDING INDUSTRIAL DIAMONDS)	-	-	2,284	-	-	510
GRP 278	OTHER CRUDE MINERALS	-	-	947	-	-	1,314
GRP 282	FERROUS WASTE AND SCRAP; REMELTING SCRAP INGOTS OF IRON OR STEEL	-	-	-	-	-	-
GRP 288	NON-FERROUS BASE METAL WASTE AND SCRAP, N.E.S.	-	-	-	-	-	9,344
GRP 291	CRUDE ANIMAL MATERIALS, N.E.S.	-	-	1,304	-	-	1,625
GRP 292	CRUDE VEGETABLE MATERIALS, N.E.S.	2	2	25	3	-	152
GRP 333	PETROLEUM OILS AND OILS OBTAINED FROM BITUMINOUS MINERALS, CRUDE	3,048,953	-	-	2,123,310	-	-
GRP 334	PETROLEUM OILS AND OILS OBTAINED FROM BITUMINOUS MINERALS (OTHER THAN CRUDE); PREPARATIONS, N.E.S., CONTAINING BY WEIGHT 70% OR MORE OF PETROLEUM OILS OR OF OILS OBTAINED FROM BITUMINOUS MINERALS, THESE OILS BEING THE BASIC CONSTITUENTS OF THE PREPARATION	-	-	132	-	-	95
GRP 342	LIQUEFIED PROPANE AND BUTANE	-	-	-	-	-	-
GRP 343	NATURAL GAS, WHETHER OR NOT LIQUEFIED	-	-	-	-	-	-
GRP 421	FIXED VEGETABLE FATS AND OILS, "SOFT", CRUDE, REFINED OR FRACTIONATED	-	-	-	-	-	17
GRP 422	FIXED VEGETABLE FATS AND OILS, CRUDE, REFINED OR FRACTIONATED, OTHER THAN "SOFT"	132	-	7	102	-	-
GRP 431	ANIMAL OR VEGETABLE FATS AND OILS, PROCESSED; WAXES; INEDIBLE MIXTURES OR PREPARATIONS OF ANIMAL OR VEGETABLE FATS OR OILS, N.E.S.	-	-	-	-	-	-
GRP 511	HYDROCARBONS, N.E.S., AND THEIR HALOGENATED, SULPHONATED, NITRATED OR NITROSATED DERIVATIVES	-	-	-	-	-	-
GRP 512	ALCOHOLS, PHENOLS, PHENOL-ALCOHOLS, AND THEIR HALOGENATED, SULPHONATED, NITRATED OR NITROSATED DERIVATIVES	311	311	-	-	91	-
GRP 513	CARBOXYLIC ACIDS AND THEIR ANHYDRIDES, HALIDES, PEROXIDES AND PEROXYACIDS; THEIR HALOGENATED, SULPHONATED, NITRATED OR NITROSATED DERIVATIVES	-	-	-	-	-	-
GRP 514	NITROGEN-FUNCTION COMPOUNDS	-	-	-	-	-	-
GRP 515	ORGANO-INORGANIC COMPOUNDS, HETEROCYCLIC COMPOUNDS, NUCLEIC ACIDS AND THEIR SALTS, AND SULPHONAMIDES	-	-	-	-	-	-
GRP 522	INORGANIC CHEMICAL ELEMENTS, OXIDES AND HALOGEN SALTS	38	38	-	37,271	-	-
GRP 523	SALTS AND PEROXYSALTS, OF INORGANIC ACIDS AND METALS	51	51	-	-	-	-
GRP 525	RADIOACTIVE AND ASSOCIATED MATERIALS	-	-	-	-	40	-
GRP 533	PIGMENTS, PAINTS, VARNISHES AND RELATED MATERIALS	-	-	666	-	-	-
GRP 542	MEDICAMENTS (INCLUDING VETERINARY MEDICAMENTS)	9	9	-	-	-	-
GRP 551	ESSENTIAL OILS, PERFUME AND FLAVOUR MATERIALS	-	-	-	-	-	-
GRP 553	PERFUMERY, COSMETIC OR TOILET PREPARATIONS (EXCLUDING SOAPS)	67	67	34	-	15	143
GRP 554	SOAP, CLEANSING AND POLISHING PREPARATIONS	0	0	12	-	0	96
GRP 562	FERTILIZERS (OTHER THAN THOSE OF GROUP 272)	1,232,425	-	15,248	590,178	-	-
GRP 575	OTHER PLASTICS, IN PRIMARY FORMS	-	-	928	-	144	1,629
GRP 581	TUBES, PIPES AND HOSES, AND FITTINGS THEREFOR, OF PLASTICS	-	-	17	-	-	-
GRP 582	PLATES, SHEETS, FILM, FOIL AND STRIP, OF PLASTICS	-	-	-	-	-	8

JADUAL 20 (SAMB) : EKSPORT, EKSPORT SEMULA DAN IMPORT MENGIKUT KUMPULAN, BAHAGIAN, DAN SEKSYEN BARANGAN
BAGI 10 RAKAN DAGANGAN UTAMA (RM RIBU), 2022-2023
TABLE 20 (CONTD) : EXPORTS, RE-EXPORTS, AND IMPORTS COMMODITY GROUPS, DIVISIONS, AND SECTIONS
FOR TOP 10 TRADING PARTNERS (RM THOUSAND), 2022-2023

GROUP/ DIV/ SECT	NEGARA / COUNTRY	2022			2023		
		EKSPORT	EKSPORT SEMULA	IMPORT	EKSPORT	EKSPORT SEMULA	IMPORT
		EXPORTS	RE-EXPORTS	IMPORTS	EXPORTS	RE-EXPORTS	IMPORTS
GRP 591	INSECTICIDES, RODENTICIDES, FUNGICIDES, HERBICIDES, ANTI-SPROUTING PRODUCTS AND PLANT-GROWTH REGULATORS, DISINFECTANTS AND SIMILAR PRODUCTS, PUT UP IN FORMS OR PACKINGS FOR RETAIL SALE OR AS PREPARATIONS OR ARTICLES (E.G., SULPHUR-TREATED BANDS, WICKS AND CANDLES, AND FLY-PAPERS)	-	-	19	-	-	-
GRP 592	STARCHES, INULIN AND WHEAT GLUTEN; ALBUMINOIDAL SUBSTANCES; GLUES	-	-	335	-	-	472
GRP 597	PREPARED ADDITIVES FOR MINERAL OILS AND THE LIKE; PREPARED LIQUIDS FOR HYDRAULIC TRANSMISSION; ANTI-FREEZING PREPARATIONS AND PREPARED DE-ICING FLUIDS; LUBRICATING PREPARATIONS	221	221	831	-	72	69
GRP 598	MISCELLANEOUS CHEMICAL PRODUCTS, N.E.S.	385	385	7	-	125	-
GRP 621	MATERIALS OF RUBBER (E.G., PASTES, PLATES, SHEETS, RODS, THREAD, TUBES, OF RUBBER)	45	45	4	-	81	97
GRP 625	RUBBER TYRES, INTERCHANGEABLE TYRE TREADS, TYRE FLAPS AND INNER TUBES FOR WHEELS OF ALL KINDS	-	-	5	-	-	-
GRP 629	ARTICLES OF RUBBER, N.E.S.	129	129	180	-	69	1,253
GRP 634	VENEERS, PLYWOOD, PARTICLE BOARD, AND OTHER WOOD, WORKED, N.E.S.	279	-	-	434	-	-
GRP 635	WOOD MANUFACTURES, N.E.S.	99	-	-	-	-	-
GRP 641	PAPER AND PAPERBOARD	-	-	114	-	-	-
GRP 642	PAPER AND PAPERBOARD, CUT TO SIZE OR SHAPE, AND ARTICLES OF PAPER OR PAPERBOARD	-	-	10	-	-	19
GRP 653	FABRICS, WOVEN, OF MAN-MADE TEXTILE MATERIALS (NOT INCLUDING NARROW OR SPECIAL FABRICS)	-	-	-	-	-	-
GRP 657	SPECIAL YARNS, SPECIAL TEXTILE FABRICS AND RELATED PRODUCTS	-	-	-	-	-	-
GRP 658	MADE-UP ARTICLES, WHOLLY OR CHIEFLY OF TEXTILE MATERIALS, N.E.S.	2	2	61	-	-	10
GRP 659	FLOOR COVERINGS, ETC.	3	3	-	-	-	-
GRP 661	LIME, CEMENT, AND FABRICATED CONSTRUCTION MATERIALS (EXCEPT GLASS AND CLAY MATERIALS)	-	-	-	-	-	67
GRP 663	MINERAL MANUFACTURES, N.E.S.	-	-	66	-	-	88
GRP 664	GLASS	-	-	-	-	-	21
GRP 665	GLASSWARE	-	-	-	-	-	2
GRP 666	POTTERY	-	-	-	-	-	-
GRP 671	PIG-IRON, SPIEGELEISEN, SPONGE IRON, IRON OR STEEL GRANULES AND POWDERS AND FERRO-ALLOYS	-	-	-	-	-	-
GRP 673	FLAT-ROLLED PRODUCTS OF IRON OR NON-ALLOY STEEL, NOT CLAD, PLATED OR COATED	-	-	-	-	-	-
GRP 674	FLAT-ROLLED PRODUCTS OF IRON OR NON-ALLOY STEEL, CLAD, PLATED OR COATED	-	-	-	-	-	-
GRP 676	IRON AND STEEL BARS, RODS, ANGLES, SHAPES AND SECTIONS (INCLUDING SHEET PILING)	-	-	-	-	77	-
GRP 678	WIRE OF IRON OR STEEL	-	-	-	-	-	-
GRP 679	TUBES, PIPES AND HOLLOW PROFILES, AND TUBE OR PIPE FITTINGS, OF IRON OR STEEL	814	814	12	-	304	74
GRP 682	COPPER	-	-	3	-	-	-
GRP 683	NICKEL	-	-	-	-	-	-
GRP 684	ALUMINIUM	-	-	-	-	-	-
GRP 686	ZINC	-	-	-	-	-	-
GRP 691	STRUCTURES AND PARTS OF STRUCTURES, N.E.S., OF IRON, STEEL OR ALUMINIUM	-	-	60	-	-	-
GRP 692	METAL CONTAINERS FOR STORAGE OR TRANSPORT	-	-	-	-	-	-
GRP 693	WIRE PRODUCTS (EXCLUDING INSULATED ELECTRICAL WIRING) AND FENCING GRILLS	-	-	30	-	-	23
GRP 694	NAILS, SCREWS, NUTS, BOLTS, RIVETS AND THE LIKE, OF IRON, STEEL, COPPER OR ALUMINIUM	-	-	38	-	-	25
GRP 695	TOOLS FOR USE IN THE HAND OR IN MACHINES	272	272	8	-	94	585
GRP 696	CUTLERY	-	-	-	-	-	-
GRP 697	HOUSEHOLD EQUIPMENT OF BASE METAL, N.E.S.	-	-	-	-	-	38
GRP 699	MANUFACTURES OF BASE METAL, N.E.S.	49	49	2,018	-	35	1,536

JADUAL 20 (SAMB) : EKSPORT, EKSPORT SEMULA DAN IMPORT MENGIKUT KUMPULAN, BAHAGIAN, DAN SEKSYEN BARANGAN
BAGI 10 RAKAN DAGANGAN UTAMA (RM RIBU), 2022-2023
TABLE 20 (CONT'D) : EXPORTS, RE-EXPORTS, AND IMPORTS COMMODITY GROUPS, DIVISIONS, AND SECTIONS
FOR TOP 10 TRADING PARTNERS (RM THOUSAND), 2022-2023

GROUP/ DIV/ SECT	NEGARA / COUNTRY	2022			2023		
		EKSPORT	EKSPORT SEMULA	IMPORT	EKSPORT	EKSPORT SEMULA	IMPORT
		EXPORTS	RE-EXPORTS	IMPORTS	EXPORTS	RE-EXPORTS	IMPORTS
GRP 711	STEAM OR OTHER VAPOUR-GENERATING BOILERS, SUPERHEATED WATER BOILERS, AND AUXILIARY PLANT FOR USE THEREWITH; PARTS THEREOF	-	-	-	-	25	-
GRP 713	INTERNAL COMBUSTION PISTON ENGINES AND PARTS THEREOF, N.E.S.	92	92	39	-	-	126
GRP 714	ENGINES AND MOTORS, NON-ELECTRIC (OTHER THAN THOSE OF GROUPS 712, 713 AND 718); PARTS, N.E.S., OF THESE ENGINES AND MOTORS	65	65	1,388	-	106	-
GRP 716	ROTATING ELECTRIC PLANT AND PARTS THEREOF, N.E.S.	121	121	227	-	48	50
GRP 718	POWER-GENERATING MACHINERY AND PARTS THEREOF, N.E.S.	-	-	-	-	-	25
GRP 721	AGRICULTURAL MACHINERY (EXCLUDING TRACTORS) AND PARTS THEREOF	-	-	-	-	-	11
GRP 722	TRACTORS (OTHER THAN THOSE OF HEADINGS 744.14 AND 744.15)	-	-	-	-	-	-
GRP 723	CIVIL ENGINEERING AND CONTRACTORS' PLANT AND EQUIPMENT; PARTS THEREOF	3,194	3,194	2,537	-	2,605	3,696
GRP 724	TEXTILE AND LEATHER MACHINERY AND PARTS THEREOF, N.E.S.	-	-	-	-	-	-
GRP 725	PAPER MILL AND PULP MILL MACHINERY, PAPER-CUTTING MACHINES AND OTHER MACHINERY FOR THE MANUFACTURE OF PAPER ARTICLES; PARTS THEREOF	-	-	-	-	-	-
GRP 727	FOOD-PROCESSING MACHINES (EXCLUDING DOMESTIC); PARTS THEREOF	-	-	-	-	-	-
GRP 728	OTHER MACHINERY AND EQUIPMENT SPECIALIZED FOR PARTICULAR INDUSTRIES; PARTS THEREOF, N.E.S.	688	688	1,467	-	3,660	2,268
GRP 731	MACHINE TOOLS WORKING BY REMOVING METAL OR OTHER MATERIAL	-	-	508	-	-	-
GRP 733	MACHINE TOOLS FOR WORKING METAL, SINTERED METAL CARBIDES OR CERMETS, WITHOUT REMOVING MATERIAL	-	-	-	-	-	-
GRP 735	PARTS, N.E.S., AND ACCESSORIES SUITABLE FOR USE SOLELY OR PRINCIPALLY WITH THE MACHINES FALLING WITHIN GROUPS 731 AND 733 (INCLUDING WORK OR TOOL HOLDERS, SELF-OPENING DIE-HEADS, DIVIDING HEADS AND OTHER SPECIAL ATTACHMENTS FOR MACHINE TOOLS); TOOL HOLDER	22	22	-	-	-	14
GRP 737	METALWORKING MACHINERY (OTHER THAN MACHINE TOOLS) AND PARTS THEREOF, N.E.S.	-	-	-	-	-	-
GRP 741	HEATING AND COOLING EQUIPMENT AND PARTS THEREOF, N.E.S.	-	-	31	-	-	-
GRP 742	PUMPS FOR LIQUIDS, WHETHER OR NOT FITTED WITH A MEASURING DEVICE; LIQUID ELEVATORS; PARTS FOR SUCH PUMPS AND LIQUID ELEVATORS	330	330	239	-	381	436
GRP 743	PUMPS (OTHER THAN PUMPS FOR LIQUIDS), AIR OR OTHER GAS COMPRESSORS AND FANS; VENTILATING OR RECYCLING HOODS INCORPORATING A FAN, WHETHER OR NOT FITTED WITH FILTERS; CENTRIFUGES; FILTERING OR PURIFYING APPARATUS; PARTS THEREOF	50	50	740	-	1,223	615
GRP 744	MECHANICAL HANDLING EQUIPMENT AND PARTS THEREOF, N.E.S.	174	174	256	-	11	52
GRP 745	NON-ELECTRICAL MACHINERY, TOOLS AND MECHANICAL APPARATUS AND PARTS THEREOF, N.E.S.	106	106	148	-	175	34
GRP 746	BALL- OR ROLLER BEARINGS	13	13	4	-	-	67
GRP 747	TAPS, COCKS, VALVES AND SIMILAR APPLIANCES FOR PIPES, BOILER SHELLS, TANKS, VATS OR THE LIKE, INCLUDING PRESSURE-REDUCING VALVES AND THERMOSTATICALLY CONTROLLED VALVES	63	63	218	-	382	618
GRP 748	TRANSMISSION SHAFTS (INCLUDING CAMSHAFTS AND CRANKSHAFTS) AND CRANKS; BEARING HOUSINGS AND PLAIN SHAFT BEARINGS; GEARS AND GEARING; BALL OR ROLLER SCREWS; GEARBOXES AND OTHER SPEED CHANGERS (INCLUDING TORQUE CONVERTERS); FLYWHEELS AND PULLEYS (INCLUDING PULLEY BLOCKS); CLUTCHES AND SHAFT COUPLINGS (INCLUDING UNIVERSAL JOINTS); ARTICULATED LINK CHAIN; PARTS THEREOF	2	2	-	-	46	54

JADUAL 20 (SAMB) : EKSPORT, EKSPORT SEMULA DAN IMPORT MENGIKUT KUMPULAN, BAHAGIAN, DAN SEKSYEN BARANGAN
BAGI 10 RAKAN DAGANGAN UTAMA (RM RIBU), 2022-2023
TABLE 20 (CONT'D) : EXPORTS, RE-EXPORTS, AND IMPORTS COMMODITY GROUPS, DIVISIONS, AND SECTIONS
FOR TOP 10 TRADING PARTNERS (RM THOUSAND), 2022-2023

GROUP/ DIV/ SECT	NEGARA / COUNTRY	2022			2023		
		EKSPORT	EKSPORT SEMULA	IMPORT	EKSPORT	EKSPORT SEMULA	IMPORT
		EXPORTS	RE-EXPORTS	IMPORTS	EXPORTS	RE-EXPORTS	IMPORTS
GRP 749	NON-ELECTRIC PARTS AND ACCESSORIES OF MACHINERY, N.E.S.	129	129	421	-	96	758
GRP 751	OFFICE MACHINES	21	21	30	-	-	36
GRP 752	AUTOMATIC DATA-PROCESSING MACHINES AND UNITS THEREOF; MAGNETIC OR OPTICAL READERS, MACHINES FOR TRANSCRIBING DATA ONTO DATA MEDIA IN CODED FORM AND MACHINES FOR PROCESSING SUCH DATA, N.E.S.	124	124	37	-	26	49
GRP 759	PARTS AND ACCESSORIES (OTHER THAN COVERS, CARRYING CASES AND THE LIKE) SUITABLE FOR USE SOLELY OR PRINCIPALLY WITH MACHINES FALLING WITHING GROUPS 751 AND 752	5	5	22	-	23	5
GRP 761	MONITORS AND PROJECTORS, NOT INCORPORATING TELEVISION RECEPTION APPARATUS; RECEPTION APPARATUS FOR TELEVISION, WHETHER OR NOT INCORPORATING RADIO-BROADCAST RECEIVERS OR SOUND OR VIDEO RECORDING OR REPRODUCING APPARATUS	12	12	7	-	-	11
GRP 764	TELECOMMUNICATIONS EQUIPMENT, N.E.S., AND PARTS, N.E.S., AND ACCESSORIES OF APPARATUS FALLING WITHIN DIVISION 76	117	117	34	-	407	66
GRP 771	ELECTRIC POWER MACHINERY (OTHER THAN ROTATING ELECTRIC PLANT OF GROUP 716) AND PARTS THEREOF	29	29	-	-	-	159
GRP 772	ELECTRICAL APPARATUS FOR SWITCHING OR PROTECTING ELECTRICAL CIRCUITS OR FOR MAKING CONNECTIONS TO OR IN ELECTRICAL CIRCUITS (E.G., SWITCHES, RELAYS, FUSES, LIGHTNING ARRESTERS, VOLTAGE LIMITERS, SURGE SUPPRESSORS, PLUGS AND SOCKETS, LAMP-HOLDERS AND JUNCTION BOXES); ELECTRICAL RESISTORS (INCLUDING RHEOSTATS AND POTENTIOMETERS), OTHER THAN HEATING RESISTORS; PRINTED CIRCUITS; BOARDS, PANELS (INCLUDING NUMERICAL CONTROL PANELS), CONSOLES, DESKS, CABINETS AND OTHER BASES, EQUIPPED WITH TWO OR MORE APPARATUS FOR SWITCHING, PROTECTING OR FOR MAKING CONNECTIONS TO OR IN ELECTRICAL CIRCUITS, FOR ELECTRIC CONTROL OR THE DISTRIBUTION OF ELECTRICITY (EXCLUDING SWITCHING APPARATUS OF SUBGROUP 764.1)	112	112	1,694	-	461	56
GRP 773	EQUIPMENT FOR DISTRIBUTING ELECTRICITY, N.E.S.	103	103	22	-	17	-
GRP 774	ELECTRODIAGNOSTIC APPARATUS FOR MEDICAL, SURGICAL, DENTAL OR VETERINARY PURPOSES, AND RADIOLOGICAL APPARATUS	160	160	-	-	-	-
GRP 775	HOUSEHOLD-TYPE ELECTRICAL AND NON-ELECTRICAL EQUIPMENT, N.E.S.	7	7	-	-	-	-
GRP 776	THERMIONIC, COLD CATHODE OR PHOTO-CATHODE VALVES AND TUBES (E.G., VACUUM OR VAPOUR OR GAS-FILLED VALVES AND TUBES, MERCURY ARC RECTIFYING VALVES AND TUBES, CATHODE-RAY TUBES, TELEVISION CAMERA TUBES); DIODES, TRANSISTORS AND SIMILAR SEMICONDUCTOR DEVICES;	6	6	7	-	7	-
GRP 778	ELECTRICAL MACHINERY AND APPARATUS, N.E.S.	29	29	185	-	62	135
GRP 781	MOTOR CARS AND OTHER MOTOR VEHICLES PRINCIPALLY DESIGNED FOR THE TRANSPORT OF PERSONS (OTHER THAN MOTOR VEHICLES FOR THE TRANSPORT OF TEN OR MORE PERSONS, INCLUDING THE DRIVER), INCLUDING STATION-WAGONS AND RACING CARS	-	-	1,418	-	120	2,904
GRP 782	MOTOR VEHICLES FOR THE TRANSPORT OF GOODS AND SPECIAL-PURPOSE MOTOR VEHICLES	-	-	-	-	-	-
GRP 783	ROAD MOTOR VEHICLES, N.E.S.	-	-	-	-	-	-
GRP 784	PARTS AND ACCESSORIES OF THE MOTOR VEHICLES OF GROUPS 722, 781, 782 AND 783	7	7	4,825	-	7	3,258

JADUAL 20 (SAMB) : EKSPORT, EKSPORT SEMULA DAN IMPORT MENGIKUT KUMPULAN, BAHAGIAN, DAN SEKSYEN BARANGAN
BAGI 10 RAKAN DAGANGAN UTAMA (RM RIBU), 2022-2023
TABLE 20 (CONT'D) : EXPORTS, RE-EXPORTS, AND IMPORTS COMMODITY GROUPS, DIVISIONS, AND SECTIONS
FOR TOP 10 TRADING PARTNERS (RM THOUSAND), 2022-2023

GROUP/ DIV/ SECT	NEGARA / COUNTRY	2022			2023		
		EKSPORT	EKSPORT SEMULA	IMPORT	EKSPORT	EKSPORT SEMULA	IMPORT
		EXPORTS	RE-EXPORTS	IMPORTS	EXPORTS	RE-EXPORTS	IMPORTS
GRP 785	MOTOR CYCLES (INCLUDING MOPEDS) AND CYCLES, MOTORIZED AND NON-MOTORIZED; INVALID CARRIAGES	4	4	13	-	24	2
GRP 786	TRAILERS AND SEMI-TRAILERS; OTHER VEHICLES, NOT MECHANICALLY-PROPELLED; SPECIALLY DESIGNED AND EQUIPPED TRANSPORT CONTAINERS	-	-	-	-	-	4
GRP 792	AIRCRAFT AND ASSOCIATED EQUIPMENT; SPACECRAFT (INCLUDING SATELLITES) AND SPACECRAFT LAUNCH VEHICLES; PARTS THEREOF	113	113	1,454	-	6	81
GRP 793	SHIPS, BOATS (INCLUDING HOVERCRAFT) AND FLOATING STRUCTURES	-	-	-	-	-	181
GRP 811	PREFABRICATED BUILDINGS	-	-	-	-	92	18
GRP 812	SANITARY, PLUMBING AND HEATING FIXTURES AND FITTINGS, N.E.S.	-	-	-	-	-	-
GRP 813	LIGHTING FIXTURES AND FITTINGS, N.E.S.	-	-	117	-	-	84
GRP 821	FURNITURE AND PARTS THEREOF; BEDDING, MATTRESSES, MATTRESS SUPPORTS, CUSHIONS AND SIMILAR STUFFED FURNISHINGS	-	-	24	-	-	-
GRP 831	TRUNKS, SUITCASES, VANITY CASES, EXECUTIVE CASES, BRIEFCASES, SCHOOL SATCHES, SPECTACLE CASES, BINOCULAR CASES, CAMERA CASES, MUSICAL INSTRUMENT CASES, GUN CASES, HOLSTERS AND SIMILAR CONTAINERS; TRAVELLING BAGS, INSULATED FOOD OR BEVERAGES BAGS, TOILET BAGS, RUCKSACKS, HANDBAGS, SHOPPING BAGS, WALLET, PURSES, MAP CASES, CIGARETTE CASES, TOBACCO POUCHES, TOOL BAGS, SPORTS BAGS, BOTTLE CASES, JEWELLERY BOXES, POWDER BOXES, CUTLERY CASES AND SIMILAR CONTAINERS, OF LEATHER OR OF COMPOSITION LEATHER, OF SHEETING OF PLASTICS, OF TEXTILE MATERIALS, OF VULCANIZED FIBRE OR OF PAPERBOARD, OR WHOLLY OR MAINLY COVERED WITH SUCH MATERIALS OR WITH PAPER; TRAVEL SETS FOR PERSONAL TOILET, SEWING OR SHOE OR CLOTHES CLEANING.	12	12	7	-	15	59
GRP 841	MEN'S OR BOYS' COATS, CAPES, JACKETS, SUITS, BLAZERS, TROUSERS, SHORTS, SHIRTS, UNDERWEAR, NIGHTWEAR AND SIMILAR ARTICLES OF TEXTILE FABRICS, NOT KNITTED OR CROCHETED (OTHER THAN THOSE OF SUBGROUP 845.2)	-	-	-	5	2	-
GRP 842	WOMEN'S OR GIRLS' COATS, CAPES, JACKETS, SUITS, TROUSERS, SHORTS, SHIRTS, DRESSES AND SKIRTS, UNDERWEAR, NIGHTWEAR AND SIMILAR ARTICLES OF TEXTILE FABRICS, NOT KNITTED OR CROCHETED (OTHER THAN THOSE OF SUBGROUP 845.2)	20	13	5	28	11	7
GRP 844	WOMEN'S OR GIRLS' COATS, CAPES, JACKETS, SUITS, TROUSERS, SHORTS, SHIRTS, DRESSES AND SKIRTS, UNDERWEAR, NIGHTWEAR AND SIMILAR ARTICLES OF TEXTILE FABRICS, KNITTED OR CROCHETED (OTHER THAN THOSE OF SUBGROUP 845.2)	4	-	2	-	-	-
GRP 845	ARTICLES OF APPAREL, OF TEXTILE FABRICS, WHETHER OR NOT KNITTED OR CROCHETED, N.E.S.	8	8	161	4	4	207
GRP 846	CLOTHING ACCESSORIES, OF TEXTILE FABRICS, WHETHER OR NOT KNITTED OR CROCHETED (OTHER THAN THOSE FOR BABIES)	2	2	22	-	-	-
GRP 848	ARTICLES OF APPAREL AND CLOTHING ACCESSORIES OF OTHER THAN TEXTILE FABRICS; HEADGEAR OF ALL MATERIALS	-	-	3	-	-	2
GRP 851	FOOTWEAR	5	5	11	-	-	6
GRP 872	INSTRUMENTS AND APPLIANCES, N.E.S., FOR MEDICAL, SURGICAL, DENTAL OR VETERINARY PURPOSES	3	3	34	-	-	313
GRP 873	METERS AND COUNTERS, N.E.S.	7	7	-	-	-	8
GRP 874	MEASURING, CHECKING, ANALYSING AND CONTROLLING INSTRUMENTS AND APPARATUS, N.E.S.	10,584	10,584	1,531	-	5,400	2,463
GRP 881	PHOTOGRAPHIC APPARATUS AND EQUIPMENT, N.E.S.	8	8	-	-	-	77

JADUAL 20 (SAMB) : EKSPORT, EKSPORT SEMULA DAN IMPORT MENGIKUT KUMPULAN, BAHAGIAN, DAN SEKSYEN BARANGAN
BAGI 10 RAKAN DAGANGAN UTAMA (RM RIBU), 2022-2023
TABLE 20 (CONT'D) : EXPORTS, RE-EXPORTS, AND IMPORTS COMMODITY GROUPS, DIVISIONS, AND SECTIONS
FOR TOP 10 TRADING PARTNERS (RM THOUSAND), 2022-2023

GROUP/ DIV/ SECT	NEGARA / COUNTRY	2022			2023		
		EKSPORT	EKSPORT SEMULA	IMPORT	EKSPORT	EKSPORT SEMULA	IMPORT
		EXPORTS	RE-EXPORTS	IMPORTS	EXPORTS	RE-EXPORTS	IMPORTS
GRP 882	PHOTOGRAPHIC AND CINEMATOGRAPHIC SUPPLIES	-	-	-	-	-	-
GRP 884	OPTICAL GOODS, N.E.S.	-	-	9	-	-	2
GRP 885	WATCHES AND CLOCKS	2	2	9	-	5	5
GRP 891	ARMS AND AMMUNITION	-	-	-	-	-	287
GRP 892	PRINTED MATTER	-	-	69	-	-	41
GRP 893	ARTICLES, N.E.S., OF PLASTICS	24	24	155	-	5	346
GRP 894	BABY CARRIAGES, TOYS, GAMES AND SPORTING GOODS	-	-	50	-	2	79
GRP 895	OFFICE AND STATIONERY SUPPLIES, N.E.S.	-	-	-	-	-	5
GRP 896	WORKS OF ART, COLLECTORS' PIECES AND ANTIQUES	-	-	-	-	-	-
GRP 897	JEWELLERY, GOLDSMITHS' AND SILVERSMITHS' WARES, AND OTHER ARTICLES OF PRECIOUS OR SEMIPRECIOUS MATERIALS, N.E.S.	20	20	-	-	51	-
GRP 898	MUSICAL INSTRUMENTS AND PARTS AND ACCESSORIES THEREOF; RECORDS, TAPES AND OTHER SOUND OR SIMILAR RECORDINGS (EXCLUDING GOODS OF GROUPS 763 AND 883)	-	-	-	-	-	-
GRP 899	MISCELLANEOUS MANUFACTURED ARTICLES, N.E.S.	1	-	17	-	-	14
GRP 931	SPECIAL TRANSACTIONS AND COMMODITIES NOT CLASSIFIED ACCORDING TO KIND	508	467	1,175	49	372	824
GRP 961	COIN (OTHER THAN GOLD COIN), NOT BEING LEGAL TENDER	-	-	-	-	-	2
GRP 971	GOLD, NON-MONETARY (EXCLUDING GOLD ORES AND CONCENTRATES)	-	-	-	-	-	261
DIV 00	LIVE ANIMALS OTHER THAN ANIMALS OF DIVISION 03	-	-	27,732	-	-	8,085
DIV 01	MEAT AND MEAT PREPARATIONS	-	-	67,395	-	508	37,997
DIV 02	DAIRY PRODUCTS AND BIRDS' EGGS	-	-	30,159	-	-	28,623
DIV 03	FISH (NOT MARINE MAMMALS), CRUSTACEANS, MOLLUSCS AND AQUATIC INVERTEBRATES, AND PREPARATIONS THEREOF	54,787	-	2,159	16,949	-	2,294
DIV 04	CEREALS AND CEREAL PREPARATIONS	2	-	206,592	6	-	174,073
DIV 05	VEGETABLES AND FRUIT	5	5	12,759	2	0	19,360
DIV 06	SUGARS, SUGAR PREPARATIONS AND HONEY	11	-	230	3	-	151
DIV 07	COFFEE, TEA, COCOA, SPICES, AND MANUFACTURES THEREOF	0	0	2,783	-	-	3,172
DIV 08	FEEDING STUFF FOR ANIMALS (NOT INCLUDING UNMILLED CEREALS)	-	-	1,610	-	-	3,740
DIV 09	MISCELLANEOUS EDIBLE PRODUCTS AND PREPARATIONS	67	64	2,675	5	35	3,041
DIV 11	BEVERAGES	-	-	13,340	-	-	2,548
DIV 23	CRUDE RUBBER (INCLUDING SYNTHETIC AND RECLAIMED)	-	-	-	-	-	-
DIV 24	CORK AND WOOD	5,407	-	-	4,829	-	-
DIV 26	TEXTILE FIBRES (OTHER THAN WOOL TOPS AND OTHER COMBED WOOL) AND THEIR WASTES (NOT MANUFACTURED INTO YARN OR FABRIC)	5	5	-	-	-	-
DIV 27	CRUDE FERTILIZERS, OTHER THAN THOSE OF DIVISION 56, AND CRUDE MINERALS (EXCLUDING COAL, PETROLEUM AND PRECIOUS STONES)	-	-	16,398	-	-	22,852
DIV 28	METALLIFEROUS ORES AND METAL SCRAP	-	-	-	-	-	9,344
DIV 29	CRUDE ANIMAL AND VEGETABLE MATERIALS, N.E.S.	2	2	1,328	3	-	1,777
DIV 33	PETROLEUM, PETROLEUM PRODUCTS AND RELATED MATERIALS	3,048,953	-	132	2,123,310	-	95
DIV 34	GAS, NATURAL AND MANUFACTURED	-	-	0	-	-	-
DIV 42	FIXED VEGETABLE FATS AND OILS, CRUDE, REFINED OR FRACTIONATED	132	-	7	102	-	17
DIV 43	ANIMAL OR VEGETABLE FATS AND OILS, PROCESSED; WAXES OF ANIMAL OR VEGETABLE ORIGIN; INEDIBLE MIXTURES OR PREPARATIONS OF ANIMAL OR VEGETABLE FATS OR OILS, N.E.S.	-	-	-	-	-	-
DIV 51	ORGANIC CHEMICALS	311	311	-	-	91	-
DIV 52	INORGANIC CHEMICALS	113	113	-	37,271	40	-
DIV 53	DYEING, TANNING AND COLOURING MATERIALS	-	-	666	-	-	-
DIV 54	MEDICINAL AND PHARMACEUTICAL PRODUCTS	9	9	-	-	-	-

JADUAL 20 (SAMB) : EKSPORT, EKSPORT SEMULA DAN IMPORT MENGIKUT KUMPULAN, BAHAGIAN, DAN SEKSYEN BARANGAN
BAGI 10 RAKAN DAGANGAN UTAMA (RM RIBU), 2022-2023
TABLE 20 (CONT'D) : EXPORTS, RE-EXPORTS, AND IMPORTS COMMODITY GROUPS, DIVISIONS, AND SECTIONS
FOR TOP 10 TRADING PARTNERS (RM THOUSAND), 2022-2023

GROUP/ DIV/ SECT	NEGARA / COUNTRY	2022			2023		
		EKSPORT	EKSPORT SEMULA	IMPORT	EKSPORT	EKSPORT SEMULA	IMPORT
		EXPORTS	RE-EXPORTS	IMPORTS	EXPORTS	RE-EXPORTS	IMPORTS
DIV 55	ESSENTIAL OILS AND RESINOIDS AND PERFUME MATERIALS; TOILET, POLISHING AND CLEANSING PREPARATIONS	67	67	46	-	15	240
DIV 56	FERTILIZERS (OTHER THAN THOSE OF GROUP 272)	1,232,425	-	15,248	590,178	-	-
DIV 57	PLASTICS IN PRIMARY FORMS	-	-	928	-	144	1,629
DIV 58	PLASTICS IN NON-PRIMARY FORMS	-	-	17	-	-	8
DIV 59	CHEMICAL MATERIALS AND PRODUCTS, N.E.S.	606	606	1,191	-	197	541
DIV 62	RUBBER MANUFACTURES, N.E.S.	175	175	189	-	149	1,351
DIV 63	CORK AND WOOD MANUFACTURES (EXCLUDING FURNITURE)	378	-	-	434	-	-
DIV 64	PAPER, PAPERBOARD AND ARTICLES OF PAPER PULP, OF PAPER OR OF PAPERBOARD	-	-	123	-	-	19
DIV 65	TEXTILE YARN, FABRICS, MADE-UP ARTICLES, N.E.S., AND RELATED PRODUCTS	5	5	61	-	-	10
DIV 66	NON-METALLIC MINERAL MANUFACTURES, N.E.S.	-	-	66	-	-	179
DIV 67	IRON AND STEEL	814	814	12	-	382	74
DIV 68	NON-FERROUS METALS	-	-	3	-	-	-
DIV 69	MANUFACTURES OF METALS, N.E.S.	321	321	2,153	-	129	2,207
DIV 71	POWER-GENERATING MACHINERY AND EQUIPMENT	278	278	1,654	-	180	202
DIV 72	MACHINERY SPECIALIZED FOR PARTICULAR INDUSTRIES	3,882	3,882	4,227	-	6,265	5,975
DIV 73	METALWORKING MACHINERY	22	22	508	-	-	14
DIV 74	GENERAL INDUSTRIAL MACHINERY AND EQUIPMENT, N.E.S., AND MACHINE PARTS, N.E.S.	866	866	2,055	-	2,315	2,635
DIV 75	OFFICE MACHINES AND AUTOMATIC DATA-PROCESSING MACHINES	150	150	89	-	49	89
DIV 76	TELECOMMUNICATIONS AND SOUND-RECORDING AND REPRODUCING APPARATUS AND EQUIPMENT	187	187	41	-	407	77
DIV 77	ELECTRICAL MACHINERY, APPARATUS AND APPLIANCES, N.E.S., AND ELECTRICAL PARTS THEREOF (INCLUDING NON-ELECTRICAL COUNTERPARTS, N.E.S., OF ELECTRICAL HOUSEHOLD-TYPE EQUIPMENT)	447	447	1,909	-	548	350
DIV 78	ROAD VEHICLES (INCLUDING AIR-CUSHION VEHICLES)	11	11	6,255	-	152	6,167
DIV 79	OTHER TRANSPORT EQUIPMENT	113	113	1,454	-	6	262
DIV 81	PREFABRICATED BUILDINGS; SANITARY, PLUMBING, HEATING AND LIGHTING FIXTURES AND FITTINGS, N.E.S.	-	-	117	-	92	102
DIV 82	FURNITURE AND PARTS THEREOF; BEDDING, MATTRESSES, MATTRESS SUPPORTS, CUSHIONS AND SIMILAR STUFFED FURNISHINGS	-	-	24	-	-	-
DIV 83	TRAVEL GOODS, HANDBAGS AND SIMILAR CONTAINERS	12	12	7	-	15	59
DIV 84	ARTICLES OF APPAREL AND CLOTHING ACCESSORIES	34	23	193	37	17	216
DIV 85	FOOTWEAR	5	5	11	-	-	6
DIV 87	PROFESSIONAL, SCIENTIFIC AND CONTROLLING INSTRUMENTS AND APPARATUS, N.E.S.	10,594	10,594	1,565	-	5,400	2,784
DIV 88	PHOTOGRAPHIC APPARATUS, EQUIPMENT AND SUPPLIES AND OPTICAL GOODS, N.E.S.; WATCHES AND CLOCKS	10	10	18	-	5	84
DIV 89	MISCELLANEOUS MANUFACTURED ARTICLES, N.E.S.	45	44	291	-	58	772
DIV 93	SPECIAL TRANSACTIONS AND COMMODITIES NOT CLASSIFIED ACCORDING TO KIND	508	467	1,175	49	372	824
DIV 96	COIN (OTHER THAN GOLD COIN), NOT BEING LEGAL TENDER	-	-	-	-	-	2
DIV 97	GOLD, NON-MONETARY (EXCLUDING GOLD ORES AND CONCENTRATES)	-	-	-	-	-	261
SECT 0	FOOD AND LIVE ANIMALS	54,872	70	354,094	16,966	543	280,537
SECT 1	BEVERAGES AND TOBACCO	-	-	13,340	-	-	2,548
SECT 2	CRUDE MATERIALS, INEDIBLE, EXCEPT FUELS	5,414	7	17,726	4,832	-	33,973
SECT 3	MINERAL FUELS, LUBRICANTS AND RELATED MATERIALS	3,048,953	-	133	2,123,310	-	95
SECT 4	ANIMAL AND VEGETABLE OILS, FATS AND WAXES	132	-	7	102	-	17

JADUAL 20 (SAMB) : EKSPORT, EKSPORT SEMULA DAN IMPORT MENGIKUT KUMPULAN, BAHAGIAN, DAN SEKSYEN BARANGAN
BAGI 10 RAKAN DAGANGAN UTAMA (RM RIBU), 2022-2023

TABLE 20 (CONT'D) : EXPORTS, RE-EXPORTS, AND IMPORTS COMMODITY GROUPS, DIVISIONS, AND SECTIONS

FOR TOP 10 TRADING PARTNERS (RM THOUSAND), 2022-2023

GROUP/ DIV/ SECT	NEGARA / COUNTRY	2022			2023		
		EKSPORT	EKSPORT SEMULA	IMPORT	EKSPORT	EKSPORT SEMULA	IMPORT
		EXPORTS	RE-EXPORTS	IMPORTS	EXPORTS	RE-EXPORTS	IMPORTS
SECT 5	CHEMICALS AND RELATED PRODUCTS, N.E.S.	1,233,530	1,105	18,097	627,449	486	2,417
SECT 6	MANUFACTURED GOODS CLASSIFIED CHIEFLY BY MATERIAL	1,693	1,315	2,607	434	661	3,839
SECT 7	MACHINERY AND TRANSPORT EQUIPMENT	5,956	5,956	18,193	-	9,922	15,770
SECT 8	MISCELLANEOUS MANUFACTURED ARTICLES	10,700	10,689	2,226	37	5,588	4,024
SECT 9	COMMODITIES AND TRANSACTIONS NOT CLASSIFIED ELSEWHERE IN THE SITC	508	467	1,175	49	372	1,088
	VIET NAM □						
	JUMLAH/TOTAL □	1,581,726	17,984	1,260,852	1,584,923	12,599	1,278,073
GRP 001	LIVE ANIMALS OTHER THAN ANIMALS OF DIVISION 03	-	-	4	-	-	-
GRP 022	MILK AND CREAM AND MILK PRODUCTS OTHER THAN BUTTER OR CHEESE	-	-	11	-	-	-
GRP 034	FISH, FRESH (LIVE OR DEAD), CHILLED OR FROZEN	-	-	10,152	-	-	8,836
GRP 035	FISH, DRIED, SALTED OR IN BRINE; SMOKED FISH (WHETHER OR NOT COOKED BEFORE OR DURING THE SMOKING PROCESS); FLOURS, MEALS AND PELLETS OF FISH, FIT FOR HUMAN CONSUMPTION	-	-	253	-	-	-
GRP 036	CRUSTACEANS, MOLLUSCS AND AQUATIC INVERTEBRATES, WHETHER IN SHELL OR NOT, FRESH (LIVE OR DEAD), CHILLED, FROZEN, DRIED, SALTED OR IN BRINE; CRUSTACEANS, IN SHELL, COOKED BY STEAMING OR BOILING IN WATER, WHETHER OR NOT CHILLED, FROZEN, DRIED, SALTED OR IN	1,758	-	-	464	-	-
GRP 037	FISH, CRUSTACEANS, MOLLUSCS AND OTHER AQUATIC INVERTEBRATES, PREPARED OR PRESERVED, N.E.S.	-	-	218	-	-	415
GRP 042	RICE	-	-	423,742	-	-	465,391
GRP 047	OTHER CEREAL MEALS AND FLOURS	-	-	264	-	-	121
GRP 048	CEREAL PREPARATIONS AND PREPARATIONS OF FLOUR OR STARCH OF FRUITS OR VEGETABLES	299	-	1,251	88	-	467
GRP 054	VEGETABLES, FRESH, CHILLED, FROZEN OR SIMPLY PRESERVED (INCLUDING DRIED LEGUMINOUS VEGETABLES); ROOTS, TUBERS AND OTHER EDIBLE VEGETABLE PRODUCTS, N.E.S., FRESH OR DRIED	-	-	569	-	-	290
GRP 056	VEGETABLES, ROOTS AND TUBERS, PREPARED OR PRESERVED, N.E.S.	-	-	-	-	-	51
GRP 057	FRUIT AND NUTS (NOT INCLUDING OIL NUTS), FRESH OR DRIED	-	-	268	-	-	420
GRP 058	FRUIT, PRESERVED, AND FRUIT PREPARATIONS (EXCLUDING FRUIT JUICES)	-	-	60	-	-	514
GRP 059	FRUIT JUICES (INCLUDING GRAPE MUST) AND VEGETABLE JUICES, UNFERMENTED AND NOT CONTAINING ADDED SPIRIT, WHETHER OR NOT CONTAINING ADDED SUGAR OR OTHER SWEETENING MATTER	-	-	47	-	-	-
GRP 061	SUGARS, MOLASSES AND HONEY	-	-	172	-	-	-
GRP 062	SUGAR CONFECTIONERY	-	-	3	-	-	-
GRP 071	COFFEE AND COFFEE SUBSTITUTES	-	-	22	-	-	104
GRP 075	SPICES	-	-	355	-	-	316
GRP 081	FEEDING STUFF FOR ANIMALS (NOT INCLUDING UNMILLED CEREALS)	15,334	-	27,625	24,400	-	22,132
GRP 098	EDIBLE PRODUCTS AND PREPARATIONS, N.E.S.	-	-	61	-	-	58
GRP 111	NON-ALCOHOLIC BEVERAGES, N.E.S.	-	-	150	-	-	186
GRP 112	ALCOHOLIC BEVERAGES	-	-	47	-	-	231
GRP 122	TOBACCO, MANUFACTURED (WHETHER OR NOT CONTAINING TOBACCO SUBSTITUTES)	-	-	6	-	-	5
GRP 211	HIDES AND SKINS (EXCEPT FURSKINS), RAW	123	-	-	-	-	-
GRP 222	OIL-SEEDS AND OLEAGINOUS FRUITS OF A KIND USED FOR THE EXTRACTION OF "SOFT" FIXED VEGETABLE OILS (EXCLUDING FLOURS AND MEALS)	-	-	-	-	-	556
GRP 223	OIL-SEEDS AND OLEAGINOUS FRUITS, WHOLE OR BROKEN, OF A KIND USED FOR THE EXTRACTION OF OTHER FIXED VEGETABLE OILS (INCLUDING FLOURS AND MEALS OF OIL-SEEDS OR OLEAGINOUS FRUIT, N.E.S.)	-	-	56	-	-	41

JADUAL 20 (SAMB) : EKSPORT, EKSPORT SEMULA DAN IMPORT MENGIKUT KUMPULAN, BAHAGIAN, DAN SEKSYEN BARANGAN
BAGI 10 RAKAN DAGANGAN UTAMA (RM RIBU), 2022-2023
TABLE 20 (CONT'D) : EXPORTS, RE-EXPORTS, AND IMPORTS COMMODITY GROUPS, DIVISIONS, AND SECTIONS
FOR TOP 10 TRADING PARTNERS (RM THOUSAND), 2022-2023

GROUP/ DIV/ SECT	NEGARA / COUNTRY	2022			2023		
		EKSPORT	EKSPORT SEMULA	IMPORT	EKSPORT	EKSPORT SEMULA	IMPORT
		EXPORTS	RE-EXPORTS	IMPORTS	EXPORTS	RE-EXPORTS	IMPORTS
GRP 231	NATURAL RUBBER, BALATA, GUTTA-PERCHA, GUAYULE, CHICLE AND SIMILAR NATURAL GUMS, IN PRIMARY FORMS (INCLUDING LATEX) OR IN PLATES, SHEETS OR STRIP	-	-	-	-	-	-
GRP 247	WOOD IN THE ROUGH, WHETHER OR NOT STRIPPED OF BARK OR SAPWOOD, OR ROUGHLY SQUARED	5,861	-	-	-	-	-
GRP 248	WOOD, SIMPLY WORKED, AND RAILWAY SLEEPERS OF WOOD	-	-	-	-	-	-
GRP 269	WORN CLOTHING AND OTHER WORN TEXTILE ARTICLES; RAGS	-	-	240	-	-	149
GRP 273	STONE, SAND AND GRAVEL	-	-	283	-	-	503
GRP 278	OTHER CRUDE MINERALS	-	-	20,419	-	-	8,508
GRP 292	CRUDE VEGETABLE MATERIALS, N.E.S.	-	-	33	-	-	115
GRP 333	PETROLEUM OILS AND OILS OBTAINED FROM BITUMINOUS MINERALS, CRUDE	436,034	-	-	-	-	-
GRP 334	PETROLEUM OILS AND OILS OBTAINED FROM BITUMINOUS MINERALS (OTHER THAN CRUDE); PREPARATIONS, N.E.S., CONTAINING BY WEIGHT 70% OR MORE OF PETROLEUM OILS OR OF OILS OBTAINED FROM BITUMINOUS MINERALS, THESE OILS BEING THE BASIC CONSTITUENTS OF THE PREPARATION	3	3	2,706	-	-	5,924
GRP 342	LIQUEFIED PROPANE AND BUTANE	-	-	-	-	-	66,124
GRP 411	ANIMAL OILS AND FATS	-	-	-	266	-	-
GRP 422	FIXED VEGETABLE FATS AND OILS, CRUDE, REFINED OR FRACTIONATED, OTHER THAN "SOFT"	721,788	-	-	1,062,843	-	-
GRP 431	ANIMAL OR VEGETABLE FATS AND OILS, PROCESSED; WAXES; INEDIBLE MIXTURES OR PREPARATIONS OF ANIMAL OR VEGETABLE FATS OR OILS, N.E.S.	36,812	-	-	-	-	-
GRP 512	ALCOHOLS, PHENOLS, PHENOL-ALCOHOLS, AND THEIR HALOGENATED, SULPHONATED, NITRATED OR NITROSATED DERIVATIVES	184,049	-	71	169,933	-	-
GRP 514	NITROGEN-FUNCTION COMPOUNDS	-	-	143	-	-	-
GRP 516	OTHER ORGANIC CHEMICALS	-	-	58	-	-	-
GRP 522	INORGANIC CHEMICAL ELEMENTS, OXIDES AND HALOGEN SALTS	-	-	1,147	17,212	-	1,168
GRP 523	SALTS AND PEROXYSALTS, OF INORGANIC ACIDS AND METALS	-	-	18,058	-	-	9,898
GRP 524	OTHER INORGANIC CHEMICALS; ORGANIC AND INORGANIC COMPOUNDS OF PRECIOUS METALS	-	-	162	-	-	263
GRP 525	RADIOACTIVE AND ASSOCIATED MATERIALS	-	-	-	-	4	-
GRP 533	PIGMENTS, PAINTS, VARNISHES AND RELATED MATERIALS	-	-	2,961	-	-	140
GRP 541	MEDICINAL AND PHARMACEUTICAL PRODUCTS, OTHER THAN MEDICAMENTS OF GROUP 542	-	-	2	-	-	5
GRP 553	PERFUMERY, COSMETIC OR TOILET PREPARATIONS (EXCLUDING SOAPS)	-	-	11,921	-	-	8,455
GRP 554	SOAP, CLEANSING AND POLISHING PREPARATIONS	-	-	500	-	-	394
GRP 562	FERTILIZERS (OTHER THAN THOSE OF GROUP 272)	-	-	44,241	-	-	22,264
GRP 571	POLYMERS OF ETHYLENE, IN PRIMARY FORMS	-	-	-	-	-	88
GRP 574	POLYACETALS, OTHER POLYETHERS AND EPOXIDE RESINS, IN PRIMARY FORMS; POLYCARBONATES, ALKYD RESINS, POLYALLYL ESTERS AND OTHER POLYESTERS, IN PRIMARY FORMS	3	3	7,012	-	-	-
GRP 581	TUBES, PIPES AND HOSES, AND FITTINGS THEREFOR, OF PLASTICS	196	196	-	-	18	2
GRP 582	PLATES, SHEETS, FILM, FOIL AND STRIP, OF PLASTICS	-	-	314	-	-	704
GRP 583	MONOFILAMENT OF WHICH ANY CROSS-SECTIONAL DIMENSION EXCEEDS 1 MM, RODS, STICKS AND PROFILE SHAPES, WHETHER OR NOT SURFACE-WORKED BUT NOT OTHERWISE WORKED, OF PLASTICS	-	-	-	-	-	-
GRP 591	INSECTICIDES, RODENTICIDES, FUNGICIDES, HERBICIDES, ANTI-SPROUTING PRODUCTS AND PLANT-GROWTH REGULATORS, DISINFECTANTS AND SIMILAR PRODUCTS, PUT UP IN FORMS OR PACKINGS FOR RETAIL SALE OR AS PREPARATIONS OR ARTICLES (E.G., SULPHUR-TREATED BANDS, WICKS AND CANDLES, AND FLY-PAPERS)	-	-	294	-	-	41

JADUAL 20 (SAMB) : EKSPORT, EKSPORT SEMULA DAN IMPORT MENGIKUT KUMPULAN, BAHAGIAN, DAN SEKSYEN BARANGAN
BAGI 10 RAKAN DAGANGAN UTAMA (RM RIBU), 2022-2023
TABLE 20 (CONT'D) : EXPORTS, RE-EXPORTS, AND IMPORTS COMMODITY GROUPS, DIVISIONS, AND SECTIONS
FOR TOP 10 TRADING PARTNERS (RM THOUSAND), 2022-2023

GROUP/ DIV/ SECT	NEGARA / COUNTRY	2022			2023		
		EKSPORT	EKSPORT SEMULA	IMPORT	EKSPORT	EKSPORT SEMULA	IMPORT
		EXPORTS	RE-EXPORTS	IMPORTS	EXPORTS	RE-EXPORTS	IMPORTS
GRP 592	STARCHES, INULIN AND WHEAT GLUTEN; ALBUMINOIDAL SUBSTANCES; GLUES	-	-	208	-	-	71
GRP 593	EXPLOSIVES AND PYROTECHNIC PRODUCTS	-	-	88	-	-	-
GRP 597	PREPARED ADDITIVES FOR MINERAL OILS AND THE LIKE; PREPARED LIQUIDS FOR HYDRAULIC TRANSMISSION; ANTI-FREEZING PREPARATIONS AND PREPARED DE-ICING FLUIDS; LUBRICATING PREPARATIONS	-	-	-	-	-	15
GRP 598	MISCELLANEOUS CHEMICAL PRODUCTS, N.E.S.	315	315	5,546	-	66	904
GRP 621	MATERIALS OF RUBBER (E.G., PASTES, PLATES, SHEETS, RODS, THREAD, TUBES, OF RUBBER)	-	-	2	-	2	-
GRP 625	RUBBER TYRES, INTERCHANGEABLE TYRE TREADS, TYRE FLAPS AND INNER TUBES FOR WHEELS OF ALL KINDS	-	-	19,552	-	-	18,389
GRP 629	ARTICLES OF RUBBER, N.E.S.	166	166	73	-	82	36
GRP 634	VENEERS, PLYWOOD, PARTICLE BOARD, AND OTHER WOOD, WORKED, N.E.S.	3,292	-	20,527	-	-	21,164
GRP 635	WOOD MANUFACTURES, N.E.S.	-	-	87	-	-	142
GRP 641	PAPER AND PAPERBOARD	91	-	10,294	121	-	7,439
GRP 642	PAPER AND PAPERBOARD, CUT TO SIZE OR SHAPE, AND ARTICLES OF PAPER OR PAPERBOARD	4	4	3,473	-	-	7,582
GRP 651	TEXTILE YARN	-	-	33	-	-	-
GRP 653	FABRICS, WOVEN, OF MAN-MADE TEXTILE MATERIALS (NOT INCLUDING NARROW OR SPECIAL FABRICS)	-	-	4,348	-	-	3,083
GRP 657	SPECIAL YARNS, SPECIAL TEXTILE FABRICS AND RELATED PRODUCTS	-	-	4	-	22	61
GRP 658	MADE-UP ARTICLES, WHOLLY OR CHIEFLY OF TEXTILE MATERIALS, N.E.S.	-	-	2,404	-	-	2,525
GRP 659	FLOOR COVERINGS, ETC.	-	-	33	-	-	-
GRP 661	LIME, CEMENT, AND FABRICATED CONSTRUCTION MATERIALS (EXCEPT GLASS AND CLAY MATERIALS)	-	-	327,559	-	-	398,419
GRP 662	CLAY CONSTRUCTION MATERIALS AND REFRACTORY CONSTRUCTION MATERIALS	-	-	4,172	-	-	3,219
GRP 664	GLASS	-	-	240	-	-	287
GRP 667	PEARLS AND PRECIOUS OR SEMIPRECIOUS STONES, UNWORKED OR WORKED	-	-	5	-	-	-
GRP 671	PIG-IRON, SPIEGELEISEN, SPONGE IRON, IRON OR STEEL GRANULES AND POWDERS AND FERRO-ALLOYS	158,070	-	-	309,592	-	-
GRP 673	FLAT-ROLLED PRODUCTS OF IRON OR NON- ALLOY STEEL, NOT CLAD, PLATED OR COATED	-	-	907	-	-	26,481
GRP 674	FLAT-ROLLED PRODUCTS OF IRON OR NON- ALLOY STEEL, CLAD, PLATED OR COATED	-	-	96,371	-	-	69,950
GRP 675	FLAT-ROLLED PRODUCTS OF ALLOY STEEL	-	-	6,374	-	-	-
GRP 676	IRON AND STEEL BARS, RODS, ANGLES, SHAPES AND SECTIONS (INCLUDING SHEET PILING)	-	-	1,095	-	-	16,635
GRP 679	TUBES, PIPES AND HOLLOW PROFILES, AND TUBE OR PIPE FITTINGS, OF IRON OR STEEL	244	244	3,018	-	39	362
GRP 682	COPPER	-	-	-	-	-	10
GRP 684	ALUMINIUM	-	-	-	-	-	-
GRP 686	ZINC	-	-	-	-	-	21
GRP 691	STRUCTURES AND PARTS OF STRUCTURES, N.E.S., OF IRON, STEEL OR ALUMINIUM	-	-	39,179	-	-	175
GRP 692	METAL CONTAINERS FOR STORAGE OR TRANSPORT	-	-	16	-	-	-
GRP 693	WIRE PRODUCTS (EXCLUDING INSULATED ELECTRICAL WIRING) AND FENCING GRILLS	13	13	-	-	307	23
GRP 694	NAILS, SCREWS, NUTS, BOLTS, RIVETS AND THE LIKE, OF IRON, STEEL, COPPER OR ALUMINIUM	5	5	136	-	38	-
GRP 695	TOOLS FOR USE IN THE HAND OR IN MACHINES	3,441	3,441	124	-	425	24
GRP 696	CUTLERY	-	-	8	-	-	33
GRP 697	HOUSEHOLD EQUIPMENT OF BASE METAL, N.E.S.	-	-	-	-	-	7
GRP 699	MANUFACTURES OF BASE METAL, N.E.S.	204	204	-	-	90	83
GRP 712	STEAM TURBINES AND OTHER VAPOUR TURBINES AND PARTS THEREOF, N.E.S.	-	-	-	-	-	-
GRP 716	ROTATING ELECTRIC PLANT AND PARTS THEREOF, N.E.S.	16	16	-	-	-	1,007
GRP 718	POWER-GENERATING MACHINERY AND PARTS THEREOF, N.E.S.	111	111	-	-	356	-

JADUAL 20 (SAMB) : EKSPORT, EKSPORT SEMULA DAN IMPORT MENGIKUT KUMPULAN, BAHAGIAN, DAN SEKSYEN BARANGAN
BAGI 10 RAKAN DAGANGAN UTAMA (RM RIBU), 2022-2023
TABLE 20 (CONT'D) : EXPORTS, RE-EXPORTS, AND IMPORTS COMMODITY GROUPS, DIVISIONS, AND SECTIONS
FOR TOP 10 TRADING PARTNERS (RM THOUSAND), 2022-2023

GROUP/ DIV/ SECT	NEGARA / COUNTRY	2022			2023		
		EKSPORT	EKSPORT SEMULA	IMPORT	EKSPORT	EKSPORT SEMULA	IMPORT
		EXPORTS	RE-EXPORTS	IMPORTS	EXPORTS	RE-EXPORTS	IMPORTS
GRP 721	AGRICULTURAL MACHINERY (EXCLUDING TRACTORS) AND PARTS THEREOF	-	-	1,241	-	-	527
GRP 723	CIVIL ENGINEERING AND CONTRACTORS' PLANT AND EQUIPMENT; PARTS THEREOF	1,813	1,813	498	-	3,078	963
GRP 724	TEXTILE AND LEATHER MACHINERY AND PARTS THEREOF, N.E.S.	-	-	6,834	-	-	9,284
GRP 726	PRINTING AND BOOKBINDING MACHINERY AND PARTS THEREOF	-	-	52	-	-	2
GRP 727	FOOD-PROCESSING MACHINES (EXCLUDING DOMESTIC); PARTS THEREOF	-	-	-	-	-	-
GRP 728	OTHER MACHINERY AND EQUIPMENT SPECIALIZED FOR PARTICULAR INDUSTRIES; PARTS THEREOF, N.E.S.	994	994	472	-	786	341
GRP 731	MACHINE TOOLS WORKING BY REMOVING METAL OR OTHER MATERIAL	150	150	-	-	-	-
GRP 735	PARTS, N.E.S., AND ACCESSORIES SUITABLE FOR USE SOLELY OR PRINCIPALLY WITH THE MACHINES FALLING WITHIN GROUPS 731 AND 733 (INCLUDING WORK OR TOOL HOLDERS, SELF-OPENING DIE-HEADS, DIVIDING HEADS AND OTHER SPECIAL ATTACHMENTS FOR MACHINE TOOLS); TOOL HOLDER	6	6	-	-	-	-
GRP 737	METALWORKING MACHINERY (OTHER THAN MACHINE TOOLS) AND PARTS THEREOF, N.E.S.	-	-	781	-	-	856
GRP 741	HEATING AND COOLING EQUIPMENT AND PARTS THEREOF, N.E.S.	-	-	5,132	-	330	5,983
GRP 742	PUMPS FOR LIQUIDS, WHETHER OR NOT FITTED WITH A MEASURING DEVICE; LIQUID ELEVATORS; PARTS FOR SUCH PUMPS AND LIQUID ELEVATORS	292	292	2,056	-	-	2
GRP 743	PUMPS (OTHER THAN PUMPS FOR LIQUIDS), AIR OR OTHER GAS COMPRESSORS AND FANS; VENTILATING OR RECYCLING HOODS INCORPORATING A FAN, WHETHER OR NOT FITTED WITH FILTERS; CENTRIFUGES; FILTERING OR PURIFYING APPARATUS; PARTS THEREOF	23	23	6	-	125	24
GRP 744	MECHANICAL HANDLING EQUIPMENT AND PARTS THEREOF, N.E.S.	310	310	1,680	-	9	-
GRP 745	NON-ELECTRICAL MACHINERY, TOOLS AND MECHANICAL APPARATUS AND PARTS THEREOF, N.E.S.	3	3	510	-	2	520
GRP 746	BALL- OR ROLLER BEARINGS	5	5	-	-	16	-
GRP 747	TAPS, COCKS, VALVES AND SIMILAR APPLIANCES FOR PIPES, BOILER SHELLS, TANKS, VATS OR THE LIKE, INCLUDING PRESSURE-REDUCING VALVES AND THERMOSTATICALLY CONTROLLED VALVES	159	159	14	-	126	9
GRP 748	TRANSMISSION SHAFTS (INCLUDING CAMSHAFTS AND CRANKSHAFTS) AND CRANKS; BEARING HOUSINGS AND PLAIN SHAFT BEARINGS; GEARS AND GEARING; BALL OR ROLLER SCREWS; GEARBOXES AND OTHER SPEED CHANGERS (INCLUDING TORQUE CONVERTERS); FLYWHEELS AND PULLEYS (INCLUDING PULLEY BLOCKS); CLUTCHES AND SHAFT COUPLINGS (INCLUDING UNIVERSAL JOINTS); ARTICULATED LINK CHAIN; PARTS THEREOF	39	39	13	-	101	-
GRP 749	NON-ELECTRIC PARTS AND ACCESSORIES OF MACHINERY, N.E.S.	61	61	25	-	80	2,727
GRP 751	OFFICE MACHINES	-	-	74	-	-	99
GRP 752	AUTOMATIC DATA-PROCESSING MACHINES AND UNITS THEREOF; MAGNETIC OR OPTICAL READERS, MACHINES FOR TRANSCRIBING DATA ONTO DATA MEDIA IN CODED FORM AND MACHINES FOR PROCESSING SUCH DATA, N.E.S.	64	64	-	-	11	6
GRP 759	PARTS AND ACCESSORIES (OTHER THAN COVERS, CARRYING CASES AND THE LIKE) SUITABLE FOR USE SOLELY OR PRINCIPALLY WITH MACHINES FALLING WITHIN GROUPS 751 AND 752	-	-	38	-	-	18
GRP 761	MONITORS AND PROJECTORS, NOT INCORPORATING TELEVISION RECEPTION APPARATUS; RECEPTION APPARATUS FOR TELEVISION, WHETHER OR NOT INCORPORATING RADIO-BROADCAST RECEIVERS OR SOUND OR VIDEO RECORDING OR REPRODUCING APPARATUS	7	7	19,689	-	-	20,005

JADUAL 20 (SAMB) : EKSPORT, EKSPORT SEMULA DAN IMPORT MENGIKUT KUMPULAN, BAHAGIAN, DAN SEKSYEN BARANGAN
BAGI 10 RAKAN DAGANGAN UTAMA (RM RIBU), 2022-2023
TABLE 20 (CONT'D) : EXPORTS, RE-EXPORTS, AND IMPORTS COMMODITY GROUPS, DIVISIONS, AND SECTIONS
FOR TOP 10 TRADING PARTNERS (RM THOUSAND), 2022-2023

GROUP/ DIV/ SECT	NEGARA / COUNTRY	2022			2023		
		EKSPORT	EKSPORT SEMULA	IMPORT	EKSPORT	EKSPORT SEMULA	IMPORT
		EXPORTS	RE-EXPORTS	IMPORTS	EXPORTS	RE-EXPORTS	IMPORTS
GRP 762	RECEPTION APPARATUS FOR RADIO-BROADCASTING, WHETHER OR NOT COMBINED, IN THE SAME HOUSING, WITH SOUND RECORDING OR REPRODUCING APPARATUS OR A CLOCK	-	-	176	-	-	742
GRP 763	SOUND RECORDING OR REPRODUCING APPARATUS; VIDEO RECORDING OR REPRODUCING APPARATUS; WHETHER OR NOT INCORPORATING A VIDEO TUNER	-	-	186	-	-	98
GRP 764	TELECOMMUNICATIONS EQUIPMENT, N.E.S., AND PARTS, N.E.S., AND ACCESSORIES OF APPARATUS FALLING WITHIN DIVISION 76	92	92	375	-	7	368
GRP 771	ELECTRIC POWER MACHINERY (OTHER THAN ROTATING ELECTRIC PLANT OF GROUP 716) AND PARTS THEREOF	142	142	1,313	-	-	10,059
GRP 772	ELECTRICAL APPARATUS FOR SWITCHING OR PROTECTING ELECTRICAL CIRCUITS OR FOR MAKING CONNECTIONS TO OR IN ELECTRICAL CIRCUITS (E.G., SWITCHES, RELAYS, FUSES, LIGHTNING ARRESTERS, VOLTAGE LIMITERS, SURGE SUPPRESSORS, PLUGS AND SOCKETS, LAMP-HOLDERS AND JUNCTION BOXES); ELECTRICAL RESISTORS (INCLUDING RHEOSTATS AND POTENTIOMETERS), OTHER THAN HEATING RESISTORS; PRINTED CIRCUITS; BOARDS, PANELS (INCLUDING NUMERICAL CONTROL PANELS), CONSOLES, DESKS, CABINETS AND OTHER BASES, EQUIPPED WITH TWO OR MORE APPARATUS FOR SWITCHING, PROTECTING OR FOR MAKING CONNECTIONS TO OR IN ELECTRICAL CIRCUITS, FOR ELECTRIC CONTROL OR THE DISTRIBUTION OF ELECTRICITY (EXCLUDING SWITCHING APPARATUS OF SUBGROUP 764.1)	278	278	5	-	315	11
GRP 773	EQUIPMENT FOR DISTRIBUTING ELECTRICITY, N.E.S.	34	34	37	-	5	15
GRP 774	ELECTRODIAGNOSTIC APPARATUS FOR MEDICAL, SURGICAL, DENTAL OR VETERINARY PURPOSES, AND RADIOLOGICAL APPARATUS	-	-	-	-	-	-
GRP 775	HOUSEHOLD-TYPE ELECTRICAL AND NON-ELECTRICAL EQUIPMENT, N.E.S.	-	-	8,475	-	-	4,666
GRP 776	THERMIONIC, COLD CATHODE OR PHOTO-CATHODE VALVES AND TUBES (E.G., VACUUM OR VAPOUR OR GAS-FILLED VALVES AND TUBES, MERCURY ARC RECTIFYING VALVES AND TUBES, CATHODE-RAY TUBES, TELEVISION CAMERA TUBES); DIODES, TRANSISTORS AND SIMILAR SEMICONDUCTOR DEVICES;	67	67	4,150	-	-	8,492
GRP 778	ELECTRICAL MACHINERY AND APPARATUS, N.E.S.	129	129	305	-	241	312
GRP 781	MOTOR CARS AND OTHER MOTOR VEHICLES PRINCIPALLY DESIGNED FOR THE TRANSPORT OF PERSONS (OTHER THAN MOTOR VEHICLES FOR THE TRANSPORT OF TEN OR MORE PERSONS, INCLUDING THE DRIVER), INCLUDING STATION-WAGONS AND RACING CARS	-	-	-	-	-	-
GRP 782	MOTOR VEHICLES FOR THE TRANSPORT OF GOODS AND SPECIAL-PURPOSE MOTOR VEHICLES	-	-	-	-	-	-
GRP 784	PARTS AND ACCESSORIES OF THE MOTOR VEHICLES OF GROUPS 722, 781, 782 AND 783	-	-	62	-	11	10
GRP 785	MOTOR CYCLES (INCLUDING MOPEDS) AND CYCLES, MOTORIZED AND NON-MOTORIZED; INVALID CARRIAGES	-	-	637	-	-	2
GRP 786	TRAILERS AND SEMI-TRAILERS; OTHER VEHICLES, NOT MECHANICALLY-PROPELLED; SPECIALLY DESIGNED AND EQUIPPED TRANSPORT CONTAINERS	-	-	7	-	-	-
GRP 811	PREFABRICATED BUILDINGS	-	-	77,307	-	-	3,497
GRP 812	SANITARY, PLUMBING AND HEATING FIXTURES AND FITTINGS, N.E.S.	-	-	136	-	-	146
GRP 813	LIGHTING FIXTURES AND FITTINGS, N.E.S.	-	-	189	-	-	25
GRP 821	FURNITURE AND PARTS THEREOF; BEDDING, MATTRESSES, MATTRESS SUPPORTS, CUSHIONS AND SIMILAR STUFFED FURNISHINGS	2	2	3,260	-	-	2,066

JADUAL 20 (SAMB) : EKSPORT, EKSPORT SEMULA DAN IMPORT MENGIKUT KUMPULAN, BAHAGIAN, DAN SEKSYEN BARANGAN
BAGI 10 RAKAN DAGANGAN UTAMA (RM RIBU), 2022-2023
TABLE 20 (CONT'D) : EXPORTS, RE-EXPORTS, AND IMPORTS COMMODITY GROUPS, DIVISIONS, AND SECTIONS
FOR TOP 10 TRADING PARTNERS (RM THOUSAND), 2022-2023

GROUP/ DIV/ SECT	NEGARA / COUNTRY	2022			2023		
		EKSPORT	EKSPORT SEMULA	IMPORT	EKSPORT	EKSPORT SEMULA	IMPORT
		EXPORTS	RE-EXPORTS	IMPORTS	EXPORTS	RE-EXPORTS	IMPORTS
GRP 831	TRUNKS, SUITCASES, VANITY CASES, EXECUTIVE CASES, BRIEFCASES, SCHOOL SATCHES, SPECTACLE CASES, BINOCULAR CASES, CAMERA CASES, MUSICAL INSTRUMENT CASES, GUN CASES, HOLSTERS AND SIMILAR CONTAINERS; TRAVELLING BAGS, INSULATED FOOD OR BEVERAGES BAGS, TOILET BAGS, RUCKSACKS, HANDBAGS, SHOPPING BAGS, WALLETS, PURSES, MAP CASES, CIGARETTE CASES, TOBACCO POUCHES, TOOL BAGS, SPORTS BAGS, BOTTLE CASES, JEWELLERY BOXES, POWDER BOXES, CUTLERY CASES AND SIMILAR CONTAINERS, OF LEATHER OR OF COMPOSITION LEATHER, OF SHEETING OF PLASTICS, OF TEXTILE MATERIALS, OF VULCANIZED FIBRE OR OF PAPERBOARD, OR WHOLLY OR MAINLY COVERED WITH SUCH MATERIALS OR WITH PAPER; TRAVEL SETS FOR PERSONAL TOILET, SEWING OR SHOE OR CLOTHES CLEANING.	-	-	166	-	-	18
GRP 841	MEN'S OR BOYS' COATS, CAPES, JACKETS, SUITS, BLAZERS, TROUSERS, SHORTS, SHIRTS, UNDERWEAR, NIGHTWEAR AND SIMILAR ARTICLES OF TEXTILE FABRICS, NOT KNITTED OR CROCHETED (OTHER THAN THOSE OF SUBGROUP 845.2)	-	-	35	-	-	16
GRP 842	WOMEN'S OR GIRLS' COATS, CAPES, JACKETS, SUITS, TROUSERS, SHORTS, SHIRTS, DRESSES AND SKIRTS, UNDERWEAR, NIGHTWEAR AND SIMILAR ARTICLES OF TEXTILE FABRICS, NOT KNITTED OR CROCHETED (OTHER THAN THOSE OF SUBGROUP 845.2)	-	-	37	-	-	47
GRP 843	MEN'S OR BOYS' COATS, CAPES, JACKETS, SUITS, BLAZERS, TROUSERS, SHORTS, SHIRTS, UNDERWEAR, NIGHTWEAR AND SIMILAR ARTICLES OF TEXTILE FABRICS, KNITTED OR CROCHETED (OTHER THAN THOSE OF SUBGROUP 845.2)	-	-	51	-	-	15
GRP 844	WOMEN'S OR GIRLS' COATS, CAPES, JACKETS, SUITS, TROUSERS, SHORTS, SHIRTS, DRESSES AND SKIRTS, UNDERWEAR, NIGHTWEAR AND SIMILAR ARTICLES OF TEXTILE FABRICS, KNITTED OR CROCHETED (OTHER THAN THOSE OF SUBGROUP 845.2)	-	-	23	-	-	14
GRP 845	ARTICLES OF APPAREL, OF TEXTILE FABRICS, WHETHER OR NOT KNITTED OR CROCHETED, N.E.S.	-	-	97	-	-	40
GRP 846	CLOTHING ACCESSORIES, OF TEXTILE FABRICS, WHETHER OR NOT KNITTED OR CROCHETED (OTHER THAN THOSE FOR BABIES)	-	-	36	-	-	15
GRP 848	ARTICLES OF APPAREL AND CLOTHING ACCESSORIES OF OTHER THAN TEXTILE FABRICS; HEADGEAR OF ALL MATERIALS	-	-	25	-	-	127
GRP 851	FOOTWEAR	-	-	45	-	-	486
GRP 873	METERS AND COUNTERS, N.E.S.	-	-	-	-	-	-
GRP 874	MEASURING, CHECKING, ANALYSING AND CONTROLLING INSTRUMENTS AND APPARATUS, N.E.S.	8,478	8,478	1,165	-	5,684	981
GRP 892	PRINTED MATTER	-	-	-	-	-	91
GRP 893	ARTICLES, N.E.S., OF PLASTICS	6	6	717	-	16	714
GRP 894	BABY CARRIAGES, TOYS, GAMES AND SPORTING GOODS	-	-	165	-	-	-
GRP 895	OFFICE AND STATIONERY SUPPLIES, N.E.S.	-	-	94	-	-	8
GRP 897	JEWELLERY, GOLDSMITHS' AND SILVERSMITHS' WARES, AND OTHER ARTICLES OF PRECIOUS OR SEMIPRECIOUS MATERIALS, N.E.S.	-	-	214	-	-	31
GRP 898	MUSICAL INSTRUMENTS AND PARTS AND ACCESSORIES THEREOF; RECORDS, TAPES AND OTHER SOUND OR SIMILAR RECORDINGS (EXCLUDING GOODS OF GROUPS 763 AND 883)	-	-	15	-	-	30
GRP 899	MISCELLANEOUS MANUFACTURED ARTICLES, N.E.S.	230	-	-	-	-	66
GRP 931	SPECIAL TRANSACTIONS AND COMMODITIES NOT CLASSIFIED ACCORDING TO KIND	108	107	451	5	209	472

JADUAL 20 (SAMB) : EKSPORT, EKSPORT SEMULA DAN IMPORT MENGIKUT KUMPULAN, BAHAGIAN, DAN SEKSYEN BARANGAN
BAGI 10 RAKAN DAGANGAN UTAMA (RM RIBU), 2022-2023
TABLE 20 (CONT'D) : EXPORTS, RE-EXPORTS, AND IMPORTS COMMODITY GROUPS, DIVISIONS, AND SECTIONS
FOR TOP 10 TRADING PARTNERS (RM THOUSAND), 2022-2023

GROUP/ DIV/ SECT	NEGARA / COUNTRY	2022			2023		
		EKSPORT	EKSPORT SEMULA	IMPORT	EKSPORT	EKSPORT SEMULA	IMPORT
		EXPORTS	RE-EXPORTS	IMPORTS	EXPORTS	RE-EXPORTS	IMPORTS
DIV 00	LIVE ANIMALS OTHER THAN ANIMALS OF DIVISION 03	-	-	4	-	-	-
DIV 02	DAIRY PRODUCTS AND BIRDS' EGGS	-	-	11	-	-	-
DIV 03	FISH (NOT MARINE MAMMALS), CRUSTACEANS, MOLLUSCS AND AQUATIC INVERTEBRATES, AND PREPARATIONS THEREOF	1,758	-	10,624	464	-	9,251
DIV 04	CEREALS AND CEREAL PREPARATIONS	299	-	425,257	88	-	465,979
DIV 05	VEGETABLES AND FRUIT	-	-	944	-	-	1,276
DIV 06	SUGARS, SUGAR PREPARATIONS AND HONEY	-	-	175	-	-	-
DIV 07	COFFEE, TEA, COCOA, SPICES, AND MANUFACTURES THEREOF	-	-	376	-	-	420
DIV 08	FEEDING STUFF FOR ANIMALS (NOT INCLUDING UNMILLED CEREALS)	15,334	-	27,625	24,400	-	22,132
DIV 09	MISCELLANEOUS EDIBLE PRODUCTS AND PREPARATIONS	-	-	61	-	-	58
DIV 11	BEVERAGES	-	-	197	-	-	417
DIV 12	TOBACCO AND TOBACCO MANUFACTURES	-	-	6	-	-	5
DIV 21	HIDES, SKINS AND FURSKINS, RAW	123	-	-	-	-	-
DIV 22	OIL-SEEDS AND OLEAGINOUS FRUITS	-	-	56	-	-	597
DIV 23	CRUDE RUBBER (INCLUDING SYNTHETIC AND RECLAIMED)	-	-	-	-	-	-
DIV 24	CORK AND WOOD	5,861	-	-	-	-	-
DIV 26	TEXTILE FIBRES (OTHER THAN WOOL TOPS AND OTHER COMBED WOOL) AND THEIR WASTES (NOT MANUFACTURED INTO YARN OR FABRIC)	-	-	240	-	-	149
DIV 27	CRUDE FERTILIZERS, OTHER THAN THOSE OF DIVISION 56, AND CRUDE MINERALS (EXCLUDING COAL, PETROLEUM AND PRECIOUS STONES)	-	-	20,702	-	-	9,012
DIV 29	CRUDE ANIMAL AND VEGETABLE MATERIALS, N.E.S.	-	-	33	-	-	115
DIV 33	PETROLEUM, PETROLEUM PRODUCTS AND RELATED MATERIALS	436,037	3	2,706	-	-	5,924
DIV 34	GAS, NATURAL AND MANUFACTURED	-	-	-	-	-	66,124
DIV 41	ANIMAL OILS AND FATS	-	-	-	266	-	-
DIV 42	FIXED VEGETABLE FATS AND OILS, CRUDE, REFINED OR FRACTIONATED	721,788	-	-	1,062,843	-	-
DIV 43	ANIMAL OR VEGETABLE FATS AND OILS, PROCESSED; WAXES OF ANIMAL OR VEGETABLE ORIGIN; INEDIBLE MIXTURES OR PREPARATIONS OF ANIMAL OR VEGETABLE FATS OR OILS, N.E.S.	36,812	-	-	-	-	-
DIV 51	ORGANIC CHEMICALS	184,049	-	272	169,933	-	-
DIV 52	INORGANIC CHEMICALS	-	-	19,368	17,212	4	11,330
DIV 53	DYEING, TANNING AND COLOURING MATERIALS	-	-	2,961	-	-	140
DIV 54	MEDICINAL AND PHARMACEUTICAL PRODUCTS	-	-	2	-	-	5
DIV 55	ESSENTIAL OILS AND RESINOIDS AND PERFUME MATERIALS; TOILET, POLISHING AND CLEANSING PREPARATIONS	-	-	12,421	-	-	8,849
DIV 56	FERTILIZERS (OTHER THAN THOSE OF GROUP 272)	-	-	44,241	-	-	22,264
DIV 57	PLASTICS IN PRIMARY FORMS	3	3	7,012	-	-	88
DIV 58	PLASTICS IN NON-PRIMARY FORMS	196	196	314	-	18	706
DIV 59	CHEMICAL MATERIALS AND PRODUCTS, N.E.S.	315	315	6,135	-	66	1,030
DIV 62	RUBBER MANUFACTURES, N.E.S.	166	166	19,627	-	84	18,425
DIV 63	CORK AND WOOD MANUFACTURES (EXCLUDING FURNITURE)	3,292	-	20,614	-	-	21,306
DIV 64	PAPER, PAPERBOARD AND ARTICLES OF PAPER PULP, OF PAPER OR OF PAPERBOARD	95	4	13,766	121	-	15,022
DIV 65	TEXTILE YARN, FABRICS, MADE-UP ARTICLES, N.E.S., AND RELATED PRODUCTS	-	-	6,823	-	22	5,669
DIV 66	NON-METALLIC MINERAL MANUFACTURES, N.E.S.	-	-	331,976	-	-	401,924
DIV 67	IRON AND STEEL	158,314	244	107,766	309,592	39	113,429
DIV 68	NON-FERROUS METALS	-	-	-	-	-	31
DIV 69	MANUFACTURES OF METALS, N.E.S.	3,663	3,663	39,463	-	859	344
DIV 71	POWER-GENERATING MACHINERY AND EQUIPMENT	128	128	-	-	356	1,007
DIV 72	MACHINERY SPECIALIZED FOR PARTICULAR INDUSTRIES	2,807	2,807	9,099	-	3,865	11,116
DIV 73	METALWORKING MACHINERY	155	155	781	-	-	856

JADUAL 20 (SAMB) : EKSPORT, EKSPORT SEMULA DAN IMPORT MENGIKUT KUMPULAN, BAHAGIAN, DAN SEKSYEN BARANGAN
BAGI 10 RAKAN DAGANGAN UTAMA (RM RIBU), 2022-2023
TABLE 20 (CONT'D) : EXPORTS, RE-EXPORTS, AND IMPORTS COMMODITY GROUPS, DIVISIONS, AND SECTIONS
FOR TOP 10 TRADING PARTNERS (RM THOUSAND), 2022-2023

GROUP/ DIV/ SECT	NEGARA / COUNTRY	2022			2023		
		EKSPORT	EKSPORT SEMULA	IMPORT	EKSPORT	EKSPORT SEMULA	IMPORT
		EXPORTS	RE-EXPORTS	IMPORTS	EXPORTS	RE-EXPORTS	IMPORTS
DIV 74	GENERAL INDUSTRIAL MACHINERY AND EQUIPMENT, N.E.S., AND MACHINE PARTS, N.E.S.	893	893	9,438	-	789	9,265
DIV 75	OFFICE MACHINES AND AUTOMATIC DATA-PROCESSING MACHINES	64	64	112	-	11	124
DIV 76	TELECOMMUNICATIONS AND SOUND-RECORDING AND REPRODUCING APPARATUS AND EQUIPMENT	99	99	20,427	-	7	21,213
DIV 77	ELECTRICAL MACHINERY, APPARATUS AND APPLIANCES, N.E.S., AND ELECTRICAL PARTS THEREOF (INCLUDING NON-ELECTRICAL COUNTERPARTS, N.E.S., OF ELECTRICAL HOUSEHOLD-TYPE EQUIPMENT)	650	650	14,285	-	561	23,556
DIV 78	ROAD VEHICLES (INCLUDING AIR-CUSHION VEHICLES)	-	-	706	-	11	13
DIV 81	PREFABRICATED BUILDINGS; SANITARY, PLUMBING, HEATING AND LIGHTING FIXTURES AND FITTINGS, N.E.S.	-	-	77,632	-	-	3,667
DIV 82	FURNITURE AND PARTS THEREOF; BEDDING, MATTRESSES, MATTRESS SUPPORTS, CUSHIONS AND SIMILAR STUFFED FURNISHINGS	2	2	3,260	-	-	2,066
DIV 83	TRAVEL GOODS, HANDBAGS AND SIMILAR CONTAINERS	-	-	166	-	-	18
DIV 84	ARTICLES OF APPAREL AND CLOTHING ACCESSORIES	-	-	304	-	-	274
DIV 85	FOOTWEAR	-	-	45	-	-	486
DIV 87	PROFESSIONAL, SCIENTIFIC AND CONTROLLING INSTRUMENTS AND APPARATUS, N.E.S.	8,478	8,478	1,165	-	5,684	981
DIV 89	MISCELLANEOUS MANUFACTURED ARTICLES, N.E.S.	237	6	1,204	-	16	939
DIV 93	SPECIAL TRANSACTIONS AND COMMODITIES NOT CLASSIFIED ACCORDING TO KIND	108	107	451	5	209	472
SECT 0	FOOD AND LIVE ANIMALS	17,391	-	465,079	24,952	-	499,116
SECT 1	BEVERAGES AND TOBACCO	-	-	203	-	-	422
SECT 2	CRUDE MATERIALS, INEDIBLE, EXCEPT FUELS	5,985	-	21,031	-	-	9,873
SECT 3	MINERAL FUELS, LUBRICANTS AND RELATED MATERIALS	436,037	3	2,706	-	-	72,048
SECT 4	ANIMAL AND VEGETABLE OILS, FATS AND WAXES	758,599	-	-	1,063,108	-	-
SECT 5	CHEMICALS AND RELATED PRODUCTS, N.E.S.	184,563	514	92,725	187,145	89	44,412
SECT 6	MANUFACTURED GOODS CLASSIFIED CHIEFLY BY MATERIAL	165,531	4,078	540,035	309,713	1,004	576,149
SECT 7	MACHINERY AND TRANSPORT EQUIPMENT	4,795	4,795	54,846	-	5,598	67,150
SECT 8	MISCELLANEOUS MANUFACTURED ARTICLES	8,717	8,487	83,777	-	5,700	8,432
SECT 9	COMMODITIES AND TRANSACTIONS NOT CLASSIFIED ELSEWHERE IN THE SITC	108	107	451	5	209	472
PHILIPPINES							
JUMLAH/TOTAL		3,801,002	87,907	95,844	2,123,657	93,990	92,537
GRP 001	LIVE ANIMALS OTHER THAN ANIMALS OF DIVISION 03	2	-	3	-	-	2
GRP 017	MEAT AND EDIBLE MEAT OFFAL, PREPARED OR PRESERVED, N.E.S.	1,315	1,315	4	-	1,462	18
GRP 022	MILK AND CREAM AND MILK PRODUCTS OTHER THAN BUTTER OR CHEESE	87	87	19,257	-	-	20,766
GRP 024	CHEESE AND CURD	-	-	-	-	-	-
GRP 034	FISH, FRESH (LIVE OR DEAD), CHILLED OR FROZEN	2,049	-	-	4,194	-	-
GRP 035	FISH, DRIED, SALTED OR IN BRINE; SMOKED FISH (WHETHER OR NOT COOKED BEFORE OR DURING THE SMOKING PROCESS); FLOURS, MEALS AND PELLETS OF FISH, FIT FOR HUMAN CONSUMPTION	16	-	-	-	-	-
GRP 036	CRUSTACEANS, MOLLUSCS AND AQUATIC INVERTEBRATES, WHETHER IN SHELL OR NOT, FRESH (LIVE OR DEAD), CHILLED, FROZEN, DRIED, SALTED OR IN BRINE; CRUSTACEANS, IN SHELL, COOKED BY STEAMING OR BOILING IN WATER, WHETHER OR NOT CHILLED, FROZEN, DRIED, SALTED OR IN	14	-	16	-	-	13
GRP 037	FISH, CRUSTACEANS, MOLLUSCS AND OTHER AQUATIC INVERTEBRATES, PREPARED OR PRESERVED, N.E.S.	944	440	4,491	523	349	6,245

JADUAL 20 (SAMB) : EKSPORT, EKSPORT SEMULA DAN IMPORT MENGIKUT KUMPULAN, BAHAGIAN, DAN SEKSYEN BARANGAN
 BAGI 10 RAKAN DAGANGAN UTAMA (RM RIBU), 2022-2023
 TABLE 20 (CONT'D) : EXPORTS, RE-EXPORTS, AND IMPORTS COMMODITY GROUPS, DIVISIONS, AND SECTIONS
 FOR TOP 10 TRADING PARTNERS (RM THOUSAND), 2022-2023

GROUP/ DIV/ SECT	NEGARA / COUNTRY	2022			2023		
		EKSPORT	EKSPORT SEMULA	IMPORT	EKSPORT	EKSPORT SEMULA	IMPORT
		EXPORTS	RE-EXPORTS	IMPORTS	EXPORTS	RE-EXPORTS	IMPORTS
GRP 044	MAIZE (NOT INCLUDING SWEET CORN), UNMILLED	-	-	63	-	-	74
GRP 046	MEAL AND FLOUR OF WHEAT AND FLOUR OF MESLIN	1,260	-	-	649	-	-
GRP 047	OTHER CEREAL MEALS AND FLOURS	179	179	-	-	190	19
GRP 048	CEREAL PREPARATIONS AND PREPARATIONS OF FLOUR OR STARCH OF FRUITS OR VEGETABLES	38,934	17,091	15,399	24,668	18,135	11,696
GRP 054	VEGETABLES, FRESH, CHILLED, FROZEN OR SIMPLY PRESERVED (INCLUDING DRIED LEGUMINOUS VEGETABLES); ROOTS, TUBERS AND OTHER EDIBLE VEGETABLE PRODUCTS, N.E.S., FRESH OR DRIED	1,795	1,786	0	3	1,511	0
GRP 056	VEGETABLES, ROOTS AND TUBERS, PREPARED OR PRESERVED, N.E.S.	20	17	3	-	141	-
GRP 057	FRUIT AND NUTS (NOT INCLUDING OIL NUTS), FRESH OR DRIED	69	69	81	2	97	38
GRP 058	FRUIT, PRESERVED, AND FRUIT PREPARATIONS (EXCLUDING FRUIT JUICES)	55	55	724	-	46	425
GRP 059	FRUIT JUICES (INCLUDING GRAPE MUST) AND VEGETABLE JUICES, UNFERMENTED AND NOT CONTAINING ADDED SPIRIT, WHETHER OR NOT CONTAINING ADDED SUGAR OR OTHER SWEETENING MATTER	-	-	52	-	-	45
GRP 061	SUGARS, MOLASSES AND HONEY	-	-	-	-	3,869	-
GRP 062	SUGAR CONFECTIONERY	905	905	234	-	581	321
GRP 071	COFFEE AND COFFEE SUBSTITUTES	6,590	5,341	11	1,318	6,179	5
GRP 072	COCOA	-	-	-	-	-	-
GRP 073	CHOCOLATE AND OTHER FOOD PREPARATIONS CONTAINING COCOA, N.E.S.	2,294	2,294	187	-	2,598	52
GRP 074	TEA AND MATE	1,590	1,590	-	6	2,328	-
GRP 075	SPICES	1,031	1,031	-	16	710	-
GRP 081	FEEDING STUFF FOR ANIMALS (NOT INCLUDING UNMILLED CEREALS)	7,376	-	6	4,350	5	-
GRP 091	MARGARINE AND SHORTENING	-	-	1	-	0	1
GRP 098	EDIBLE PRODUCTS AND PREPARATIONS, N.E.S.	48,370	43,842	25,207	4,932	44,363	30,740
GRP 111	NON-ALCOHOLIC BEVERAGES, N.E.S.	3,109	2,579	78	443	403	2
GRP 112	ALCOHOLIC BEVERAGES	-	-	576	-	-	-
GRP 122	TOBACCO, MANUFACTURED (WHETHER OR NOT CONTAINING TOBACCO SUBSTITUTES)	-	-	9,184	-	-	5,359
GRP 222	OIL-SEEDS AND OLEAGINOUS FRUITS OF A KIND USED FOR THE EXTRACTION OF "SOFT" FIXED VEGETABLE OILS (EXCLUDING FLOURS AND MEALS)	17	17	-	-	-	-
GRP 223	OIL-SEEDS AND OLEAGINOUS FRUITS, WHOLE OR BROKEN, OF A KIND USED FOR THE EXTRACTION OF OTHER FIXED VEGETABLE OILS (INCLUDING FLOURS AND MEALS OF OIL-SEEDS OR OLEAGINOUS FRUIT, N.E.S.)	81	-	-	46	-	-
GRP 247	WOOD IN THE ROUGH, WHETHER OR NOT STRIPPED OF BARK OR SAPWOOD, OR ROUGHLY SQUARED	-	-	-	231	-	-
GRP 248	WOOD, SIMPLY WORKED, AND RAILWAY SLEEPERS OF WOOD	8,483	-	-	19,190	-	-
GRP 269	WORN CLOTHING AND OTHER WORN TEXTILE ARTICLES; RAGS	759	759	593	-	88	279
GRP 273	STONE, SAND AND GRAVEL	-	-	26	-	-	40
GRP 278	OTHER CRUDE MINERALS	-	-	-	-	-	-
GRP 292	CRUDE VEGETABLE MATERIALS, N.E.S.	1	1	971	0	-	3
GRP 322	BRIQUETTES, LIGNITE AND PEAT	-	-	-	-	-	-
GRP 334	PETROLEUM OILS AND OILS OBTAINED FROM BITUMINOUS MINERALS (OTHER THAN CRUDE); PREPARATIONS, N.E.S., CONTAINING BY WEIGHT 70% OR MORE OF PETROLEUM OILS OR OF OILS OBTAINED FROM BITUMINOUS MINERALS, THESE OILS BEING THE BASIC CONSTITUENTS OF THE PREPARATION	628	628	322	-	650	-
GRP 422	FIXED VEGETABLE FATS AND OILS, CRUDE, REFINED OR FRACTIONATED, OTHER THAN "SOFT"	3,227,695	-	1,290	1,633,756	18	-
GRP 431	ANIMAL OR VEGETABLE FATS AND OILS, PROCESSED; WAXES; INEDIBLE MIXTURES OR PREPARATIONS OF ANIMAL OR VEGETABLE FATS OR OILS, N.E.S.	19,015	-	-	-	-	-
GRP 512	ALCOHOLS, PHENOLS, PHENOL-ALCOHOLS, AND THEIR HALOGENATED, SULPHONATED, NITRATED OR NITROSATED DERIVATIVES	177,954	-	-	148,083	-	35
GRP 514	NITROGEN-FUNCTION COMPOUNDS	10	10	-	-	8	-

JADUAL 20 (SAMB) : EKSPORT, EKSPORT SEMULA DAN IMPORT MENGIKUT KUMPULAN, BAHAGIAN, DAN SEKSYEN BARANGAN
BAGI 10 RAKAN DAGANGAN UTAMA (RM RIBU), 2022-2023
TABLE 20 (CONT'D) : EXPORTS, RE-EXPORTS, AND IMPORTS COMMODITY GROUPS, DIVISIONS, AND SECTIONS
FOR TOP 10 TRADING PARTNERS (RM THOUSAND), 2022-2023

GROUP/ DIV/ SECT	NEGARA / COUNTRY	2022			2023		
		EKSPORT	EKSPORT SEMULA	IMPORT	EKSPORT	EKSPORT SEMULA	IMPORT
		EXPORTS	RE-EXPORTS	IMPORTS	EXPORTS	RE-EXPORTS	IMPORTS
GRP 523	SALTS AND PEROXYSALTS, OF INORGANIC ACIDS AND METALS	-	-	-	-	-	-
GRP 532	DYEING AND TANNING EXTRACTS, AND SYNTHETIC TANNING MATERIALS	-	-	-	-	-	-
GRP 533	PIGMENTS, PAINTS, VARNISHES AND RELATED MATERIALS	184	184	3	11	119	-
GRP 541	MEDICINAL AND PHARMACEUTICAL PRODUCTS, OTHER THAN MEDICAMENTS OF GROUP 542	-	-	-	-	-	309
GRP 542	MEDICAMENTS (INCLUDING VETERINARY MEDICAMENTS)	78	78	-	-	50	-
GRP 551	ESSENTIAL OILS, PERFUME AND FLAVOUR MATERIALS	-	-	-	-	-	-
GRP 553	PERFUMERY, COSMETIC OR TOILET PREPARATIONS (EXCLUDING SOAPS)	340	340	4,454	-	194	3,672
GRP 554	SOAP, CLEANSING AND POLISHING PREPARATIONS	1,490	1,490	809	-	1,424	0
GRP 562	FERTILIZERS (OTHER THAN THOSE OF GROUP 272)	207,770	-	52	244,318	-	25
GRP 572	POLYMERS OF STYRENE, IN PRIMARY FORMS	-	-	-	9	-	-
GRP 574	POLYACETALS, OTHER POLYETHERS AND EPOXIDE RESINS, IN PRIMARY FORMS; POLYCARBONATES, ALKYD RESINS, POLYALLYL ESTERS AND OTHER POLYESTERS, IN PRIMARY FORMS	-	-	-	-	21	-
GRP 575	OTHER PLASTICS, IN PRIMARY FORMS	15,245	-	-	15,048	-	-
GRP 581	TUBES, PIPES AND HOSES, AND FITTINGS THEREFOR, OF PLASTICS	-	-	-	-	-	-
GRP 582	PLATES, SHEETS, FILM, FOIL AND STRIP, OF PLASTICS	-	-	-	-	43	6
GRP 583	MONOFILAMENT OF WHICH ANY CROSS-SECTIONAL DIMENSION EXCEEDS 1 MM, RODS, STICKS AND PROFILE SHAPES, WHETHER OR NOT SURFACE-WORKED BUT NOT OTHERWISE WORKED, OF PLASTICS	-	-	-	-	-	-
GRP 591	INSECTICIDES, RODENTICIDES, FUNGICIDES, HERBICIDES, ANTI-SPROUTING PRODUCTS AND PLANT-GROWTH REGULATORS, DISINFECTANTS AND SIMILAR PRODUCTS, PUT UP IN FORMS OR PACKINGS FOR RETAIL SALE OR AS PREPARATIONS OR ARTICLES (E.G., SULPHUR-TREATED BANDS, WICKS AND CANDLES, AND FLY-PAPERS)	428	428	487	-	175	254
GRP 592	STARCHES, INULIN AND WHEAT GLUTEN; ALBUMINOIDAL SUBSTANCES; GLUES	200	15	2,060	417	41	1,206
GRP 597	PREPARED ADDITIVES FOR MINERAL OILS AND THE LIKE; PREPARED LIQUIDS FOR HYDRAULIC TRANSMISSION; ANTI-FREEZING PREPARATIONS AND PREPARED DE-ICING FLUIDS; LUBRICATING PREPARATIONS	-	-	5,770	-	-	6,397
GRP 598	MISCELLANEOUS CHEMICAL PRODUCTS, N.E.S.	10	10	867	-	146	-
GRP 621	MATERIALS OF RUBBER (E.G., PASTES, PLATES, SHEETS, RODS, THREAD, TUBES, OF RUBBER)	-	-	-	-	9	-
GRP 625	RUBBER TYRES, INTERCHANGEABLE TYRE TREADS, TYRE FLAPS AND INNER TUBES FOR WHEELS OF ALL KINDS	3	3	-	-	4	-
GRP 629	ARTICLES OF RUBBER, N.E.S.	12	12	-	-	26	-
GRP 634	VENEERS, PLYWOOD, PARTICLE BOARD, AND OTHER WOOD, WORKED, N.E.S.	13,501	-	-	8,959	-	-
GRP 635	WOOD MANUFACTURES, N.E.S.	3	3	7	-	3	2
GRP 642	PAPER AND PAPERBOARD, CUT TO SIZE OR SHAPE, AND ARTICLES OF PAPER OR PAPERBOARD	-	-	69	-	16	1,152
GRP 652	COTTON FABRICS, WOVEN (NOT INCLUDING NARROW OR SPECIAL FABRICS)	-	-	-	-	-	-
GRP 657	SPECIAL YARNS, SPECIAL TEXTILE FABRICS AND RELATED PRODUCTS	23	23	17	-	-	346
GRP 658	MADE-UP ARTICLES, WHOLLY OR CHIEFLY OF TEXTILE MATERIALS, N.E.S.	226	226	-	-	17	4
GRP 659	FLOOR COVERINGS, ETC.	5	5	-	-	3	-
GRP 661	LIME, CEMENT, AND FABRICATED CONSTRUCTION MATERIALS (EXCEPT GLASS AND CLAY MATERIALS)	8	8	43	-	-	36
GRP 663	MINERAL MANUFACTURES, N.E.S.	5	5	-	-	11	-
GRP 664	GLASS	-	-	-	-	11	-
GRP 665	GLASSWARE	510	510	-	-	274	-
GRP 666	POTTERY	-	-	-	-	3	-

JADUAL 20 (SAMB) : EKSPORT, EKSPORT SEMULA DAN IMPORT MENGIKUT KUMPULAN, BAHAGIAN, DAN SEKSYEN BARANGAN
BAGI 10 RAKAN DAGANGAN UTAMA (RM RIBU), 2022-2023
TABLE 20 (CONT'D) : EXPORTS, RE-EXPORTS, AND IMPORTS COMMODITY GROUPS, DIVISIONS, AND SECTIONS
FOR TOP 10 TRADING PARTNERS (RM THOUSAND), 2022-2023

GROUP/ DIV/ SECT	NEGARA / COUNTRY	2022			2023		
		EKSPORT	EKSPORT SEMULA	IMPORT	EKSPORT	EKSPORT SEMULA	IMPORT
		EXPORTS	RE-EXPORTS	IMPORTS	EXPORTS	RE-EXPORTS	IMPORTS
GRP 671	PIG-IRON, SPIEGELEISEN, SPONGE IRON, IRON OR STEEL GRANULES AND POWDERS AND FERRO-ALLOYS	-	-	733	-	-	299
GRP 676	IRON AND STEEL BARS, RODS, ANGLES, SHAPES AND SECTIONS (INCLUDING SHEET PILING)	-	-	-	-	2	-
GRP 678	WIRE OF IRON OR STEEL	-	-	-	-	3	-
GRP 679	TUBES, PIPES AND HOLLOW PROFILES, AND TUBE OR PIPE FITTINGS, OF IRON OR STEEL	-	-	-	9,162	8	-
GRP 686	ZINC	-	-	-	-	-	-
GRP 691	STRUCTURES AND PARTS OF STRUCTURES, N.E.S., OF IRON, STEEL OR ALUMINIUM	-	-	-	-	14	-
GRP 692	METAL CONTAINERS FOR STORAGE OR TRANSPORT	15	15	-	-	19	-
GRP 693	WIRE PRODUCTS (EXCLUDING INSULATED ELECTRICAL WIRING) AND FENCING GRILLS	-	-	-	-	3	-
GRP 694	NAILS, SCREWS, NUTS, BOLTS, RIVETS AND THE LIKE, OF IRON, STEEL, COPPER OR ALUMINIUM	37	37	-	-	44	-
GRP 695	TOOLS FOR USE IN THE HAND OR IN MACHINES	-	-	-	-	29	7
GRP 697	HOUSEHOLD EQUIPMENT OF BASE METAL, N.E.S.	21	21	32	-	18	14
GRP 699	MANUFACTURES OF BASE METAL, N.E.S.	34	34	69	-	21	118
GRP 712	STEAM TURBINES AND OTHER VAPOUR TURBINES AND PARTS THEREOF, N.E.S.	-	-	-	-	-	26
GRP 713	INTERNAL COMBUSTION PISTON ENGINES AND PARTS THEREOF, N.E.S.	238	238	-	-	363	-
GRP 714	ENGINES AND MOTORS, NON-ELECTRIC (OTHER THAN THOSE OF GROUPS 712, 713 AND 718); PARTS, N.E.S., OF THESE ENGINES AND MOTORS	-	-	-	-	-	52
GRP 716	ROTATING ELECTRIC PLANT AND PARTS THEREOF, N.E.S.	-	-	72	-	4	2
GRP 718	POWER-GENERATING MACHINERY AND PARTS THEREOF, N.E.S.	5	5	-	-	-	-
GRP 721	AGRICULTURAL MACHINERY (EXCLUDING TRACTORS) AND PARTS THEREOF	34	34	-	-	-	-
GRP 723	CIVIL ENGINEERING AND CONTRACTORS' PLANT AND EQUIPMENT; PARTS THEREOF	25	25	24	-	62	-
GRP 728	OTHER MACHINERY AND EQUIPMENT SPECIALIZED FOR PARTICULAR INDUSTRIES; PARTS THEREOF, N.E.S.	159	159	-	-	-	-
GRP 731	MACHINE TOOLS WORKING BY REMOVING METAL OR OTHER MATERIAL	-	-	-	-	-	-
GRP 737	METALWORKING MACHINERY (OTHER THAN MACHINE TOOLS) AND PARTS THEREOF, N.E.S.	-	-	-	-	7	-
GRP 741	HEATING AND COOLING EQUIPMENT AND PARTS THEREOF, N.E.S.	17	17	-	-	4	-
GRP 742	PUMPS FOR LIQUIDS, WHETHER OR NOT FITTED WITH A MEASURING DEVICE; LIQUID ELEVATORS; PARTS FOR SUCH PUMPS AND LIQUID ELEVATORS	4	4	112	-	32	172
GRP 743	PUMPS (OTHER THAN PUMPS FOR LIQUIDS), AIR OR OTHER GAS COMPRESSORS AND FANS; VENTILATING OR RECYCLING HOODS INCORPORATING A FAN, WHETHER OR NOT FITTED WITH FILTERS; CENTRIFUGES; FILTERING OR PURIFYING APPARATUS; PARTS THEREOF	126	126	155	-	6	187
GRP 744	MECHANICAL HANDLING EQUIPMENT AND PARTS THEREOF, N.E.S.	4	4	-	-	-	-
GRP 745	NON-ELECTRICAL MACHINERY, TOOLS AND MECHANICAL APPARATUS AND PARTS THEREOF, N.E.S.	9	9	-	-	98	2
GRP 746	BALL- OR ROLLER BEARINGS	6	6	-	-	-	-
GRP 747	TAPS, COCKS, VALVES AND SIMILAR APPLIANCES FOR PIPES, BOILER SHELLS, TANKS, VATS OR THE LIKE, INCLUDING PRESSURE-REDUCING VALVES AND THERMOSTATICALLY CONTROLLED VALVES	19	19	5	-	-	115

JADUAL 20 (SAMB) : EKSPORT, EKSPORT SEMULA DAN IMPORT MENGIKUT KUMPULAN, BAHAGIAN, DAN SEKSYEN BARANGAN
BAGI 10 RAKAN DAGANGAN UTAMA (RM RIBU), 2022-2023
TABLE 20 (CONT'D) : EXPORTS, RE-EXPORTS, AND IMPORTS COMMODITY GROUPS, DIVISIONS, AND SECTIONS
FOR TOP 10 TRADING PARTNERS (RM THOUSAND), 2022-2023

GROUP/ DIV/ SECT	NEGARA / COUNTRY	2022			2023		
		EKSPORT	EKSPORT SEMULA	IMPORT	EKSPORT	EKSPORT SEMULA	IMPORT
		EXPORTS	RE-EXPORTS	IMPORTS	EXPORTS	RE-EXPORTS	IMPORTS
GRP 748	TRANSMISSION SHAFTS (INCLUDING CAMSHAFTS AND CRANKSHAFTS) AND CRANKS; BEARING HOUSINGS AND PLAIN SHAFT BEARINGS; GEARS AND GEARING; BALL OR ROLLER SCREWS; GEARBOXES AND OTHER SPEED CHANGERS (INCLUDING TORQUE CONVERTERS); FLYWHEELS AND PULLEYS (INCLUDING PULLEY BLOCKS); CLUTCHES AND SHAFT COUPLINGS (INCLUDING UNIVERSAL JOINTS); ARTICULATED LINK CHAIN; PARTS THEREOF	8	8	-	-	11	482
GRP 749	NON-ELECTRIC PARTS AND ACCESSORIES OF MACHINERY, N.E.S.	17	17	-	-	10	3
GRP 751	OFFICE MACHINES	-	-	-	-	-	3
GRP 752	AUTOMATIC DATA-PROCESSING MACHINES AND UNITS THEREOF; MAGNETIC OR OPTICAL READERS, MACHINES FOR TRANSCRIBING DATA ONTO DATA MEDIA IN CODED FORM AND MACHINES FOR PROCESSING SUCH DATA, N.E.S.	11	11	-	-	-	29
GRP 759	PARTS AND ACCESSORIES (OTHER THAN COVERS, CARRYING CASES AND THE LIKE) SUITABLE FOR USE SOLELY OR PRINCIPALLY WITH MACHINES FALLING WITHING GROUPS 751 AND 752	-	-	11	-	-	-
GRP 763	SOUND RECORDING OR REPRODUCING APPARATUS; VIDEO RECORDING OR REPRODUCING APPARATUS; WHETHER OR NOT INCORPORATING A VIDEO TUNER	-	-	-	-	-	-
GRP 764	TELECOMMUNICATIONS EQUIPMENT, N.E.S., AND PARTS, N.E.S., AND ACCESSORIES OF APPARATUS FALLING WITHIN DIVISION 76	-	-	-	-	76	15
GRP 771	ELECTRIC POWER MACHINERY (OTHER THAN ROTATING ELECTRIC PLANT OF GROUP 716) AND PARTS THEREOF	5	5	39	-	81	84
GRP 772	ELECTRICAL APPARATUS FOR SWITCHING OR PROTECTING ELECTRICAL CIRCUITS OR FOR MAKING CONNECTIONS TO OR IN ELECTRICAL CIRCUITS (E.G., SWITCHES, RELAYS, FUSES, LIGHTNING ARRESTERS, VOLTAGE LIMITERS, SURGE SUPPRESSORS, PLUGS AND SOCKETS, LAMP-HOLDERS AND JUNCTION BOXES); ELECTRICAL RESISTORS (INCLUDING RHEOSTATS AND POTENTIOMETERS), OTHER THAN HEATING RESISTORS; PRINTED CIRCUITS; BOARDS, PANELS (INCLUDING NUMERICAL CONTROL PANELS), CONSOLES, DESKS, CABINETS AND OTHER BASES, EQUIPPED WITH TWO OR MORE APPARATUS FOR SWITCHING, PROTECTING OR FOR MAKING CONNECTIONS TO OR IN ELECTRICAL CIRCUITS, FOR ELECTRIC CONTROL OR THE DISTRIBUTION OF ELECTRICITY (EXCLUDING SWITCHING APPARATUS OF SUBGROUP 764.1)	-	-	-	-	114	291
GRP 773	EQUIPMENT FOR DISTRIBUTING ELECTRICITY, N.E.S.	-	-	9	-	41	-
GRP 774	ELECTRODIAGNOSTIC APPARATUS FOR MEDICAL, SURGICAL, DENTAL OR VETERINARY PURPOSES, AND RADIOLOGICAL APPARATUS	-	-	203	-	-	-
GRP 776	THERMIONIC, COLD CATHODE OR PHOTO-CATHODE VALVES AND TUBES (E.G., VACUUM OR VAPOUR OR GAS-FILLED VALVES AND TUBES, MERCURY ARC RECTIFYING VALVES AND TUBES, CATHODE-RAY TUBES, TELEVISION CAMERA TUBES); DIODES, TRANSISTORS AND SIMILAR SEMICONDUCTOR DEVICES;	-	-	-	-	-	-
GRP 778	ELECTRICAL MACHINERY AND APPARATUS, N.E.S.	-	-	6	-	92	-
GRP 781	MOTOR CARS AND OTHER MOTOR VEHICLES PRINCIPALLY DESIGNED FOR THE TRANSPORT OF PERSONS (OTHER THAN MOTOR VEHICLES FOR THE TRANSPORT OF TEN OR MORE PERSONS, INCLUDING THE DRIVER), INCLUDING STATION-WAGONS AND RACING CARS	-	-	-	-	17	-
GRP 784	PARTS AND ACCESSORIES OF THE MOTOR VEHICLES OF GROUPS 722, 781, 782 AND 783	29	29	-	-	2	-

JADUAL 20 (SAMB) : EKSPORT, EKSPORT SEMULA DAN IMPORT MENGIKUT KUMPULAN, BAHAGIAN, DAN SEKSYEN BARANGAN
BAGI 10 RAKAN DAGANGAN UTAMA (RM RIBU), 2022-2023
TABLE 20 (CONT'D) : EXPORTS, RE-EXPORTS, AND IMPORTS COMMODITY GROUPS, DIVISIONS, AND SECTIONS
FOR TOP 10 TRADING PARTNERS (RM THOUSAND), 2022-2023

GROUP/ DIV/ SECT	NEGARA / COUNTRY	2022			2023		
		EKSPORT	EKSPORT SEMULA	IMPORT	EKSPORT	EKSPORT SEMULA	IMPORT
		EXPORTS	RE-EXPORTS	IMPORTS	EXPORTS	RE-EXPORTS	IMPORTS
GRP 785	MOTOR CYCLES (INCLUDING MOPEDS) AND CYCLES, MOTORIZED AND NON-MOTORIZED; INVALID CARRIAGES	25	25	-	-	41	-
GRP 786	TRAILERS AND SEMI-TRAILERS; OTHER VEHICLES, NOT MECHANICALLY-PROPELLED; SPECIALLY DESIGNED AND EQUIPPED TRANSPORT CONTAINERS	-	-	-	-	-	-
GRP 792	AIRCRAFT AND ASSOCIATED EQUIPMENT; SPACECRAFT (INCLUDING SATELLITES) AND SPACECRAFT LAUNCH VEHICLES; PARTS THEREOF	-	-	40	-	6	-
GRP 793	SHIPS, BOATS (INCLUDING HOVERCRAFT) AND FLOATING STRUCTURES	-	-	-	-	-	-
GRP 811	PREFABRICATED BUILDINGS	-	-	-	-	-	-
GRP 821	FURNITURE AND PARTS THEREOF; BEDDING, MATTRESSES, MATTRESS SUPPORTS, CUSHIONS AND SIMILAR STUFFED FURNISHINGS	138	126	204	-	154	-
GRP 831	TRUNKS, SUITCASES, VANITY CASES, EXECUTIVE CASES, BRIEFCASES, SCHOOL SATCHES, SPECTACLE CASES, BINOCULAR CASES, CAMERA CASES, MUSICAL INSTRUMENT CASES, GUN CASES, HOLSTERS AND SIMILAR CONTAINERS; TRAVELLING BAGS, INSULATED FOOD OR BEVERAGES BAGS, TOILET BAGS, RUCKSACKS, HANDBAGS, SHOPPING BAGS, WALLETTS, PURSES, MAP CASES, CIGARETTE CASES, TOBACCO POUCHES, TOOL BAGS, SPORTS BAGS, BOTTLE CASES, JEWELLERY BOXES, POWDER BOXES, CUTLERY CASES AND SIMILAR CONTAINERS, OF LEATHER OR OF COMPOSITION LEATHER, OF SHEETING OF PLASTICS, OF TEXTILE MATERIALS, OF VULCANIZED FIBRE OR OF PAPERBOARD, OR WHOLLY OR MAINLY COVERED WITH SUCH MATERIALS OR WITH PAPER; TRAVEL SETS FOR PERSONAL TOILET, SEWING OR SHOE OR CLOTHES CLEANING.	-	-	2	-	-	14
GRP 841	MEN'S OR BOYS' COATS, CAPES, JACKETS, SUITS, BLAZERS, TROUSERS, SHORTS, SHIRTS, UNDERWEAR, NIGHTWEAR AND SIMILAR ARTICLES OF TEXTILE FABRICS, NOT KNITTED OR CROCHETED (OTHER THAN THOSE OF SUBGROUP 845.2)	-	-	-	-	-	3
GRP 842	WOMEN'S OR GIRLS' COATS, CAPES, JACKETS, SUITS, TROUSERS, SHORTS, SHIRTS, DRESSES AND SKIRTS, UNDERWEAR, NIGHTWEAR AND SIMILAR ARTICLES OF TEXTILE FABRICS, NOT KNITTED OR CROCHETED (OTHER THAN THOSE OF SUBGROUP 845.2)	-	-	-	-	-	13
GRP 844	WOMEN'S OR GIRLS' COATS, CAPES, JACKETS, SUITS, TROUSERS, SHORTS, SHIRTS, DRESSES AND SKIRTS, UNDERWEAR, NIGHTWEAR AND SIMILAR ARTICLES OF TEXTILE FABRICS, KNITTED OR CROCHETED (OTHER THAN THOSE OF SUBGROUP 845.2)	-	-	8	-	-	4
GRP 845	ARTICLES OF APPAREL, OF TEXTILE FABRICS, WHETHER OR NOT KNITTED OR CROCHETED, N.E.S.	75	75	-	-	50	5
GRP 846	CLOTHING ACCESSORIES, OF TEXTILE FABRICS, WHETHER OR NOT KNITTED OR CROCHETED (OTHER THAN THOSE FOR BABIES)	37	37	26	-	7	-
GRP 848	ARTICLES OF APPAREL AND CLOTHING ACCESSORIES OF OTHER THAN TEXTILE FABRICS; HEADGEAR OF ALL MATERIALS	-	-	3	-	2	82
GRP 851	FOOTWEAR	246	246	76	-	272	77
GRP 872	INSTRUMENTS AND APPLIANCES, N.E.S., FOR MEDICAL, SURGICAL, DENTAL OR VETERINARY PURPOSES	-	-	-	-	298	-
GRP 874	MEASURING, CHECKING, ANALYSING AND CONTROLLING INSTRUMENTS AND APPARATUS, N.E.S.	9	9	39	-	273	4
GRP 881	PHOTOGRAPHIC APPARATUS AND EQUIPMENT, N.E.S.	-	-	-	-	10	-
GRP 884	OPTICAL GOODS, N.E.S.	-	-	20	-	-	29
GRP 885	WATCHES AND CLOCKS	-	-	-	-	-	-
GRP 892	PRINTED MATTER	20	20	32	13	4	3
GRP 893	ARTICLES, N.E.S., OF PLASTICS	4,040	331	20	3,264	37	41

JADUAL 20 (SAMB) : EKSPORT, EKSPORT SEMULA DAN IMPORT MENGIKUT KUMPULAN, BAHAGIAN, DAN SEKSYEN BARANGAN
BAGI 10 RAKAN DAGANGAN UTAMA (RM RIBU), 2022-2023
TABLE 20 (CONTD) : EXPORTS, RE-EXPORTS, AND IMPORTS COMMODITY GROUPS, DIVISIONS, AND SECTIONS
FOR TOP 10 TRADING PARTNERS (RM THOUSAND), 2022-2023

GROUP/ DIV/ SECT	NEGARA / COUNTRY	2022			2023		
		EKSPORT	EKSPORT SEMULA	IMPORT	EKSPORT	EKSPORT SEMULA	IMPORT
		EXPORTS	RE-EXPORTS	IMPORTS	EXPORTS	RE-EXPORTS	IMPORTS
GRP 894	BABY CARRIAGES, TOYS, GAMES AND SPORTING GOODS	-	-	23	-	6	7
GRP 898	MUSICAL INSTRUMENTS AND PARTS AND ACCESSORIES THEREOF; RECORDS, TAPES AND OTHER SOUND OR SIMILAR RECORDINGS (EXCLUDING GOODS OF GROUPS 763 AND 883)	-	-	-	-	3	-
GRP 899	MISCELLANEOUS MANUFACTURED ARTICLES, N.E.S.	297	288	-	-	304	279
GRP 931	SPECIAL TRANSACTIONS AND COMMODITIES NOT CLASSIFIED ACCORDING TO KIND	2,604	2,549	463	46	5,026	488
DIV 00	LIVE ANIMALS OTHER THAN ANIMALS OF DIVISION 03	2	-	3	-	-	2
DIV 01	MEAT AND MEAT PREPARATIONS	1,315	1,315	4	-	1,462	18
DIV 02	DAIRY PRODUCTS AND BIRDS' EGGS	87	87	19,257	-	-	20,766
DIV 03	FISH (NOT MARINE MAMMALS), CRUSTACEANS, MOLLUSCS AND AQUATIC INVERTEBRATES, AND PREPARATIONS THEREOF	3,023	440	4,507	4,717	349	6,258
DIV 04	CEREALS AND CEREAL PREPARATIONS	40,373	17,270	15,462	25,317	18,325	11,790
DIV 05	VEGETABLES AND FRUIT	1,939	1,927	859	5	1,794	508
DIV 06	SUGARS, SUGAR PREPARATIONS AND HONEY	905	905	234	-	4,451	321
DIV 07	COFFEE, TEA, COCOA, SPICES, AND MANUFACTURES THEREOF	11,505	10,257	197	1,340	11,815	57
DIV 08	FEEDING STUFF FOR ANIMALS (NOT INCLUDING UNMILLED CEREALS)	7,376	-	6	4,350	5	-
DIV 09	MISCELLANEOUS EDIBLE PRODUCTS AND PREPARATIONS	48,370	43,842	25,208	4,932	44,364	30,740
DIV 11	BEVERAGES	3,109	2,579	654	443	403	2
DIV 12	TOBACCO AND TOBACCO MANUFACTURES	-	-	9,184	-	-	5,359
DIV 22	OIL-SEEDS AND OLEAGINOUS FRUITS	98	17	-	46	-	-
DIV 24	CORK AND WOOD	8,483	-	-	19,421	-	-
DIV 26	TEXTILE FIBRES (OTHER THAN WOOL TOPS AND OTHER COMBED WOOL) AND THEIR WASTES (NOT MANUFACTURED INTO YARN OR FABRIC)	759	759	593	-	88	279
DIV 27	CRUDE FERTILIZERS, OTHER THAN THOSE OF DIVISION 56, AND CRUDE MINERALS (EXCLUDING COAL, PETROLEUM AND PRECIOUS STONES)	-	-	26	-	-	40
DIV 29	CRUDE ANIMAL AND VEGETABLE MATERIALS, N.E.S.	1	1	971	0	-	3
DIV 32	COAL, COKE AND BRIQUETTES	-	-	-	-	-	-
DIV 33	PETROLEUM, PETROLEUM PRODUCTS AND RELATED MATERIALS	628	628	322	-	650	-
DIV 42	FIXED VEGETABLE FATS AND OILS, CRUDE, REFINED OR FRACTIONATED	3,227,695	-	1,290	1,633,756	18	-
DIV 43	ANIMAL OR VEGETABLE FATS AND OILS, PROCESSED; WAXES OF ANIMAL OR VEGETABLE ORIGIN; INEDIBLE MIXTURES OR PREPARATIONS OF ANIMAL OR VEGETABLE FATS OR OILS, N.E.S.	19,015	-	-	-	-	-
DIV 51	ORGANIC CHEMICALS	177,964	10	-	148,083	8	35
DIV 52	INORGANIC CHEMICALS	-	-	-	-	-	-
DIV 53	DYEING, TANNING AND COLOURING MATERIALS	184	184	3	11	119	-
DIV 54	MEDICINAL AND PHARMACEUTICAL PRODUCTS	78	78	-	-	50	309
DIV 55	ESSENTIAL OILS AND RESINOIDS AND PERFUME MATERIALS; TOILET, POLISHING AND CLEANSING PREPARATIONS	1,829	1,829	5,264	-	1,618	3,672
DIV 56	FERTILIZERS (OTHER THAN THOSE OF GROUP 272)	207,770	-	52	244,318	-	25
DIV 57	PLASTICS IN PRIMARY FORMS	15,245	-	-	15,057	21	-
DIV 58	PLASTICS IN NON-PRIMARY FORMS	-	-	-	-	43	6
DIV 59	CHEMICAL MATERIALS AND PRODUCTS, N.E.S.	638	453	9,185	417	361	7,857
DIV 62	RUBBER MANUFACTURES, N.E.S.	15	15	-	-	39	-
DIV 63	CORK AND WOOD MANUFACTURES (EXCLUDING FURNITURE)	13,503	3	7	8,959	3	2
DIV 64	PAPER, PAPERBOARD AND ARTICLES OF PAPER PULP, OF PAPER OR OF PAPERBOARD	-	-	69	-	16	1,152
DIV 65	TEXTILE YARN, FABRICS, MADE-UP ARTICLES, N.E.S., AND RELATED PRODUCTS	253	253	17	-	20	350
DIV 66	NON-METALLIC MINERAL MANUFACTURES, N.E.S.	523	523	43	-	298	36
DIV 67	IRON AND STEEL	-	-	733	9,162	14	299

JADUAL 20 (SAMB) : EKSPORT, EKSPORT SEMULA DAN IMPORT MENGIKUT KUMPULAN, BAHAGIAN, DAN SEKSYEN BARANGAN
BAGI 10 RAKAN DAGANGAN UTAMA (RM RIBU), 2022-2023
TABLE 20 (CONT'D) : EXPORTS, RE-EXPORTS, AND IMPORTS COMMODITY GROUPS, DIVISIONS, AND SECTIONS
FOR TOP 10 TRADING PARTNERS (RM THOUSAND), 2022-2023

GROUP/ DIV/ SECT	NEGARA / COUNTRY	2022			2023		
		EKSPORT	EKSPORT SEMULA	IMPORT	EKSPORT	EKSPORT SEMULA	IMPORT
		EXPORTS	RE-EXPORTS	IMPORTS	EXPORTS	RE-EXPORTS	IMPORTS
DIV 68	NON-FERROUS METALS	-	-	-	-	-	-
DIV 69	MANUFACTURES OF METALS, N.E.S.	108	108	101	-	146	139
DIV 71	POWER-GENERATING MACHINERY AND EQUIPMENT	243	243	72	-	367	81
DIV 72	MACHINERY SPECIALIZED FOR PARTICULAR INDUSTRIES	219	219	24	-	62	-
DIV 73	METALWORKING MACHINERY	-	-	-	-	7	-
DIV 74	GENERAL INDUSTRIAL MACHINERY AND EQUIPMENT, N.E.S., AND MACHINE PARTS, N.E.S.	210	210	273	-	161	961
DIV 75	OFFICE MACHINES AND AUTOMATIC DATA-PROCESSING MACHINES	11	11	11	-	-	32
DIV 76	TELECOMMUNICATIONS AND SOUND-RECORDING AND REPRODUCING APPARATUS AND EQUIPMENT	-	-	-	-	76	15
DIV 77	ELECTRICAL MACHINERY, APPARATUS AND APPLIANCES, N.E.S., AND ELECTRICAL PARTS THEREOF (INCLUDING NON-ELECTRICAL COUNTERPARTS, N.E.S., OF ELECTRICAL HOUSEHOLD-TYPE EQUIPMENT)	5	5	257	-	328	374
DIV 78	ROAD VEHICLES (INCLUDING AIR-CUSHION VEHICLES)	54	54	-	-	60	-
DIV 79	OTHER TRANSPORT EQUIPMENT	-	-	40	-	6	-
DIV 81	PREFABRICATED BUILDINGS; SANITARY, PLUMBING, HEATING AND LIGHTING FIXTURES AND FITTINGS, N.E.S.	-	-	-	-	-	-
DIV 82	FURNITURE AND PARTS THEREOF; BEDDING, MATTRESSES, MATTRESS SUPPORTS, CUSHIONS AND SIMILAR STUFFED FURNISHINGS	138	126	204	-	154	-
DIV 83	TRAVEL GOODS, HANDBAGS AND SIMILAR CONTAINERS	-	-	2	-	-	14
DIV 84	ARTICLES OF APPAREL AND CLOTHING ACCESSORIES	112	112	37	-	59	108
DIV 85	FOOTWEAR	246	246	76	-	272	77
DIV 87	PROFESSIONAL, SCIENTIFIC AND CONTROLLING INSTRUMENTS AND APPARATUS, N.E.S.	9	9	39	-	571	4
DIV 88	PHOTOGRAPHIC APPARATUS, EQUIPMENT AND SUPPLIES AND OPTICAL GOODS, N.E.S.; WATCHES AND CLOCKS	-	-	20	-	10	29
DIV 89	MISCELLANEOUS MANUFACTURED ARTICLES, N.E.S.	4,357	640	76	3,277	355	329
DIV 93	SPECIAL TRANSACTIONS AND COMMODITIES NOT CLASSIFIED ACCORDING TO KIND	2,604	2,549	463	46	5,026	488
SECT 0	FOOD AND LIVE ANIMALS	114,896	76,043	65,737	40,661	82,565	70,460
SECT 1	BEVERAGES AND TOBACCO	3,109	2,579	9,838	443	403	5,362
SECT 2	CRUDE MATERIALS, INEDIBLE, EXCEPT FUELS	9,341	777	1,590	19,468	88	322
SECT 3	MINERAL FUELS, LUBRICANTS AND RELATED MATERIALS	628	628	322	-	650	-
SECT 4	ANIMAL AND VEGETABLE OILS, FATS AND WAXES	3,246,710	-	1,290	1,633,756	18	-
SECT 5	CHEMICALS AND RELATED PRODUCTS, N.E.S.	403,708	2,555	14,503	407,887	2,219	11,904
SECT 6	MANUFACTURED GOODS CLASSIFIED CHIEFLY BY MATERIAL	14,403	902	969	18,121	535	1,978
SECT 7	MACHINERY AND TRANSPORT EQUIPMENT	741	741	678	-	1,067	1,464
SECT 8	MISCELLANEOUS MANUFACTURED ARTICLES	4,863	1,133	455	3,277	1,420	561
SECT 9	COMMODITIES AND TRANSACTIONS NOT CLASSIFIED ELSEWHERE IN THE SITC	2,604	2,549	463	46	5,026	488

JADUAL 21 : PURATA KADAR PERTUKARAN, 2016-2023
TABLE 21 : AVERAGE EXCHANGE RATES, 2016-2023

		RM bagi satu unit matawang asing ¹ RM per unit of foreign currency						RM bagi 100 unit matawang asing ¹ RM per 100 units of foreign currency			
Tempoh Period		Dolar A.S. U.S. Dollar	Euro Euro	Paun Sterling Pound Sterling	Dolar Kanada Canadian Dollar	Dolar Australia Australian Dollar	Dolar Singapura Singapore Dollar	Baht Thai Thai Baht	Rupee India ² Indian Rupee	Dolar Hong Kong Hong Kong Dollar	Yen Jepun Japanese Yen
2016		4.1483	4.5882	5.6170	3.1290	3.0839	3.0018	11.7505	6.1719	53.4414	3.8209
2017		4.3004	4.8512	5.5371	3.3152	3.2969	3.1140	12.6705	6.6035	55.1925	3.8354
2018		4.0352	4.7646	5.3848	3.1146	3.0166	2.9914	12.4878	5.9069	51.4871	3.6533
2019		4.1425	4.6382	5.2900	3.1219	2.8794	3.0369	13.3468	5.8832	52.8722	3.8009
2020		4.2035	4.7940	5.3906	3.1344	2.8980	3.0464	13.4323	5.6722	54.1959	3.9376
2021		4.1433	4.9017	5.7002	3.3057	3.1134	3.0836	12.9677	5.6048	53.3065	3.7757
2022		4.4011	4.6318	5.4350	3.3815	3.0531	3.1915	12.5578	5.6001	56.2015	3.3616
2023		4.5604	4.9319	5.6727	3.3802	3.0301	3.3957	13.1038	5.5220	58.2573	3.2499
2022	JAN	4.1889	4.7425	5.6786	3.3177	3.0084	3.1013	12.5940	5.6271	53.7563	3.6463
	FEB	4.1877	4.7501	5.6705	3.2902	2.9983	3.1096	12.8447	5.5814	53.6871	3.6344
	MAR	4.2006	4.6285	5.5347	3.3170	3.0944	3.0903	12.6355	5.5125	53.6955	3.5469
	APR	4.2666	4.6185	5.5268	3.3817	3.1477	3.1248	12.6292	5.6012	54.4137	3.3827
	MAY	4.3844	4.6441	5.4602	3.4137	3.0936	3.1743	12.7404	5.6655	55.8578	3.4070
	JUN	4.4015	4.6524	5.4259	3.4346	3.0912	3.1801	12.5853	5.6386	56.0822	3.2844
	JUL	4.4407	4.5281	5.3290	3.4331	3.0451	3.1836	12.2005	5.5798	56.5786	3.2498
	AUG	4.4659	4.5254	5.3629	3.4617	3.1106	3.2280	12.4672	5.6149	56.9209	3.3104
	SEP	4.5445	4.4987	5.1390	3.4128	3.0357	3.2144	12.2655	5.6641	57.8991	3.1764
	OCT	4.6951	4.6218	5.3057	3.4280	2.9893	3.2974	12.3736	5.7091	59.8132	3.1936
	NOV	4.6228	4.7011	5.4103	3.4370	3.0423	3.3287	12.6709	5.6519	59.0225	3.2376
	DEC	4.4142	4.6709	5.3763	3.2501	2.9803	3.2651	12.6865	5.3551	56.6905	3.2696
2023	JAN	4.3290	4.6615	5.2881	3.2226	3.0073	3.2651	13.0127	5.2877	55.3632	3.3199
	FEB	4.3770	4.6847	5.2876	3.2552	3.0210	3.2854	12.8374	5.2965	55.7893	3.2898
	MAR	4.4660	4.7825	5.4208	3.2652	2.9851	3.3309	12.9459	5.4289	56.9018	3.3410
	APR	4.4227	4.8442	5.4997	3.2810	2.9594	3.3214	12.9049	5.3954	56.3422	3.3179
	MAY	4.5199	4.9133	5.6403	3.3452	3.0039	3.3736	13.2046	5.4930	57.6784	3.2946
	JUN	4.6336	5.0223	5.8532	3.4856	3.1126	3.4431	13.2838	5.6364	59.1713	3.2842
	JUL	4.5962	5.0783	5.9178	3.4772	3.0962	3.4425	13.2719	5.5966	58.7980	3.2569
	AUG	4.6080	5.0287	5.8566	3.4221	2.9918	3.4125	13.1617	5.5648	58.8978	3.1841
	SEP	4.6795	5.0043	5.8125	3.4556	3.0066	3.4339	13.0754	5.6356	59.7719	3.1713
	OCT	4.7461	5.0127	5.7771	3.4652	3.0155	3.4668	12.9984	5.7043	60.6581	3.1742
	NOV	4.6878	5.0682	5.8222	3.4179	3.0459	3.4770	13.2327	5.6300	60.0555	3.1320
	DEC	4.6590	5.0826	5.8971	3.4691	3.1161	3.4967	13.3163	5.5953	59.6600	3.2334

Nota : Semua kadar pertukaran kecuali Rupee India adalah kadar purata belian dan jualan antara bank pada masa tengah hari.

Note : All exchange rates except the Indian Rupee are the average of buying and selling interbank rates at noon.

¹ Angka kadar pertukaran adalah " Purata bagi Tempoh".

Figures for the exchange rates are for "Average for Period".

² Kadar bagi Rupee India adalah kadar pelanggan BNM (Pembelian OD).

Rates for Indian Rupee are the BNM customers' rates (Buying OD).

Sumber : Bank Negara
Source : Malaysia

BAHAGIAN 3

❖ **NOTA TEKNIKAL**

❖ **SINGKATAN**

PART 3

❖ *TECHINAL NOTES*

❖ *ABBREVIATION*

NOTA TEKNIKAL

1. PENGENALAN

Penerbitan ini mengandungi perangkaan perdagangan luar Negeri Sabah (barangan) berkaitan dengan import dan eksport (termasuk eksport semula) mengikut seksyen, bahagian dan kumpulan barangan, negara asal dan yang dituju, barangan utama/terpilih, serta Klasifikasi Kategori Ekonomi Umum (BEC) dan penggunaan akhir. Perangkaan ini termasuk perdagangan dengan negara-negara lain serta antara kawasan di antara Semenanjung Malaysia dan Sarawak.

2. OBJEKTIF

Objektif utama penerbitan ini adalah untuk membekalkan statistik tentang prestasi perdagangan Sabah dengan negara-negara lain dari segi nilai dan volum barangan. Penerbitan ini menjadi input kepada kerajaan dalam penggubalan dasar, pemantauan prestasi ekonomi, serta perancangan pembangunan. Data tersebut juga boleh digunakan oleh sektor swasta dan individu untuk tujuan penyelidikan dan analisis ekonomi.

3. BIDANG DAN LIPUTAN

- 3.1 Perangkaan perdagangan luar yang terkandung dalam penerbitan ini meliputi seluruh Negeri Sabah. Untuk tujuan penerbitan ini, perkataan **Sabah** meliputi **Negeri Sabah termasuk Wilayah Persekutuan Labuan**.
- 3.2 Sabah menggunakan 'sistem perdagangan umum' dalam penyusunan perangkaan perdagangan luar negeri. Di bawah sistem ini, sempadan negeri digunakan sebagai sempadan perangkaan. Semua barang yang dibawa masuk atau keluar dari Sabah (selain pengecualian yang disebutkan di para 11) direkodkan, sama ada barangan itu tertakluk kepada kelulusan tertentu ataupun tidak. Barangan yang dibawa masuk atau keluar dari gudang-gudang simpanan kastam, Zon Perdagangan Bebas dan Zon Bebas direkodkan di dalam perangkaan ini.
- 3.3 Butir-butir tentang kapal dan kapal terbang dagangan dan persendirian turut **diambil kira** jika ia diimport atau dieksport sebagai barang yang dibeli, dijual atau disewa (financial) tidak kira sama ada ia tiba atau berlepas dengan kuasanya sendiri.

4. SUMBER DATA

- 4.1 Pengikraran import dan eksport (*hard/soft copy*) yang diluluskan oleh Jabatan Kastam Diraja Malaysia (JKDM) dan Pihak Berkuasa Zon Bebas.
- 4.2 Keterangan mengenai pengiriman bungkusan pos/courier yang dibekalkan oleh Pos Malaysia Berhad.

- 4.3 Penyata dan pengiklanan eksport mengenai bunkers dan stores yang dibekalkan kepada kapal laut dan kapal terbang yang dikeluarkan/diluluskan oleh JKDM, Penerbangan Malaysia Berhad dan syarikat-syarikat petroleum.
- 4.4 Penyata penjualan barangan yang dibekalkan oleh pengusaha-pengusaha Kedai Bebas Cukai.

5. KONSEP DAN DEFINISI

- 5.1 Berkuatkuasa mulai bulan rujukan Januari 2012, penyusunan statistik ini berpandukan konsep dan definisi International Merchandise Trade Statistics: Concepts and Definitions (IMTS) 2010 daripada Pertubuhan Bangsa-Bangsa Bersatu.

5.2 **Import**

Sesuatu barangan dianggap sebagai import apabila ianya dibawa masuk ke dalam Sabah, sama ada terus ataupun disimpan di gudang dalam kawasan yang dikawal selia oleh pihak kastam tanpa mengira sama ada barangan tersebut adalah untuk kegunaan sendiri, diproses, digunakan dalam pembuatan ataupun untuk dieksport semula ke negara atau destinasi lain.

5.3 **Eksport**

Sesuatu barang (keluaran atau buatan tempatan atau diimport untuk dieksport semula) dianggap sebagai eksport apabila ia dibawa **keluar** dari Sabah.

5.4 **Eksport Domestik**

Sesuatu barang (keluaran atau buatan tempatan) dianggap sebagai eksport domestik apabila ia dibawa **keluar** dari Sabah.

5.5 **Eksport Semula**

Sesuatu barang dianggap sebagai eksport semula apabila ia dibawa **keluar** dari Sabah dalam keadaan seperti mana ia **diimport** tanpa mengalami sebarang **perubahan rupa**. Proses membungkus semula, menyisih atau menggedred tidak dikira sebagai satu proses perubahan rupa.

5.6 **Imbangan Perdagangan**

Imbangan perdagangan ialah perbezaan antara nilai eksport dan import. Apabila eksport melebihi import **lebih** direkodkan manakala **defisit** pula dicatatkan apabila import melebihi eksport.

6. ASAS PENILAIAN

- 6.1 **WTO Valuation Agreement (1994)** digunakan sebagai asas penilaian untuk semua transaksi barangan.
- 6.2 **Nilai** ditunjukkan dalam Ringgit Malaysia.
- 6.3 **Import** dinilai mengikut **cif (*cost, insurance and freight – kos, insuran dan tambang*)** iaitu nilai barangan di pasaran di sempadan statistik/kastam negara pengimport termasuk semua perbelanjaan insuran dan tambang semasa dalam perjalanan **tetapi** kos pemunggahan dari alat pengangkutan tidak diambil kira **kecuali** kos tersebut ditanggung sendiri oleh pengangkut.
- 6.4 **Eksport** dinilai mengikut **fob (*free on board*)** iaitu nilai barangan di pasaran di sempadan statistik/kastam negara pengeksporth termasuk semua perbelanjaan pengangkutan ke sempadan tersebut, duti eksport dan duti lain yang perlu dibayar serta kos untuk memunggah barang ke atas alat pengangkutan **kecuali** kos terakhir itu ditanggung sendiri oleh pengangkut.

7. KLASIFIKASI BARANG DAGANGAN

- 7.1 Penyusunan Perangkaan Perdagangan Luar Negeri (barangan) bagi bulan rujukan Januari 2022 hingga Mei 2022 menggunakan Harmonised Commodity Description and Coding System (HS) 2017 yang juga dikenali sebagai Perintah Duti Kastam (PDK) 2017. Bermula bulan rujukan Jun 2022, HS2022 yang juga dikenali sebagai PDK2022 telah digunakan menggantikan HS2017. Walau bagaimanapun, pengkelasan mengikut Standard International Trade Classification (S.I.T.C) Rev.4 masih digunakan dengan penyesuaian bersesuaian.
- 7.2 Selepas perbincangan dan perundingan dengan Lembaga Minyak Sawit Malaysia (MPOB), pilihan kod untuk minyak kelapa sawit dan hasil keluaran berasaskan minyak kelapa sawit adalah berdasarkan minyak kelapa sawit tulen dan hasil keluaran berasaskan minyak kelapa sawit serta kod-kod yang berasaskan minyak kelapa sawit dan hasil keluaran berasaskan minyak kelapa sawit (melebihi 50%).

8. VOLUM

Volum merupakan berat bersih atau ukuran lain bagi barangan itu, tidak termasuk kontena. Jika barangan itu dilaporkan dalam pelbagai unit ukuran, maka unit ukuran tersebut tidak dapat diselaraskan. Oleh itu, hanya nilai barangan sahaja dipaparkan.

9. NEGARA ASAL DAN YANG DITUJU

- 9.1 **Negara asal** merujuk kepada lokasi / negara barangan yang dibawa masuk ke Sabah. Jika maklumat negara asalnya tidak dapat ditentukan. Sebagai contoh, bagi barangan melalui Singapura, maka import berkenaan dilaporkan dari Singapura.

- 9.2 **Negara yang dituju** merujuk kepada destinasi/negara akhir barangan itu dijangka akan digunakan. Bagi barangan yang dihantar dengan *optional bill of lading*, negara di mana pelabuhan pertama diketahui akan dilaporkan sebagai negara yang dituju. Jika maklumat negara yang dituju tidak dapat ditentukan. Sebagai contoh, bagi barangan yang dieksport melalui Singapura, maka eksport berkenaan dilaporkan ke Singapura.
- 9.3 **Bagi bunkers dan stores yang dibekalkan kepada kapal dan kapal terbang**, negara yang dituju ditentukan mengikut lokasi/negara residen syarikat pengendali kapal atau kapal terbang tersebut.

10. TRANSAKSI BERNILAI RENDAH (TBR)

Mulai bulan rujukan Januari 2013, transaksi-transaksi tunggal 'di bawah RM1,000' untuk Semenanjung Malaysia tidak termasuk dalam Perangkaan Perdagangan Luar Negeri. Selain itu, bagi Semenanjung Malaysia, semua transaksi yang bernilai 'antara RM1,000 dan RM4,999.99' dan transaksi 'di bawah RM2,000' untuk Sabah dan Sarawak diagregatkan menjadi kod umum iaitu HS 9800000090 atau SITC 931000990. Walau bagaimanapun, semua nilai bagi barangan terpipih diambilkira dalam Perangkaan Perdagangan Luar Negeri. Senarai barangan terpilih disenaraikan di **Lampiran A**.

11. PENGECUALIAN

Barang-barang yang tidak termasuk dalam Perangkaan Perdagangan Luar Negeri adalah:

- 11.1 barangan transit, iaitu pengangkutan barangan di bawah kawalan kastam dari sebuah stesen kastam ke sebuah stesen kastam yang lain. Misalnya, pergerakan barangan dari Thailand ke Singapura melalui Semenanjung Malaysia dan pergerakan barangan dari sebuah zon bebas ke sebuah zon bebas yang lain di Malaysia. Barang dalam transit yang diliputi *through bills of lading / air-way bills* juga termasuk di bawah kategori ini;
- 11.2 barangan pindah kapal, iaitu pemindahan barangan di bawah kawalan pihak yang berkuasa, dari suatu pengangkutan yang digunakan untuk pengimportan kepada suatu pengangkutan lain yang digunakan untuk pengeksporan **dalam** kawasan kawalan pihak berkuasa yang sama. Stesen ini merupakan stesen pengimportan dan juga pengeksporan. Sebagai contoh, barangan dari Myanmar yang dibawa masuk ke kawasan kastam Pulau Pinang yang semata-mata bertujuan untuk dihantar ke negara ketiga (misalnya ke Hong Kong). Satu lagi contoh adalah barangan dari India yang dibawa masuk melalui Kawasan Bebas Pelabuhan Klang yang semata-mata bertujuan untuk dihantar ke Negara Ketiga (misalnya ke Sepanyol);
- 11.3 emas (kewangan) dan wang kertas serta duit syiling dalam edaran;
- 11.4 barangan yang diimport dan dieksport oleh, atau bagi pihak perkhidmatan diplomatik dan Angkatan Tentera Bukan Malaysia;
- 11.5 filem wayang untuk disewa;

- 11.6 kemasukan barangan untuk sementara waktu dan ianya tertakluk kepada pengeksportan semula dalam keadaan yang sama. Barangan ini diimport untuk tujuan tertentu dan dieksport semula dalam masa yang telah ditentukan tanpa mengalami sebarang perubahan, kecuali susut nilai yang biasa. Contohnya, binatang dan motokar bagi pertunjukan sarkas, perlumbaan, pertandingan dan pameran serta peralatan-peralatan bunyi untuk pertunjukan muzikal;
- 11.7 *barges (lash)* yang digunakan untuk mengangkut kargo dari kapal ke pantai atau sebaliknya;
- 11.8 ikan dan hasil laut lain yang dibawa oleh kapal laut berdaftar di Malaysia dan mendarat terus dari laut.
- 11.9 bekas untuk menyimpan sesuatu barang/benda, silinder, botol dan seumpamanya yang dinyatakan sebagai 'dikembalikan';
- 11.10 bekalan dan minyak yang dibekalkan kepada kapal laut dan kapal terbang yang dikendalikan oleh operator yang menetap di Malaysia;
- 11.11 semua sampel, pemberian dan bahan untuk ujian atau analisa tanpa mengira nilai transaksi yang terlibat;
- 11.12 tiket loteri & toto;
- 11.13 pergerakan barangan di antara Negeri di dalam Semenanjung Malaysia tanpa mengira cara pengangkutan serta pergerakan barangan melalui **darat** di antara Sabah dan Sarawak;
- 11.14 disket atau CD-ROM yang mengandungi perisian komputer dan / atau data, dibuat mengikut pesanan, audio dan videotapes yang mengandungi perakaman asal dan customised blueprints, dll; dan
- 11.15 barangan untuk **dibaiki**.

12. **KEMASKINI TERHADAP NEGARA-NEGARA KESATUAN EROPAH (EU)**

Bermula 1 Februari 2020, United Kingdom secara rasminya keluar daripada EU. Perkembangan ini telah diambilkira di dalam penerbitan mulai bulan Februari 2020 dan seterusnya.

13. **KLASIFIKASI MENGIKUT KATEGORI EKONOMI UMUM (BEC)**

- 13.1 Klasifikasi mengikut Kategori Ekonomi Umum (BEC) diwujudkan adalah untuk meringkaskan Perangkaan Perdagangan Luar Negeri (PPLN) mengikut kelas komoditi ekonomi yang luas. Di samping itu, ia dibentuk sebagai pengantara untuk menukarkan data PPLN yang disusun berdasarkan HS kepada kategori penggunaan akhir yang lebih bermakna dalam konteks Sistem Akaun Negara (SNA) iaitu barang modal, barang pengantara dan barang penggunaan. Penyusunan ini membolehkan data PPLN dihubungkan dengan perangkaan ekonomi umum seperti perangkaan akaun negara dan perangkaan

perindustrian bagi tujuan penganalisan ekonomi di peringkat negara, kawasan dan dunia.

13.2 BEC termasuk sembilan belas kategori asas. Setiap kategori BEC didefinisikan dari segi bahagian, kumpulan, sub-kumpulan dan tajuk HS. Setiap tajuk asas HS ditetapkan secara khusus kepada satu kategori BEC. Penetapan ini dibuat berasaskan penggunaan akhir yang utama bagi sesuatu komoditi dalam setiap tajuk HS, walaupun erdapat banyak komoditi yang didagangkan di peringkat antarabangsa boleh dikelaskan kepada pelbagai kegunaan.

13.3 Statistik dalam Jadual 15: Import Barangan Mengikut Klasifikasi Kategori Ekonomi Umum dijana berdasarkan import tertanggung iaitu import tolak eksport semula. Angka tersebut boleh menjadi negatif bagi bulan rujukan tertentu jika eksport semula melebihi daripada import.

14. **KERAHSIAAN DATA**

Data perdagangan telah disusun di bawah peruntukan ***Statistics Act 1965 (Revised-1989)***. Akta ini mensyaratkan bahawa kandungan penyata individu adalah sulit. Selaras dengan peruntukan tersebut, hanya angka agregat diterbitkan.

15. **PEMBUNDARAN**

Jumlah-jumlah kecil, apabila dicampurkan, **mungkin** tidak bersamaan dengan jumlah besar disebabkan oleh pembundaran.

16. **SIMBOL**

- : Tidak boleh dikira/Tiada transaksi
- * : Nilai kurang daripada RM500,000
- x : Kurang daripada 0.05 peratus

LAMPIRAN A**KOMODITI YANG DIPROSES SECARA TERPERINCI BAGI SEMUA
NILAI TRANSAKSI**

1. Barang-Barang Jualan Kedai Bebas Cukai
2. Bekalan yang Dibekalkan kepada Kapal Laut dan Kapal Terbang
3. Beras
4. Biji Koko
5. Buah-Buahan dan Kacang, Segar atau Dikeringkan
6. Chlorofluoromethanes (termasuk *Refrigerants*)
7. Gas
8. Getah
9. Gula, Mentah dan Ditapis
10. Ikan, Segar, Didinginkan atau Disejukbekukan
11. Jagung
12. Keluaran Petroleum
13. Kenderaan CKD/CBU
14. Kiriman Bungkusan melalui Perkhidmatan Pos/Courier/Rel
15. Kopra
16. Lada (Hitam dan Putih)
17. Minyak Kelapa Sawit dan Keluarannya
18. Minyak yang Dibekalkan kepada Kapal Laut dan Kapal Terbang
19. Petroleum Mentah
20. Rokok
21. Sayur-Sayuran, Segar, Didinginkan, Disejukbekukan atau Diawet
22. Susu
23. Tembakau yang Belum Dikilangkan
24. Tepung Sagu
25. Timah
26. Udang, Segar dan Dibekukan
27. Ayam Itik Hidup
28. Telur (Ayam dan Itik)
29. Bunga Potong dan Kudup Bunga
30. Tenaga Elektrik
31. Air

TECHNICAL NOTES

1. INTRODUCTION

This publication contains statistics of Sabah's external trade (merchandise) pertaining to imports and exports (including re-exports) by sections, divisions and groups of commodities, country of origin and destination, selected/ major commodities, as well as by Broad Economic Category (BEC) classification and end use. These statistics include external trade with rest of the world and inter-regional trade between Peninsular Malaysia and Sarawak

2. OBJECTIVE

The main objective of compiling Sabah's external trade statistics is to provide information on Sabah's trade performance vis-a-vis Peninsula Malaysia, Sarawak and rest of the world in terms of volume, value and volume of merchandise goods. The trade statistics, therefore, serve as a tool in assisting the government in formulating policies and monitoring economic performance as well as for development planning. The data can also be used by the private sector and individuals for specific purposes such as for economic projection and analysis.

3. SCOPE AND COVERAGE

- 3.1 *The registration area in respect of which the external trade statistics in this publication covers the whole State of Sabah. For the purpose of this publication, the word **Sabah** refers to the **State of Sabah including Wilayah Persekutuan Labuan**.*
- 3.2 *The **general** trade system of recording is adopted in compiling Sabah's external trade statistics. Under this system, the state boundary is used as the statistical frontier. All goods entering or leaving Sabah (except specific exclusions mentioned in paragraph 11) are recorded, whether or not such goods are subject to clearance. Accordingly, goods entering or leaving customs bonded warehouses, Free Trade Zones and Free Zones are recorded in the statistics.*
- 3.3 *Details of commercial and private ships and aircraft are also **included** in these statistics if they were imported or exported as goods purchased, sold or leased (financial) whether or not they arrived or departed under their own power.*

4. SOURCE OF DATA

- 4.1 *Import and export declaration (hard/ soft copy) approved by the Royal Malaysian Customs Department (RMCD).*

- 4.2 Particulars on postal/ courier packages are provided by Pos Malaysia Berhad.
- 4.3 Statements and export declarations on bunkers and stores supplied to aircraft issued/approved by the petroleum companies.
- 4.4 Statements on goods sold are supplied by the operators of duty free shops.

5. **CONCEPTS AND DEFINITIONS**

5.1 With effect from reference month **January 2012**, concepts and definitions used for the purpose of compiling these statistics are based on **International Merchandise Trade Statistics: Concepts and Definitions 2010 (IMTS 2010) published by the United Nations**.

5.2 **Imports**

Goods are regarded as imports when they are brought **into** Sabah either directly or into bonded warehouses, irrespective of whether such goods are for consumption, to be processed, use in manufacturing or subsequent re-exports to other countries.

5.3 **Exports**

Goods (locally produced or manufactured or imported for subsequent re-exports) are regarded as exports when they are taken **out** of Sabah.

5.4 **Domestic Exports**

Goods (locally produced or manufactured) are regarded domestic exports when they are taken **out** of Sabah.

5.5 **Re-exports**

Goods are regarded as re-exports when they are taken **out** of Sabah in the same form as they were **imported** without any **transformation**. Re-packing, sorting or grading processes are not considered as part of the transformation process.

5.6 **Balance of Trade**

The balance of trade is the difference between the value of exports and imports. When exports exceed imports it is recorded as a **surplus** while a **deficit** is registered when imports exceed exports.

6. **BASIS OF VALUATION**

- 6.1 *The **WTO Valuation Agreement (1994)** is used as the basis of valuation for all transactions of goods.*
- 6.2 ***Values** are shown in Malaysian Ringgit.*
- 6.3 ***Imports** are valued on a **c.i.f. (cost, insurance and freight)** basis, that is, the value of the goods in the market at the statistical / customs frontier of the importing country, including all charges for transport and insurance whilst in transit **but** excluding the cost of unloading from the carrier **unless** it is borne by the carrier.*
- 6.4 ***Exports** are valued on a **f.o.b. (free on board)** basis, that is, the value of the goods in the market at the statistical / customs frontier of the exporting country, including all costs of transporting the goods to the statistical / customs frontier, export and other duties payable as well as the cost of loading the goods onto the carrier **unless** the latter cost is borne by the carrier.*

7. **CLASSIFICATION OF COMMODITIES**

- 7.1 *The compilation of External Trade Statistics (merchandise) for the reference month of January 2022 to May 2022 used the Harmonised Commodity description and Coding system (HS) 2017, also known as Customs Duties Order (PDK) 2017. Commencing from the reference month of June 2022, HS2022 also known as PDK2022 has been used to replace HS2017. However, Standard International Trade Classification (S.I.T.C) Rev.4 is still in use with appropriate updates.*
- 7.2 *After discussion and consultation with Malaysian Palm Oil Board (MPOB), the selection of codes for palm oil and palm oil-based products is based on pure palm oil and palm oil-based products as well as those codes which are predominantly palm oil and palm oil-based products (more than 50%).*

8. **VOLUME**

Volume, where shown, represent the nett weight or other measurement of the goods exclusive of packing containers. Where a commodity item comprises different kinds of commodities for which a common unit of measurement cannot be used, only values are shown.

9. **COUNTRY OF ORIGIN AND DESTINATION**

- 9.1 ***Country of origin** refers to the location/country of goods brought into Sabah. If the country of origin information cannot be determined, for example, for goods via Singapore, then the import is reported from Singapore.*

- 9.2 **Country of destination** refers to the final destination/country where the goods are expected to be used. For goods sent with a country where the first port is known will be reported as the country of destination. If the destination country information cannot be determined, for example, for goods exported through Singapore, then the exports is reported to Singapore.
- 9.3 **For bunkers and stores supplied to ships and aircraft**, the country of destination is determined according to the country of residence of the operator of the ship or aircraft.

10. **LOW VALUE TRANSACTIONS (LVT)**

From the reference month of January 2013, single transactions 'under RM1,000' for Peninsular Malaysia are not included in the External Trade Statistics. In addition, for Peninsular Malaysia, all transactions valued 'between RM1,000 and RM4,999.99' and transactions 'under RM2,000' for Sabah and Sarawak are aggregated into a general code which is HS 9800000090 or SITC 931000990. However, all values for selected goods are included in the External Trade Statistics. The list of selected goods is listed as in **Appendix A**.

11. **EXCLUSIONS**

Classes of goods excluded from external trade statistics are: -

- 11.1 transit cargo, that is goods transported under customs control from one Customs office to another. Examples are the movement of goods from Thailand bound for Singapore through Peninsular Malaysia and the movement of goods within Malaysia from one free trade zone to another. All goods in transit covered through bills of lading/air-way bills are also included in this category;
- 11.2 transshipment cargo, that is goods transferred under the control of the relevant authorities from the importing means of transport to the exporting means of transport within the area of control of the same authorities, which is the office of both importation and exportation. For example, goods from Myanmar brought into the Pulau Pinang Customs area for the sole purpose of transport to a third country (e.g. to Hong Kong). Another example is goods from India brought into the Port Klang Free Zone for the sole purpose of transport to a third country (e.g. to Spain);
- 11.3 gold bullion (monetary) and issued currency notes and coins;
- 11.4 goods imported and exported by, or on behalf of, diplomatic services and non-Malaysian Armed Forces;
- 11.5 exposed cinematographic films on a rental basis;
- 11.6 temporary admission of goods subject to re-exportation in the same state. Such goods must be imported for a specific purpose and must be intended for re-exportation within a specified period without having undergone any change except

normal depreciation. Examples are animals and cars for circuses, races, competitions and exhibitions and instruments/sound equipment for musical performances;

- 11.7 *barges (lash) used for the transportation of cargo from vessel to shore or vice-versa;*
- 11.8 *fish and other marine produce landed by Malaysian registered vessels direct from the sea;*
- 11.9 *containers, cylinders, bottles, crates and the like specified as returnable;*
- 11.10 *stores and fuel supplied to ships and aircraft handled by operators of Malaysian residence;*
- 11.11 *samples, gifts and specimens for test or analysis, irrespective of value;*
- 11.12 *toto & lottery tickets;*
- 11.13 *movement of goods by any mode of transportation between states within Peninsular Malaysia and movement of goods by **land** between Sabah and Sarawak;*
- 11.14 *diskettes or CD-ROMs with stored computer software and/or data, developed to order, audio and videotapes containing original recordings and customised blueprints, etc; and*
- 11.15 *goods for **repair**.*

12. UPDATE TO EUROPEAN UNION (EU) COUNTRIES

From 1st July 2013, Croatia has joined EU. This development has been incorporated in the publication from July 2013 onwards.

13. CLASSIFICATION BY BROAD ECONOMIC CATEGORIES (BEC)

- 13.1 *The BEC was originally devised mainly for the summarization of data on international trade by large economic classes of commodities. In addition, it was designed to serve as a means for converting external trade data compiled on the HS into end use categories that are meaningful within the framework of the System of National Accounts (SNA) namely capital goods, intermediate goods, and consumption goods. This aggregation permits external trade statistics to be considered jointly with other sets of general economic statistics such as national accounts and industrial statistics for national, regional or world level economic analysis.*
- 13.2 *The BEC includes nineteen basic categories. Each category of the BEC is defined in terms of divisions, groups, sub-groups and basic headings of HS. Each HS basic heading is allocated entirely to one BEC category. The allocation is done on the*

basis of the main end use of the commodities in each HS basic heading, although it is recognised that many commodities that are traded internationally may be put to a variety of uses.

13.3 *The statistics in Table 15: Imports of Commodities by Broad Economic Categories Classifications are generated based on retained imports i.e. imports minus re-exports. The figure could be negative for a reference month if re-exports are higher than imports.*

14. **CONFIDENTIALITY REQUIREMENTS**

*The trade data statistics have been compiled under the provisions of the **Statistics Act 1965 (Revised-1989)**. The Act stipulates that the contents of individual returns are **confidential**. In conformity with the said stipulation, only aggregated figures are published.*

15. **ROUNDING**

*Sub-totals **may** not add up exactly to totals due to rounding.*

16. **SYMBOLS**

- : Not computed/No transactions
* : Value less than RM500
x : Less than 0.05 percent

Items Processed At The Detailed Level For All Transaction Values

1. Goods Sold by Duty Free Shops
2. Shipstores and Aircraft Stores
3. Rice
4. Cocoa Beans
5. Fruits and Nuts, Fresh or Dried
6. Chlorofluoromethanes (including Refrigerants)
7. Gases
8. Rubber
9. Sugar, Raw and Refined
10. Fish, Fresh, Chilled or Frozen
11. Maize
12. Petroleum Products
13. CKD/ CBU Vehicles (Old and New)
14. Parcels via Postal/Courier/Rail Services
15. Copra
16. Pepper (Black and White)
17. Palm Oil and Products
18. Fuel for Ships/ Aircraft
19. Crude Petroleum
20. Cigarettes
21. Vegetables, Fresh, Chilled, Frozen or Simply Preserved
22. Milk
23. Tobacco, Unmanufactured
24. Sago Flour
25. Tin
26. Prawns, Fresh, Frozen
27. Live Poultry (Fowls and Ducks)
28. Eggs (Hens and Ducks)
29. Cut Flowers and Flower Buds
30. Electric Energy
31. Water

SINGKATAN / ABBREVIATIONS

T.T.T.L	Tidak terkelas di tempat lain	E.U.	European Union
DSB.	Dan sebagainya	EXC.	Except
DRP.	Daripada	EXCL.	Excluding
DLL.	Dan lain-lain	EXD.	Exceeding
Samb	Sambungan	FAB.	Fabrics
W.P.	Wilayah Persekutuan	FIB.	Fibres
		FIX.	Fixtures
ACC.	Accessories	F.T.	Federal Territory
A.F.T.A.	Asean Free Trade Area	FTW.	Footwear
AGL.	Agglomerated		
AGR.	Agriculture, Agricultural	GEN.	General
ALUM.	Aluminium	GMT.	Garments
APPL.	Appliances		
APP.	Apparatus	HH.	Household
ART.	Articles	HRT.	Horticultural
AFT.	Artificial		
AUTO.	Automatic	IC.	Internal combustion
AUX.	Auxiliary	ID.	Internal diameter
		ILM.	Illuminate
BLDG.	Buldings	IMPR.	Impregnated
		INCL.	Including
CBU.	Completely built-up	INCORP.	Incorporating
CHEM.	Chemicals	IND.	Industrial, Industry
CKD.	Completely knocked-down	INST.	Instruments
COM.	Combination	INT.	Internal
COMMO.	Commodities	INORG.	Inorganic
CONC.	Concentrates	IRRG.	Irregular
CONT'D.	Continuous	INV.	Invalid
CONT.	Containing/containers		
COT.	Cotton	KNT.	Knitted
CPL.	Composition leather		
CRD.	Crocheted	L.A.I.A.	Latin American Integration Association
CST.	Consisting		
CU. M.	Cubic metres	MACH.	Machinery
C.	Centigrade	MANUF.	Manufacturing
C/SEC.	Cross-sectional	MAT.	Materials
		MAX.	Maximum
DISCONTS.	Discontinuous	MEAS.	Measuring
DVT.	Derivatives	MECH.	Mechanically
		MEDIC.	Medical
ED.	External diameter	MFD.	Manufactured
E.F.T.A.	European Free Trade Area	MFR.	Manufactures
EG.	Example	MG.	Milligrams
ELECT.	Electro, electrical	MIN.	Minimum
EQUIP.	Equipment	MISC.	Miscellaneous

MM.	Millimetres		
M-MADE.	Man-made		
N.A.F.T.A.	North American Free Trade Area	TELECOM.	Telecommunication
NAT.	Natural	TEMP.	Temperature
N.E.S.	Not elsewhere specified	TEXT.	Texture
N.E.	Not exceeding	TEX.	Textile
		THICK	Thickness
ORG.	Organic		
O/T	Other than	UNMFD.	Unmanufactured
O/W	Otherwise		
		VEG.	Vegetables
PDR.	Powders	VUL.	Vulcanised
PKT.	Packet		
PREFAB.	Prefabricated	WT.	Weight
PREPD.	Prepared	WV.	Woven
PREPN.	Preparations	W/O	Without
PRES.	Preserved	W/N	Whether or not
PROC.	Processing		
PRODT.	Products		
PRO.	Produced, Production		
PTD.	Printed		
PTG.	Printing		
REGEN.	Regenerated		
RET.	Retail		
RSS.	Ribbed Smoked Sheets		
S.A.A.R.C.	South Asian Association for Regional Co-Coperation		
SBS.	Substitutes		
SECT.	Sections		
SIM.	Similar		
SPCL.	Special		
SPEC	Specific		
STD.	Standard		
STRUC.	Structures		
SUBS.	Substances		
SUPP.	Supplies		
SWT.	Sweetened		
SYNTH.	Synthetic		

ISSN 0128-0368



9 770128 036007

BANCI 2024
PERTANIAN
KURI KEMAJUAN PERTANIAN



MALAYSIA
MADANI



75
The 75th
Anniversary
of Independence



www.dosm.gov.my



@StatsMalaysia