



**KEMENTERIAN EKONOMI  
JABATAN PERANGKAAN MALAYSIA**

# **STATISTIK GUNA TENAGA** *EMPLOYMENT STATISTICS*

**SUKU TAHUN PERTAMA 2025**  
*FIRST QUARTER 2025*

## **Pemakluman**

Kepengerusian ASEAN-Malaysia 2025: Jabatan Perangkaan Malaysia (DOSM) akan mempengerusikan Jawatankuasa Sistem Statistik Komuniti ASEAN Ke-15 (ACSS15) yang bertujuan untuk memperkukuh kerjasama statistik ke arah pembangunan serantau yang mampan.

Malaysia julung kalinya berjaya menduduki tempat pertama di peringkat global di dalam laporan dwitahunan Open Data Inventory (ODIN) 2024/25 dikeluarkan oleh Open Data Watch (ODW) dengan mengatasi 198 buah negara yang lain. Pencapaian ini merupakan lonjakan ketara daripada kedudukan ke-67 dalam penilaian ODIN 2022/23.

Kerajaan Malaysia telah mengisytiharkan 20 Oktober sebagai Hari Statistik Negara (MyStats Day), dengan tema 'Statistik Nadi Kehidupan.' Sementara itu, Hari Statistik Dunia Keempat akan disambut pada 20 Oktober 2025 dengan tema 'Driving Change with Quality Statistics and Data for Everyone'.

OpenDOSM NextGen adalah medium yang menyediakan katalog data dan visualisasi bagi memudahkan pengguna menganalisis pelbagai data dan boleh diakses melalui portal <https://open.dosm.gov.my>.

## **Announcement**

*ASEAN-Malaysia 2025 Chairmanship: The Department of Statistics Malaysia (DOSM) will chair the 15th ASEAN Community Statistical System Committee (ACSS15) which aims to strengthen the statistical cooperation towards sustainable regional development.*

*Malaysia has, for the first time, successfully recorded the top position globally in the biennial Open Data Inventory (ODIN) 2024/25 report released by Open Data Watch (ODW), surpassing 198 other countries. This achievement marks a significant leap from its 67th position in the ODIN 2022/23 assessment.*

*The Government of Malaysia has declared October 20th as National Statistics Day (MyStats Day), with the theme 'Statistics is the Essence of Life.' Meanwhile, the Fourth World Statistics Day will be celebrated on 20th October 2025, with the theme 'Driving Change with Quality Statistics and Data for Everyone'.*

*OpenDOSM NextGen is a medium that provides data catalogue and visualisations to facilitate users' analysis and can be accessed through <https://open.dosm.gov.my>.*

**JABATAN PERANGKAAN MALAYSIA**  
**DEPARTMENT OF STATISTICS MALAYSIA**

Diterbitkan dan dicetak oleh/*Published and printed by:*

**Jabatan Perangkaan Malaysia**  
***Department of Statistics Malaysia***

Blok C6 & C7, Kompleks C,  
Pusat Pentadbiran Kerajaan Persekutuan,  
62514 Putrajaya,  
**MALAYSIA**

Tel. : 03-8885 7000  
Faks : 03-8888 9248  
Portal : <https://www.dosm.gov.my>  
Facebook/Twitter/Instagram : StatsMalaysia  
E-mel/*Email* : [info@dosm.gov.my](mailto:info@dosm.gov.my) (pertanyaan umum/*general enquiries*)  
: [data@dosm.gov.my](mailto:data@dosm.gov.my) (pertanyaan & permintaan data/*data request & enquiries*)

Harga/*Price* : RM20.00

Diterbitkan pada Mei 2025/*Published in May 2025*

**Hak cipta terpelihara/*All rights reserved.***

Tiada bahagian daripada penerbitan ini boleh diterbitkan semula, disimpan untuk pengeluaran atau ditukar dalam apa-apa bentuk atau alat apa jua pun kecuali setelah mendapat kebenaran daripada Jabatan Perangkaan Malaysia. Pengguna yang mengeluarkan sebarang maklumat dari penerbitan ini sama ada yang asal atau diolah semula hendaklah meletakkan kenyataan berikut:

“Sumber: Jabatan Perangkaan Malaysia”

*No part of this publication may be reproduced or distributed in any form or by any means or stored in database without the prior written permission from the Department of Statistics, Malaysia. Users reproducing content of this publication with or without adaptation should quote the following:*

“Source: Department of Statistics Malaysia”

**ISSN 2636-9362**

Penerbitan ini membentangkan statistik guna tenaga pada suku tahun pertama 2025 dari perspektif permintaan buruh di Malaysia bagi keseluruhan sektor ekonomi. Statistik yang dibentangkan diperoleh daripada data Survei Guna Tenaga Suku Tahunan. Survei ini dilaksanakan ke atas pertubuhan formal dalam sektor swasta menggunakan pensampelan berkebarangkalian. Penyusunan statistik ini adalah berdasarkan rangka kerja dan garis panduan yang disyorkan oleh *International Labour Organization* dan amalan terbaik organisasi statistik negara lain.

Statistik yang dilapor dalam penerbitan ini adalah jawatan, jawatan diisi, kekosongan dan pewujudan jawatan. Penerbitan ini juga melaporkan statistik tahunan (2021 - 2024) dan suku tahunan (ST1 2022 - ST1 2025). Statistik ini dilaporkan mengikut lima sektor utama ekonomi iaitu Pertanian, Perlombongan & Pengkuarian, Pembuatan, Pembinaan, dan Perkhidmatan, dengan pecahan subsektor bagi sektor Pembuatan dan Perkhidmatan dibahagikan kepada subsektor mengikut Piawaian Klasifikasi Industri Malaysia 2008 Versi 1.0. Penerbitan ini turut memaparkan statistik guna tenaga mengikut kemahiran.

Statistik guna tenaga merupakan maklumat penting yang digunakan oleh kerajaan untuk tujuan menganalisis situasi pasaran buruh, menggubal dasar serta merancang, melaksana dan memantau program berkaitan pembangunan modal insan. Statistik ini juga dapat digunakan oleh ahli akademik, ahli ekonomi, penyelidik dan para pengguna lain dalam kajian berkaitan pasaran buruh.

Penerbitan ini dibahagikan kepada tiga bahagian. Bahagian pertama melaporkan penemuan utama survei manakala jadual statistik terperinci adalah di bahagian kedua. Aspek teknikal seperti skop dan liputan, konsep, definisi dan metodologi disediakan di bahagian ketiga bagi memudahkan pengguna memahami statistik yang diterbitkan.

Jabatan Perangkaan Malaysia merakamkan setinggi-tinggi penghargaan kepada responden dan semua pihak yang menyumbang kepada pelaksanaan survei dan penyediaan penerbitan ini. Pandangan dan cadangan ke arah penambahbaikan penerbitan ini pada masa hadapan amat dihargai.

**DATO' SRI DR. MOHD UZIR MAHIDIN**

Ketua Perangkawan Malaysia

Mei 2025

*This publication presents the employment statistics for the first quarter of 2025 from the perspective of labour demand in Malaysia for the whole economic sectors. These statistics are based on the Quarterly Employment Survey which is conducted on formal private sector establishments using probability sampling. The statistics are compiled based on the framework and guidelines recommended by the International Labour Organization and best practices of other national statistical offices.*

*The statistics reported in this publications are jobs, filled jobs, vacancies and jobs created. This publication also reported annually (2021 - 2024) and quarterly statistics (Q1 2022 - Q1 2025). These statistics are reported by five main economic sectors namely Agriculture, Mining & Quarrying, Manufacturing, Construction and Services, with breakdown of sub-sectors for Manufacturing and Services sectors, classified according to Malaysia Standard Industrial Classification 2008 Version 1.0. This publication also consists of employment statistics by skill.*

*The employment statistics are important information used by the government for the purpose of analysing the labour market situation, policy formulation as well as planning, implementing and monitoring of programmes related to human capital development. These statistics can also be used by academicians, economists, researchers and other users for the studies related to the labour market.*

*This publication is divided into three sections. The first section presents the main findings of the survey while detailed statistical tables are in the second section. The technical aspects such as scope and coverage, concepts, definitions and methodology are provided in the third section to facilitate users' understanding of the published statistics.*

*The Department of Statistics Malaysia gratefully wishes the utmost appreciation towards the respondents and all parties involved in the survey and preparation of this publication. Feedbacks and suggestions towards the improvement of future publications are highly appreciated.*

**DATO' SRI DR. MOHD UZIR MAHIDIN**

*Chief Statistician Malaysia*

*May 2025*



<b>Kata Pengantar</b> <i>Preface</i>	iii
<b>Kandungan</b> <i>Contents</i>	v
<b>01</b> Ringkasan Penemuan <i>Summary of Findings</i>	1
<b>02</b> Jadual <i>Tables</i>	23
<b>1.1a</b> Statistik Guna Tenaga Tahunan mengikut Aktiviti Ekonomi, 2021 - 2024 <i>Annual Employment Statistics by Economic Activity, 2021 - 2024</i>	25
<b>1.1b</b> Statistik Guna Tenaga Tahunan mengikut Kemahiran, 2021 - 2024 <i>Annual Employment Statistics by Skill, 2021 - 2024</i>	26
<b>1.1c</b> Kadar Jawatan Diisi dan Kadar Kekosongan, 2021 - 2024 <i>Rate of Filled Jobs and Rate of Vacancies, 2021 - 2024</i>	27
<b>1.2a</b> Statistik Guna Tenaga Suku Tahunan mengikut Aktiviti Ekonomi, ST1 2022 - ST1 2025 <i>Quarterly Employment Statistics by Economic Activity, Q1 2022 - Q1 2025</i>	28
<b>1.2b</b> Statistik Guna Tenaga Suku Tahunan mengikut Kemahiran, ST1 2022 - ST1 2025 <i>Quarterly Employment Statistics by Skill, Q1 2022 - Q1 2025</i>	30
<b>1.2c</b> Kadar Jawatan Diisi dan Kadar Kekosongan, ST1 2022 - ST1 2025 <i>Rate of Filled Jobs and Rate of Vacancies, Q1 2022 - Q1 2025</i>	32
<b>2.1a</b> Jawatan Tahunan mengikut Aktiviti Ekonomi, 2021 - 2024 <i>Annual Jobs by Economic Activity, 2021 - 2024</i>	34
<b>2.1b</b> Peratus Sumbangan Jawatan Tahunan mengikut Aktiviti Ekonomi, 2021 - 2024 <i>Annual Percentage Share of Jobs by Economic Activity, 2021 - 2024</i>	35
<b>2.2a</b> Jawatan Suku Tahunan mengikut Aktiviti Ekonomi, ST1 2022 - ST1 2025 <i>Quarterly Jobs by Economic Activity, Q1 2022 - Q1 2025</i>	36
<b>2.2b</b> Peratus Sumbangan Jawatan Suku Tahunan mengikut Aktiviti Ekonomi, ST1 2022 - ST1 2025 <i>Quarterly Percentage Share of Jobs by Economic Activity, Q1 2022 - Q1 2025</i>	38
<b>2.3a</b> Jawatan Tahunan mengikut Aktiviti Ekonomi dan Kemahiran, 2021 - 2024 <i>Annual Jobs by Economic Activity and Skill, 2021 - 2024</i>	40
<b>2.3b</b> Peratus Sumbangan Jawatan Tahunan mengikut Aktiviti Ekonomi dan Kemahiran, 2021 - 2024 <i>Annual Percentage Share of Jobs by Economic Activity and Skill, 2021 - 2024</i>	43

<b>2.4a</b>	<b>Jawatan Suku Tahunan mengikut Aktiviti Ekonomi dan Kemahiran, ST1 2022 - ST1 2025</b>	<b>46</b>
	<i>Quarterly Jobs by Economic Activity and Skill, Q1 2022 - Q1 2025</i>	
<b>2.4b</b>	<b>Peratus Sumbangan Jawatan Suku Tahunan mengikut Aktiviti Ekonomi dan Kemahiran, ST1 2022 - ST1 2025</b>	<b>54</b>
	<i>Quarterly Percentage Share of Jobs by Economic Activity and Skill, Q1 2022 - Q1 2025</i>	
<b>3.1a</b>	<b>Jawatan Diisi Tahunan mengikut Aktiviti Ekonomi, 2021 - 2024</b>	<b>62</b>
	<i>Annual Filled Jobs by Economic Activity, 2021 - 2024</i>	
<b>3.1b</b>	<b>Peratus Sumbangan Jawatan Diisi Tahunan mengikut Aktiviti Ekonomi, 2021 - 2024</b>	<b>63</b>
	<i>Annual Percentage Share of Filled Jobs by Economic Activity, 2021 - 2024</i>	
<b>3.2a</b>	<b>Jawatan Diisi Suku Tahunan mengikut Aktiviti Ekonomi, ST1 2022 - ST1 2025</b>	<b>64</b>
	<i>Quarterly Filled Jobs by Economic Activity, Q1 2022 - Q1 2025</i>	
<b>3.2b</b>	<b>Peratus Sumbangan Jawatan Diisi Suku Tahunan mengikut Aktiviti Ekonomi, ST1 2022 - ST1 2025</b>	<b>66</b>
	<i>Quarterly Percentage Share of Filled Jobs by Economic Activity, Q1 2022 - Q1 2025</i>	
<b>3.3a</b>	<b>Jawatan Diisi Tahunan mengikut Aktiviti Ekonomi dan Kemahiran, 2021 - 2024</b>	<b>68</b>
	<i>Annual Filled Jobs by Economic Activity and Skill, 2021 - 2024</i>	
<b>3.3b</b>	<b>Peratus Sumbangan Jawatan Diisi Tahunan mengikut Aktiviti Ekonomi dan Kemahiran, 2021 - 2024</b>	<b>71</b>
	<i>Annual Percentage Share of Filled Jobs by Economic Activity and Skill, 2021 - 2024</i>	
<b>3.3c</b>	<b>Kadar Jawatan Diisi Tahunan mengikut Aktiviti Ekonomi dan Kemahiran, 2021 - 2024</b>	<b>74</b>
	<i>Annual Rate of Filled Jobs by Economic Activity and Skill, 2021 - 2024</i>	
<b>3.4a</b>	<b>Jawatan Diisi Suku Tahunan mengikut Aktiviti Ekonomi dan Kemahiran, ST1 2022 - ST1 2025</b>	<b>78</b>
	<i>Quarterly Filled Jobs by Economic Activity and Skill, Q1 2022 - Q1 2025</i>	
<b>3.4b</b>	<b>Peratus Sumbangan Jawatan Diisi Suku Tahunan mengikut Aktiviti Ekonomi dan Kemahiran, ST1 2022 - ST1 2025</b>	<b>86</b>
	<i>Quarterly Percentage Share of Filled Jobs by Economic Activity and Skill, Q1 2022 - Q1 2025</i>	
<b>3.4c</b>	<b>Kadar Jawatan Diisi Suku Tahunan mengikut Aktiviti Ekonomi dan Kemahiran, ST1 2022 - ST1 2025</b>	<b>94</b>
	<i>Quarterly Rate of Filled Jobs by Economic Activity and Skill, Q1 2022 - Q1 2025</i>	
<b>4.1a</b>	<b>Kekosongan Tahunan mengikut Aktiviti Ekonomi, 2021 - 2024</b>	<b>102</b>
	<i>Annual Vacancies by Economic Activity, 2021 - 2024</i>	
<b>4.1b</b>	<b>Peratus Sumbangan Kekosongan Tahunan mengikut Aktiviti Ekonomi, 2021 - 2024</b>	<b>103</b>
	<i>Annual Percentage Share of Vacancies by Economic Activity, 2021 - 2024</i>	
<b>4.2a</b>	<b>Kekosongan Suku Tahunan mengikut Aktiviti Ekonomi, ST1 2022 - ST1 2025</b>	<b>104</b>
	<i>Quarterly Vacancies by Economic Activity, Q1 2022 - Q1 2025</i>	
<b>4.2b</b>	<b>Peratus Sumbangan Kekosongan Suku Tahunan mengikut Aktiviti Ekonomi, ST1 2022 - ST1 2025</b>	<b>106</b>
	<i>Quarterly Percentage Share of Vacancies by Economic Activity, Q1 2022 - Q1 2025</i>	

<b>4.3a</b>	<b>Kekosongan Tahunan mengikut Aktiviti Ekonomi dan Kemahiran, 2021 - 2024</b> <i>Annual Vacancies by Economic Activity and Skill, 2021 - 2024</i>	<b>108</b>
<b>4.3b</b>	<b>Peratus Sumbangan Kekosongan Tahunan mengikut Aktiviti Ekonomi dan Kemahiran, 2021 - 2024</b> <i>Annual Percentage Share of Vacancies by Economic Activity and Skill, 2021 - 2024</i>	<b>111</b>
<b>4.3c</b>	<b>Kadar Kekosongan Tahunan mengikut Aktiviti Ekonomi dan Kemahiran, 2021 - 2024</b> <i>Annual Rate of Vacancies by Economic Activity and Skill, 2021 - 2024</i>	<b>114</b>
<b>4.4a</b>	<b>Kekosongan Suku Tahunan mengikut Aktiviti Ekonomi dan Kemahiran, ST1 2022 - ST1 2025</b> <i>Quarterly Vacancies by Economic Activity and Skill, Q1 2022 - Q1 2025</i>	<b>118</b>
<b>4.4b</b>	<b>Peratus Sumbangan Kekosongan Suku Tahunan mengikut Aktiviti Ekonomi dan Kemahiran, ST1 2022 - ST1 2025</b> <i>Quarterly Percentage Share of Vacancies by Economic Activity and Skill, Q1 2022 - Q1 2025</i>	<b>126</b>
<b>4.4c</b>	<b>Kadar Kekosongan Suku Tahunan mengikut Aktiviti Ekonomi dan Kemahiran, ST1 2022 - ST1 2025</b> <i>Quarterly Rate of Vacancies by Economic Activity and Skill, Q1 2022 - Q1 2025</i>	<b>134</b>
<b>5.1a</b>	<b>Pewujudan Jawatan Tahunan mengikut Aktiviti Ekonomi, 2021 - 2024</b> <i>Annual Jobs Created by Economic Activity, 2021 - 2024</i>	<b>142</b>
<b>5.1b</b>	<b>Peratus Sumbangan Pewujudan Jawatan Tahunan mengikut Aktiviti Ekonomi, 2021 - 2024</b> <i>Annual Percentage Share of Jobs Created by Economic Activity, 2021 - 2024</i>	<b>143</b>
<b>5.2a</b>	<b>Pewujudan Jawatan Suku Tahunan mengikut Aktiviti Ekonomi, ST1 2022 - ST1 2025</b> <i>Quarterly Jobs Created by Economic Activity, Q1 2022 - Q1 2025</i>	<b>144</b>
<b>5.2b</b>	<b>Peratus Sumbangan Pewujudan Jawatan Suku Tahunan mengikut Aktiviti Ekonomi, ST1 2022 - ST1 2025</b> <i>Quarterly Percentage Share of Jobs Created by Economic Activity, Q1 2022 - Q1 2025</i>	<b>146</b>
<b>5.3a</b>	<b>Pewujudan Jawatan Tahunan mengikut Aktiviti Ekonomi dan Kemahiran, 2021 - 2024</b> <i>Annual Jobs Created by Economic Activity and Skill, 2021 - 2024</i>	<b>148</b>
<b>5.3b</b>	<b>Peratus Sumbangan Pewujudan Jawatan Tahunan mengikut Aktiviti Ekonomi dan Kemahiran, 2021 - 2024</b> <i>Annual Percentage Share of Jobs Created by Economic Activity and Skill, 2021 - 2024</i>	<b>151</b>
<b>5.4a</b>	<b>Pewujudan Jawatan Suku Tahunan mengikut Aktiviti Ekonomi dan Kemahiran, ST1 2022 - ST1 2025</b> <i>Quarterly Jobs Created by Economic Activity and Skill, Q1 2022 - Q1 2025</i>	<b>154</b>
<b>5.4b</b>	<b>Peratus Sumbangan Pewujudan Jawatan Suku Tahunan mengikut Aktiviti Ekonomi dan Kemahiran, ST1 2022 - ST1 2025</b> <i>Quarterly Percentage Share of Jobs Created by Economic Activity and Skill, Q1 2022 - Q1 2025</i>	<b>162</b>
<b>03</b>	<b>Nota Teknikal</b> <i>Technical Notes</i>	<b>173</b>



# **RINGKASAN PENEMUAN**

*SUMMARY OF FINDINGS*





KEMENTERIAN EKONOMI  
JABATAN PERANGKAAAN MALAYSIA


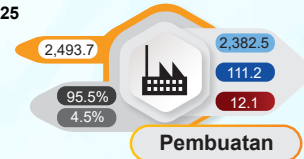
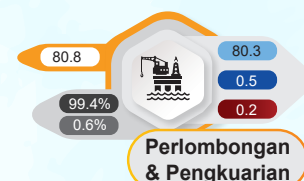
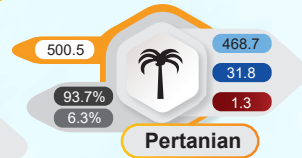
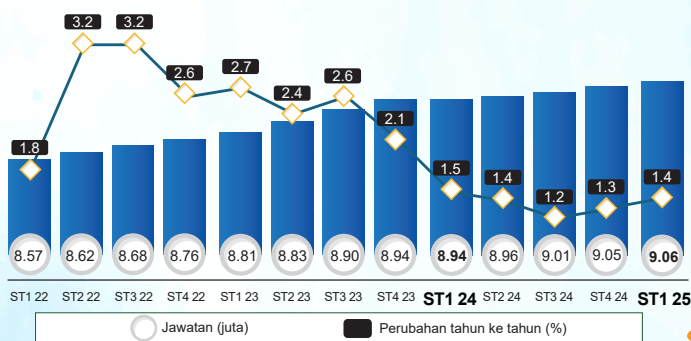
**9.06**  
juta jawatan  
dalam sektor ekonomi

**97.9%**  
Jawatan Diisi

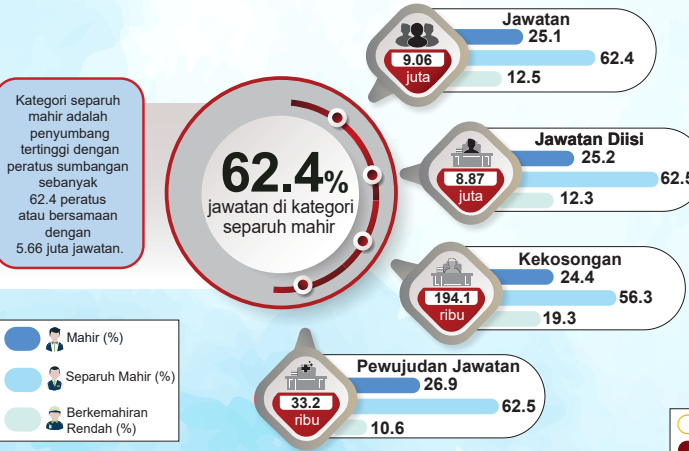
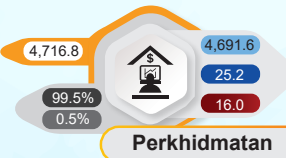
**2.1%**  
Kekosongan

**STATISTIK GUNA TENAGA**  
**SUKU PERTAMA 2025**

Jumlah jawatan meningkat sebanyak 1.4 peratus atau bersamaan **127.0 ribu** tahun ke tahun.



Jumlah jawatan tertinggi dalam sektor Perkhidmatan dicatatkan oleh subsektor Perdagangan borong & runcit dengan jumlah jawatan sebanyak 1.76 juta.



Kategori separuh mahir adalah penyumbang tertinggi dengan peratus sumbangan sebanyak 62.4 peratus atau bersamaan dengan 5.66 juta jawatan.

○ Jawatan ('000)    ● Jawatan Diisi ('000)    ● Kekosongan ('000)  
● Pewujudan Jawatan ('000)    ● Kadar Jawatan Diisi (%)    ● Kadar Kekosongan (%)

Jawatan	Jawatan Diisi	Kekosongan	Pewujudan Jawatan
Jumlah buruh yang merangkumi jawatan diisi dan kekosongan.	Pekerja bergaji (sepenuh masa & sambilan); tidak termasuk pemilik perseorangan dan rakan niaga, pekerja keluarga tanpa gaji & pekerja yang bercuti tanpa gaji.	Jawatan yang wujud dan tersedia untuk diisi tetapi belum diisi. Majikan secara aktif cuba mendapatkan calon melalui proses mengiklankan kekosongan, mengeluarkan notis dan berdaftar dengan agensi pekerjaan serta menjalankan temuduga untuk memilih calon bagi mengisi kekosongan.	Jawatan yang diwujudkan dalam sesebuah organisasi yang mana jawatan tersebut belum pernah tersedia sebelum ini, termasuk skim perkhidmatan yang baru digubal, jawatan yang diwujudkan untuk kenaikan pangkat pekerja sedia ada dan pertambahan bilangan jawatan daripada struktur sedia ada.

Nota: Hasil tambah mungkin berbeza dengan jumlah kerana pembundaran secara berasingan. Sumber: Statistik Guna Tenaga, Suku Pertama 2025, Jabatan Perangkaan Malaysia (DOSM)

QR Code:

Social Media: @StatsMalaysia

Logos: MALAYSIA MADANI, ASEAN MALAYSIA 2025, ODIN, and others.



MINISTRY OF ECONOMY  
DEPARTMENT OF STATISTICS MALAYSIA

**9.06**  
million jobs  
in economic sector

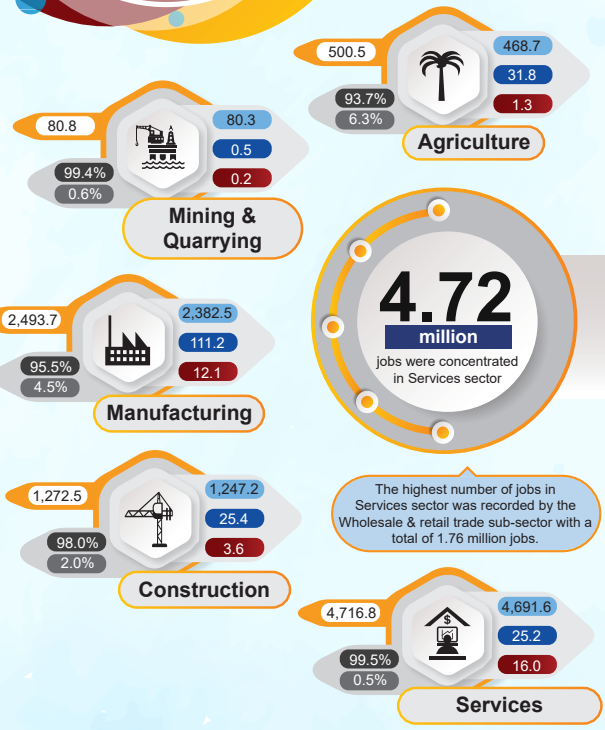
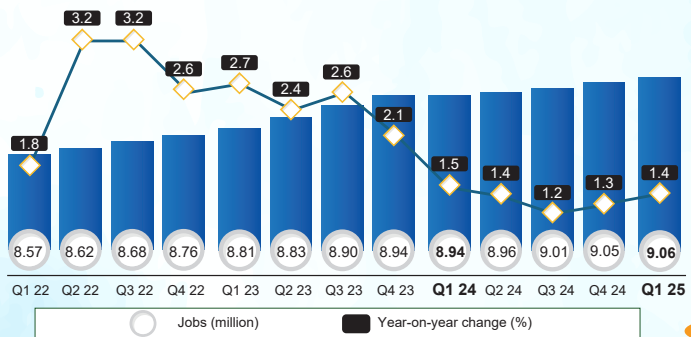
**97.9%**  
Filled Jobs

**2.1%**  
Vacancies

**EMPLOYMENT STATISTICS**

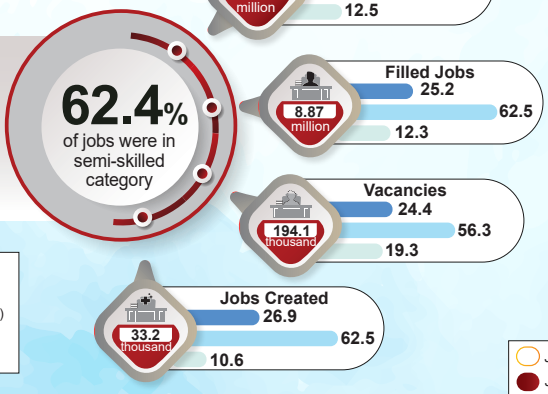
**FIRST QUARTER 2025**

Total jobs increased 1.4 per cent or equivalent to **127.0 thousand** year-on-year.



**4.72**  
million  
jobs were concentrated  
in Services sector

The highest number of jobs in Services sector was recorded by the Wholesale & retail trade sub-sector with a total of 1.76 million jobs.



The semi-skilled category contributed the highest share of skills category with 62.4 per cent or equivalent to 5.66 million jobs.

- Skilled (%)
- Semi-skilled (%)
- Low-skilled (%)

○ Jobs ('000)      ● Filled Jobs ('000)      ● Vacancies ('000)  
● Jobs Created ('000)      ● Rate of Filled Jobs (%)      ● Rate of Vacancies (%)

Jobs	Filled Jobs	Vacancies	Jobs Created
Total labour which comprised of filled jobs and vacancies.	Paid employees (full-time & part-time); and thus exclude individual proprietors and business partners, unpaid family workers & employees on unpaid leave.	Unfilled jobs which are ready to be filled. Employers are actively seeking candidates including advertising vacancies, issuing notices and registering with employment agencies as well as conducting interviews to select candidates to fill in the vacancies.	Jobs created in an organisation which were not previously available, including newly created service schemes, jobs created for the promotion of existing employees and increase in the numbers of jobs from the existing structure.

Notes: The sum may differ from total due to independent rounding. Source: Employment Statistics, First Quarter of 2025, Department of Statistics Malaysia (DOSM)

MALAYSIA MADANI *kesejahteraan*      ASEAN MALAYSIA 2025 *INCLUSIVITY AND SUSTAINABILITY*      ODIN *OPEN DATA INVENTORY MALAYSIA NUMBER ONE IN THE WORLD*      20 October 2016 - 2030

## Pengenalan

Penerbitan ini membentangkan statistik permintaan buruh berdasarkan kepada Survei Guna Tenaga Suku Tahunan yang dilaksanakan ke atas pertubuhan formal sektor swasta meliputi aktiviti utama ekonomi iaitu Pertanian, Perlombongan & Pengkuarian, Pembuatan, Pembinaan dan Perkhidmatan. Statistik utama guna tenaga yang dibentangkan dalam penerbitan ini adalah jawatan, jawatan diisi, kekosongan dan pewujudan jawatan mengikut aktiviti ekonomi dan kategori kemahiran.

## Konsep & Definisi

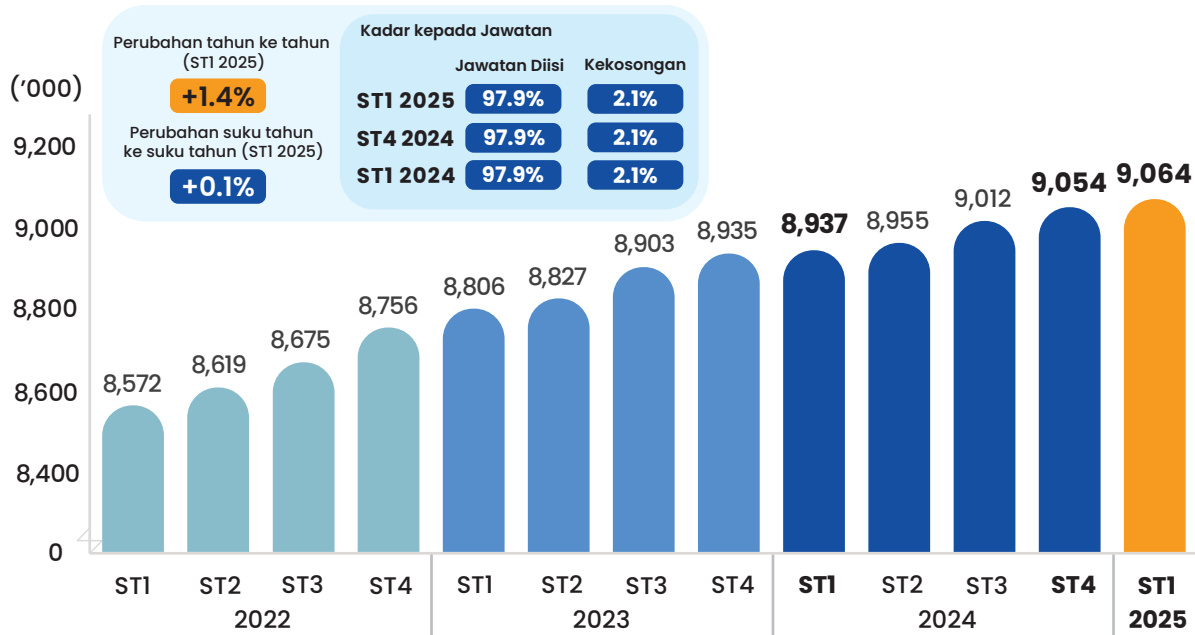
Permintaan buruh menunjukkan jumlah buruh yang diperlukan oleh pertubuhan untuk mengeluarkan barang dan perkhidmatan pada satu masa tertentu. Permintaan buruh oleh pertubuhan dikelaskan kepada jawatan diisi dan kekosongan jawatan. Konsep dan definisi statistik permintaan buruh dalam penerbitan ini adalah seperti berikut:



Perincian bagi konsep dan definisi boleh dirujuk di nota teknikal pada muka surat 174 laporan ini.

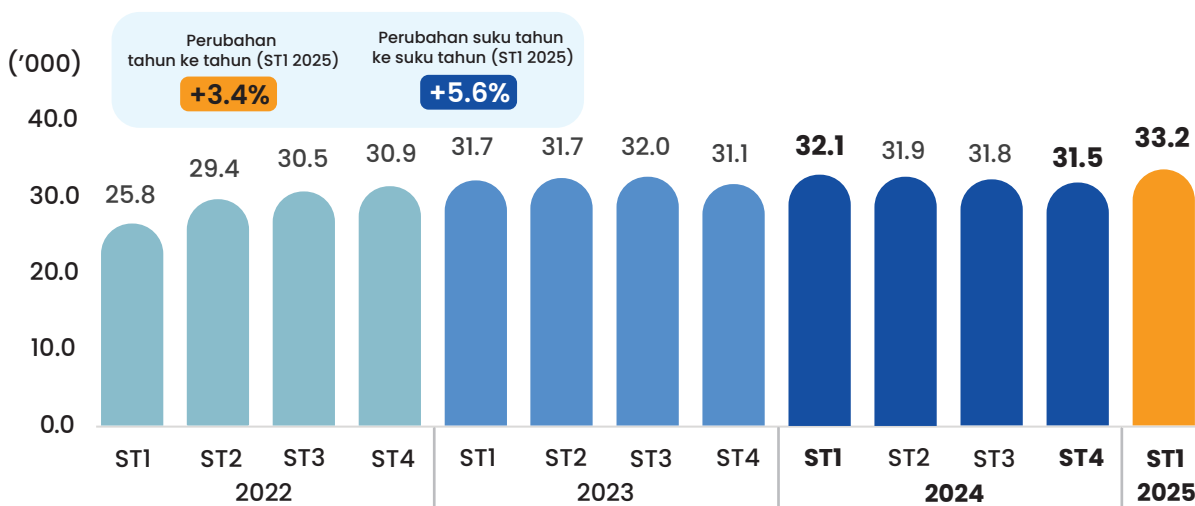
## Permintaan Buruh di Malaysia

**Carta 1: Jawatan, Jawatan Diisi dan Kekosongan, ST1 2022 - ST1 2025**



Sektor ekonomi terus berkembang pada ST1 2025 dengan bilangan jawatan mencecah 9,064 ribu, yang tertinggi pernah direkodkan sejak ST1 2022. Ini menunjukkan pertumbuhan tahun ke tahun sebanyak 1.4 peratus, peningkatan sebanyak 127 ribu jawatan berbanding ST1 2024 (8,937 ribu). Berdasarkan perbandingan dengan ST4 2024, bilangan jawatan meningkat sebanyak 0.1 peratus daripada 9,054 ribu. Kadar jawatan diisi kekal pada 97.9 peratus, bersamaan dengan 8,870 ribu jawatan diisi manakala kadar kekosongan kekal pada 2.1 peratus dengan 194.1 ribu kekosongan jawatan. **[Carta 1]**

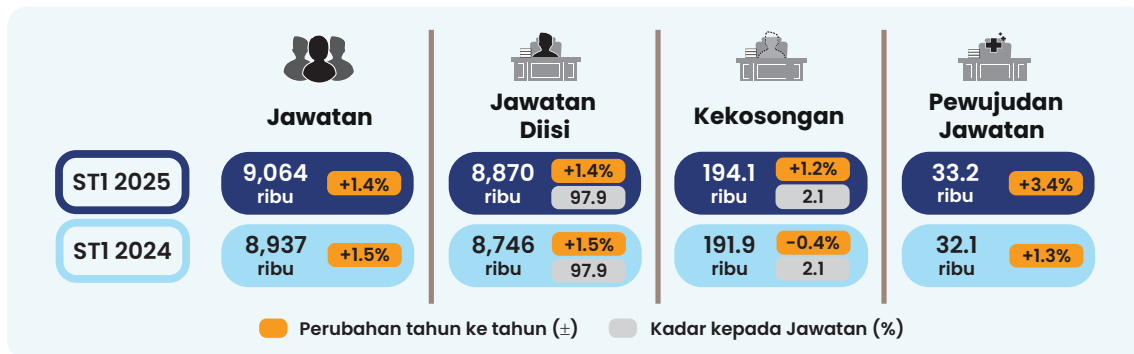
**Carta 2: Pewujudan Jawatan, ST1 2022 - ST1 2025 ('000)**



Bilangan pewujudan jawatan meningkat sebanyak 3.4 peratus tahun ke tahun dengan merekodkan sebanyak 33.2 ribu pewujudan jawatan pada ST1 2025, meningkat dari 32.1 ribu pada ST1 2024. Melihat secara suku tahunan pula, pewujudan jawatan juga meningkat sebanyak 5.6 peratus (Q4 2024: 31.5 ribu). **[Carta 2]**

## Permintaan Buruh, Suku Tahun Pertama 2025

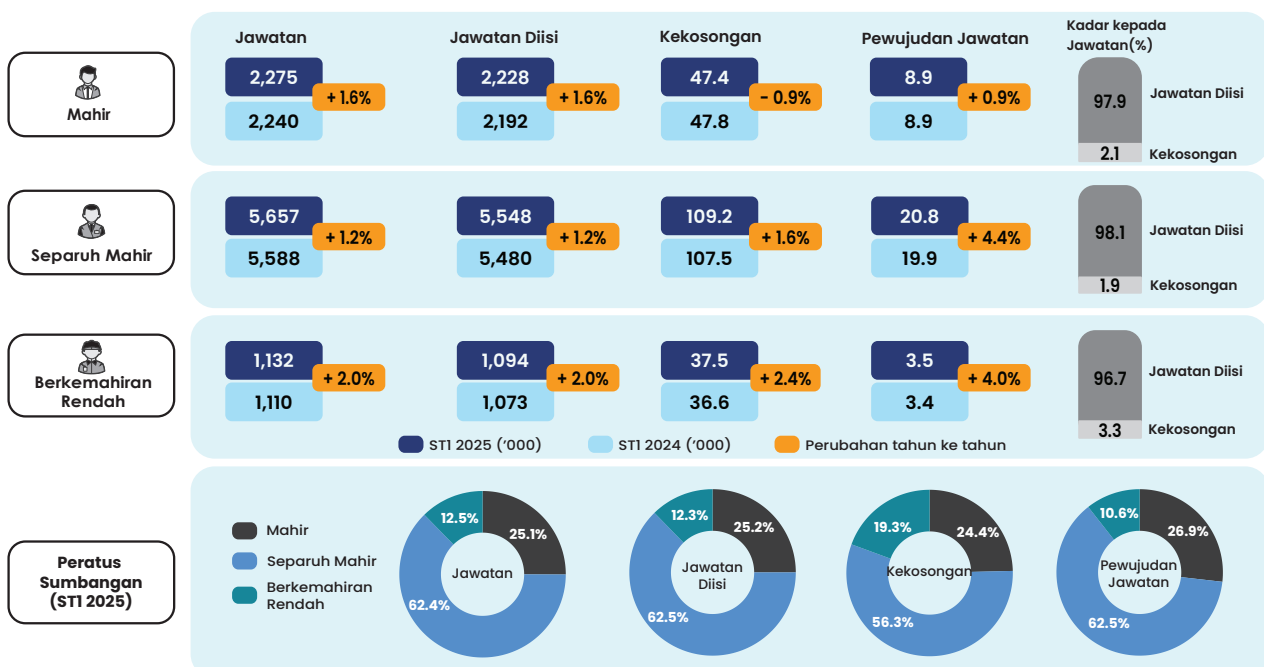
### Paparan 1: Permintaan Buruh, ST1 2024 & ST1 2025



Analisis prestasi keseluruhan permintaan buruh bagi ST1 2025 menunjukkan semua indikator merekodkan trend peningkatan yang menunjukkan pasaran buruh yang stabil dan berdaya saing. Selari dengan ini, bilangan jawatan meningkat sebanyak 1.4 peratus tahun ke tahun pada ST1 2025, merekodkan sebanyak 9,064 ribu jawatan (ST1 2024: 8,937 ribu). Sementara itu, terdapat 8,870 ribu jawatan diisi, mengekalkan kadar jawatan diisi sebanyak 97.9 peratus. Kadar kekosongan kekal pada 2.1 peratus dengan 194.1 ribu jawatan tidak diisi, meningkat daripada 191.9 ribu pada ST1 2024. Selain itu, terdapat pertumbuhan sebanyak 3.4 peratus tahun ke tahun dalam pewujudan jawatan dengan mencatatkan sejumlah 33.2 ribu jawatan baharu (ST1 2024: 32.1 ribu). **[Paparan 1]**

## Permintaan Buruh mengikut Kategori Kemahiran

### Paparan 2: Permintaan Buruh mengikut Kategori Kemahiran, ST1 2024 & ST1 2025



Berdasarkan kepada pecahan mengikut kategori kemahiran, kategori separuh mahir merangkumi peratus sumbangan terbesar, menyumbang lebih separuh daripada jumlah untuk semua indikator. Ia diikuti oleh kategori mahir dan berkemahiran rendah.

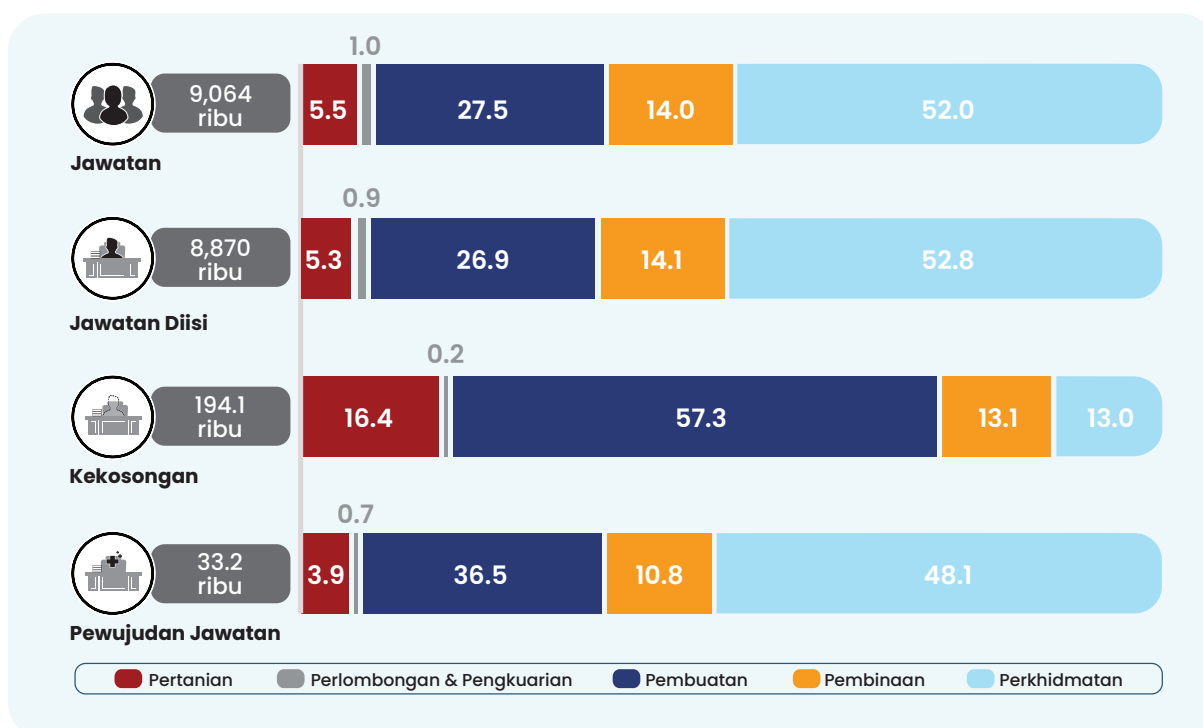
**Kategori mahir** merekodkan 2,275 ribu jawatan, peningkatan sebanyak 1.6 peratus tahun ke tahun (35 ribu pekerjaan) dari 2,240 ribu jawatan yang direkodkan pada ST1 2024. Kadar jawatan diisi yang dicatatkan adalah 97.9 peratus dengan 2,228 ribu jawatan diisi manakala kadar kekosongan kekal pada 2.1 peratus bersamaan dengan 47.4 ribu kekosongan. Bilangan pewujudan jawatan dalam kategori ini meningkat sebanyak 0.9 peratus dengan 8.9 ribu jawatan baharu direkodkan berbanding suku sama tahun lepas (ST1 2024: 8.9 ribu).

Bilangan jawatan bagi **kategori separuh mahir** menunjukkan peningkatan sebanyak 69.0 ribu kepada 5,657 ribu jawatan pada ST1 2025 (ST1 2024: 5,588 ribu). Manakala, kadar jawatan diisi kekal pada 98.1 peratus, bersamaan dengan 5,548 ribu jawatan diisi manakala kadar kekosongan adalah 1.9 peratus dengan 109.2 ribu kekosongan. Selain itu, pewujudan jawatan dalam kategori ini meningkat sebanyak 4.4 peratus, bersamaan dengan 20.8 ribu jawatan baharu (ST1 2024: 19.9 ribu).

Bagi **kategori berkemahiran rendah**, bilangan jawatan meningkat sebanyak 2.0 peratus, mencatatkan 1,132 ribu jawatan berbanding 1,110 ribu pada ST1 2024. Sejumlah 1,091 ribu jawatan telah diisi dengan kadar jawatan diisi adalah 96.7 peratus manakala 37.5 ribu jawatan masih kosong dengan kadar kekosongan sebanyak 3.3 peratus. Terdapat 3.5 ribu jawatan baharu yang diwujudkan, merangkumi 10.6 peratus daripada keseluruhan pewujudan jawatan. **[Paparan 2]**

## Permintaan Buruh mengikut Aktiviti Ekonomi

**Paparan 3: Permintaan Buruh mengikut Aktiviti Ekonomi, ST1 2025 (% Sumbangan)**



Analisis permintaan buruh mengikut aktiviti ekonomi menunjukkan bahawa sektor Perkhidmatan mendahului dengan peratus sumbangan terbesar sebanyak 52.0 peratus (4,717 ribu) daripada keseluruhan **jawatan**, diikuti oleh Pembuatan dengan 27.5 peratus (2,494 ribu). Sektor Pembinaan dan Pertanian masing-masing menyumbang sebanyak 14.0 peratus (1,273 ribu) dan 5.5 peratus


(501 ribu) daripada jawatan. Sektor Perlombongan & Pengkuarian mencatatkan peratusan terendah dengan 1.0 peratus atau 81 ribu jawatan.

Sektor Perkhidmatan juga mendominasi **jawatan diisi** dengan 52.8 peratus, mewakili 4,692 ribu jawatan diisi. Ini diikuti oleh sektor Pembuatan dan Pembinaan masing-masing dengan 26.9 peratus (2,382 ribu) dan 14.1 peratus (1,247 ribu) daripada jawatan diisi.

Dari segi **kekosongan jawatan** pula, sektor Pembuatan mencatatkan sumbangan terbesar dengan 57.3 peratus atau bersamaan dengan 111.2 ribu jawatan yang belum diisi. Sektor Pertanian berada di tempat kedua dengan 16.4 peratus, mencecah 31.8 ribu, diikuti oleh Pembinaan dengan 14.1 peratus (25.4 ribu).

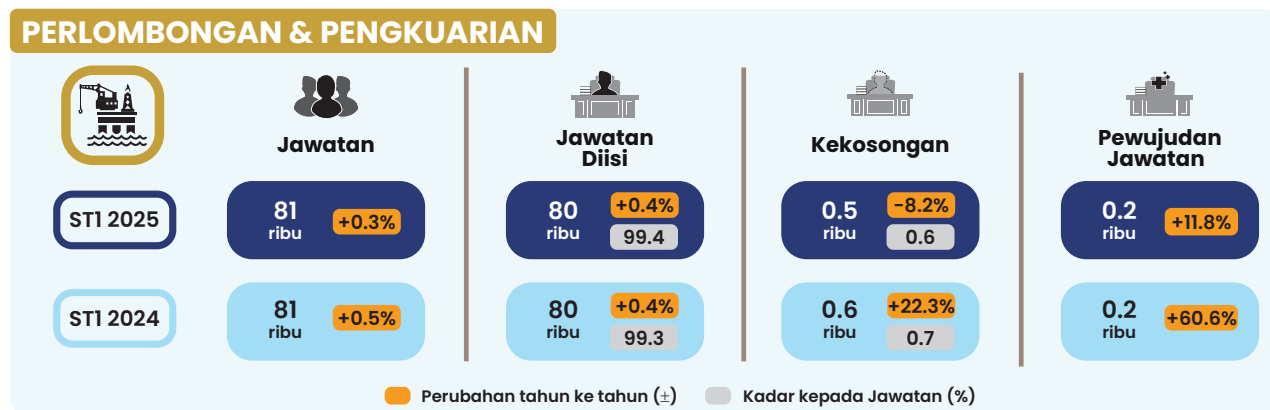
Sektor Perkhidmatan merekodkan **pewujudan jawatan** tertinggi pada suku tahun ini, merangkumi 48.1 peratus (16.0 ribu) diikuti oleh sektor Pembuatan dengan 36.5 peratus (12.1 ribu) dan Pembinaan dengan 10.8 peratus (3.6 ribu). **[Paparan 3]**

#### Paparan 4: Permintaan Buruh Sektor Pertanian, ST1 2024 & ST1 2025




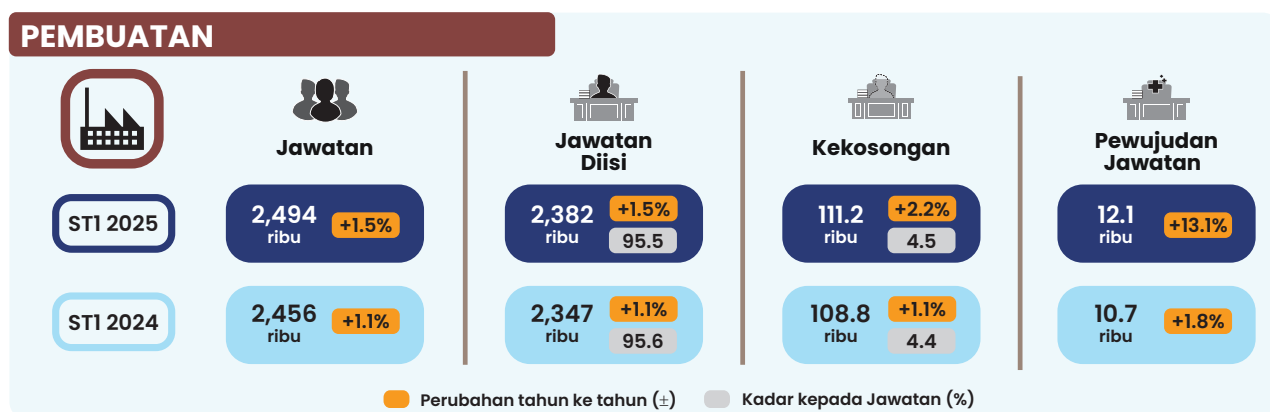
Sektor **Pertanian** mencatatkan pertumbuhan tahun ke tahun sebanyak 0.2 peratus dalam bilangan jawatan, mencecah 501 ribu jawatan pada ST1 2025 berbanding ST1 2024 (499 ribu). Bilangan jawatan diisi juga meningkat sebanyak 0.3 peratus tahun ke tahun dengan kadar jawatan diisi sebanyak 93.7 peratus (469 ribu). Sementara itu, kekosongan jawatan menurun sebanyak 1.0 peratus, mencatatkan 31.8 ribu kekosongan berbanding ST1 2024 (32.1 ribu). Sektor ini mewujudkan 1.3 ribu jawatan baharu. **[Paparan 4]**

## Paparan 5: Permintaan Buruh Sektor Perlombongan & Pengkuarian, ST1 2024 & ST1 2025



Bilangan jawatan dalam sektor **Perlombongan & Pengkuarian** meningkat sebanyak 0.3 peratus secara tahunan kepada 81 ribu jawatan. Daripada jawatan tersebut, 99.4 peratus (80 ribu) diisi manakala baki 0.6 peratus (0.5 ribu) adalah kekosongan. Selain itu, sektor ini merekodkan sejumlah 0.2 ribu jawatan baharu. **[Paparan 5]**

## Paparan 6: Permintaan Buruh Sektor Pembuatan, ST1 2024 & ST1 2025

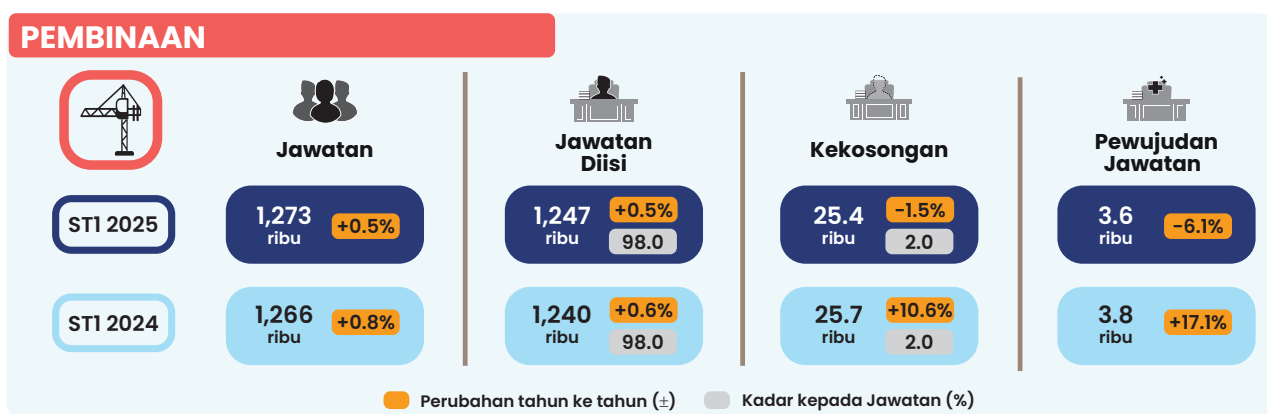


Memfokus kepada sektor **Pembuatan** pula, subsektor Produk elektrik, elektronik & optikal memainkan peranan penting dalam memacu pertumbuhan keseluruhan guna tenaga. Sektor ini menunjukkan peningkatan jawatan dengan 2,494 ribu jawatan pada ST1 2025, meningkat sebanyak 1.5 peratus tahun ke tahun atau bersamaan dengan pertambahan 37 ribu jawatan (ST1 2024: 2,456 ribu). Daripada jumlah tersebut, 95.5 peratus (2,382 ribu) telah diisi, manakala 4.5 peratus (111.2 ribu) masih belum diisi.

Mengikut pecahan subsektor, subsektor Produk elektrik, elektronik & optikal mencatatkan bilangan jawatan tertinggi iaitu sebanyak 649 ribu, diikuti oleh subsektor Produk petroleum, kimia, getah dan plastik dengan 460 ribu jawatan. Seterusnya, subsektor Tekstil, pakaian & barangan kulit mencatat kadar jawatan diisi tertinggi iaitu 96.5 peratus, diikuti oleh subsektor Produk mineral bukan logam, logam asas & produk logam yang direka dengan kadar 96.0 peratus. Sebaliknya, subsektor Produk elektrik, elektronik & optikal mencatat kadar pengisian jawatan paling rendah iaitu 94.8 peratus.

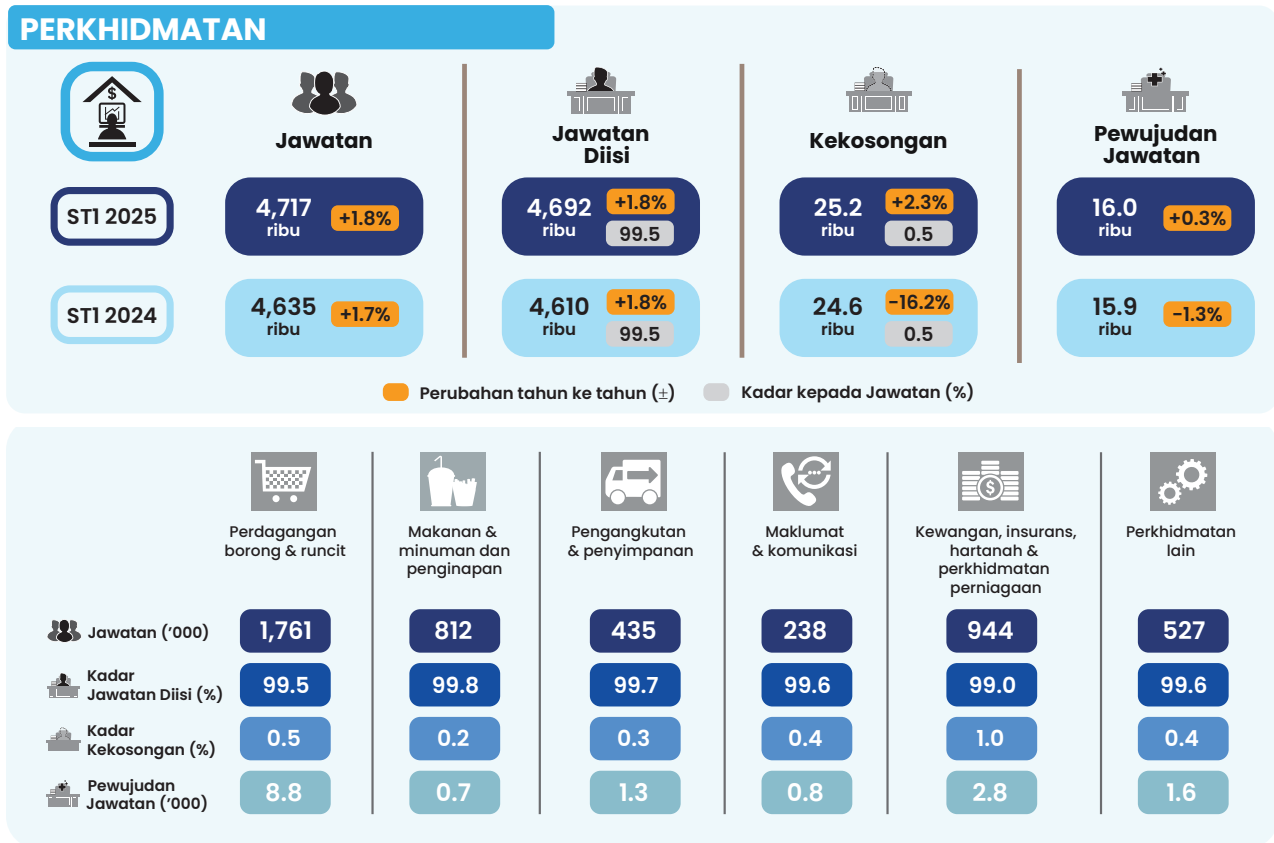
Dari segi kekosongan jawatan, sektor ini mencatatkan sejumlah 111.2 ribu jawatan yang belum diisi, dengan subsektor Produk elektrik, elektronik & optikal mempunyai kadar kekosongan tertinggi iaitu 5.2 peratus. Ini diikuti oleh subsektor Produk kayu, perabot, barangan kertas & percetakan dan Produk petroleum, kimia, getah & plastik, masing-masing dengan 4.4 peratus. Sebanyak 12.1 ribu jawatan baharu diwujudkan dalam sektor ini, terutamanya dalam subsektor Produk elektrik, elektronik & optikal yang merangkumi 12.8 peratus daripada jumlah jawatan. **[Paparan 6]**

### Paparan 7: Permintaan Buruh Sektor Pembinaan, ST1 2024 & ST1 2025



Pada suku pertama tahun 2025, jumlah jawatan dalam sektor **Pembinaan** terus menunjukkan peningkatan pada kadar yang lebih perlahan, dengan mencatat sebanyak 1,273 ribu jawatan, bersamaan dengan peningkatan 0.5 peratus tahun ke tahun berbanding suku sama tahun sebelumnya (ST1 2024: 1,266 ribu). Kadar pengisian jawatan yang direkodkan adalah 98.0 peratus, merangkumi 1,247 ribu jawatan yang telah diisi manakala kadar kekosongan adalah sebanyak 2.0 peratus, mewakili 25.4 ribu jawatan yang belum diisi. Sejumlah 3.6 ribu jawatan baharu diwujudkan pada suku tahun ini. **[Paparan 7]**

## Paparan 8: Permintaan Buruh Sektor Perkhidmatan, ST1 2024 & ST1 2025

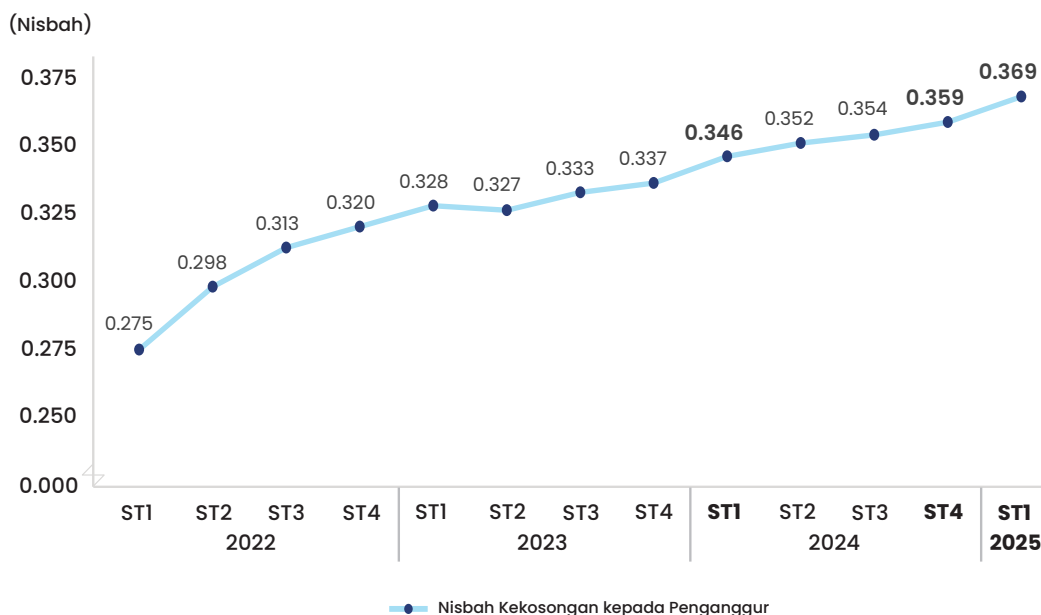


Bagi sektor **Perkhidmatan**, jumlah jawatan meningkat sebanyak 1.8 peratus tahun ke tahun pada ST1 2025, merekodkan sebanyak 4,717 ribu jawatan terutamanya di subsektor Perdagangan borong & runcit. Daripada jumlah keseluruhan jawatan, sebanyak 99.5 peratus (4,692 ribu) telah diisi manakala selebihnya iaitu 0.5 peratus adalah kekosongan (25.2 ribu) yang masih belum diisi.

Semua subsektor dalam sektor Perkhidmatan mencatatkan kadar pengisian jawatan melebihi 99.0 peratus. Antara subsektor tersebut, subsektor Makanan & minuman dan penginapan mencatat kadar pengisian tertinggi pada 99.8 peratus manakala subsektor Kewangan, insurans, hartanah & perkhidmatan perniagaan mencatatkan kadar terendah iaitu 99.0 peratus. Dari segi kekosongan jawatan, subsektor Kewangan, insurans, hartanah & perkhidmatan perniagaan menunjukkan kadar kekosongan tertinggi pada 1.0 peratus.

Selain itu, sebanyak 16.0 ribu jawatan baharu telah diwujudkan, dengan subsektor Perdagangan borong & runcit mencatat jumlah tertinggi iaitu sebanyak 8.8 ribu jawatan. **[Paparan 8]**

## Paparan 9: Nisbah Kekosongan kepada Penganggur, ST1 2022 - ST1 2025



	ST1 22	ST2 22	ST3 22	ST4 22	ST1 23	ST2 23	ST3 23	ST4 23	ST1 24	ST2 24	ST3 24	ST4 24	ST1 25
Kekosongan ('000)	184.3	191.3	191.3	192.4	192.6	189.8	190.9	190.2	191.9	191.5	191.8	193.6	194.1
*Penganggur ('000)	671.2	642.0	611.8	600.5	586.9	581.4	573.1	565.0	553.8	544.6	541.0	538.7	526.3
Nisbah kekosongan kepada Penganggur	0.275	0.298	0.313	0.320	0.328	0.327	0.333	0.337	0.346	0.352	0.354	0.359	0.369

\*Sumber : Laporan Survei Tenaga Buruh Suku Tahunan

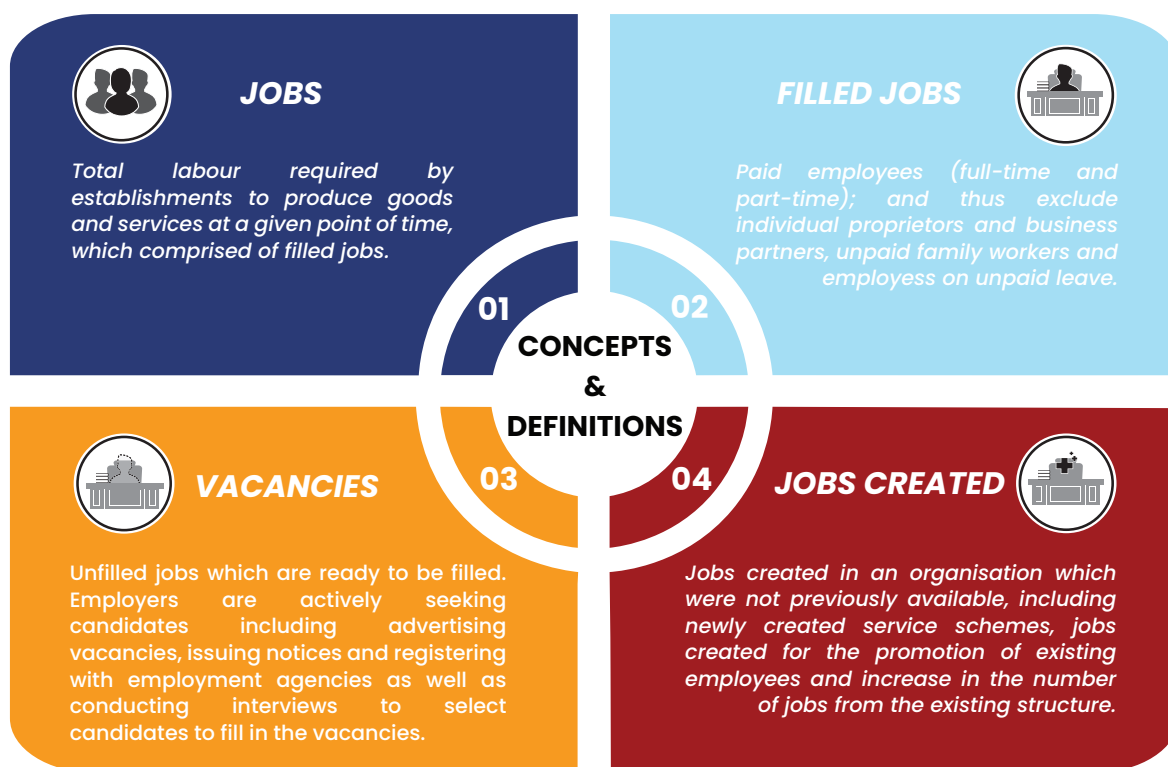
Paparan 9 menunjukkan trend nisbah kekosongan jawatan berbanding penganggur dari ST1 2022 hingga ST1 2025. Sepanjang tempoh ini, nisbah ini menunjukkan trend peningkatan yang konsisten. Pada ST1 2022, nisbah tersebut berada pada 0.275 dan meningkat secara beransur-ansur setiap suku tahun, mencapai 0.369 pada ST1 2025. Peningkatan berterusan ini mencerminkan saingan pasaran buruh yang semakin tinggi, di mana bilangan kekosongan jawatan meningkat manakala bilangan individu menganggur menurun. Secara khusus, kekosongan jawatan meningkat daripada 184.3 ribu pada ST1 2022 kepada 192.9 ribu pada ST1 2025. Pada masa yang sama, bilangan penganggur menurun dengan ketara daripada 671.2 ribu kepada 526.3 ribu. Satu lagi tempoh pertumbuhan yang ketara berlaku pada tahun 2024 di mana nisbah meningkat daripada 0.346 pada ST1 2024 kepada 0.359 pada ST4 2024. Nisbah tertinggi yang dicatatkan sepanjang tempoh ini ialah 0.369 pada ST1 2025. **[Paparan 9]**

## Introduction

This publication presents the labour demand statistics based on the Quarterly Employment Survey conducted on formal private sector establishments encompassing major economic activities namely, Agriculture, Mining & Quarrying, Manufacturing, Construction and Services. The principal statistics of employment presented in this report are jobs, filled jobs, vacancies and jobs created by economic activity and skills category.

## Concepts & Definitions

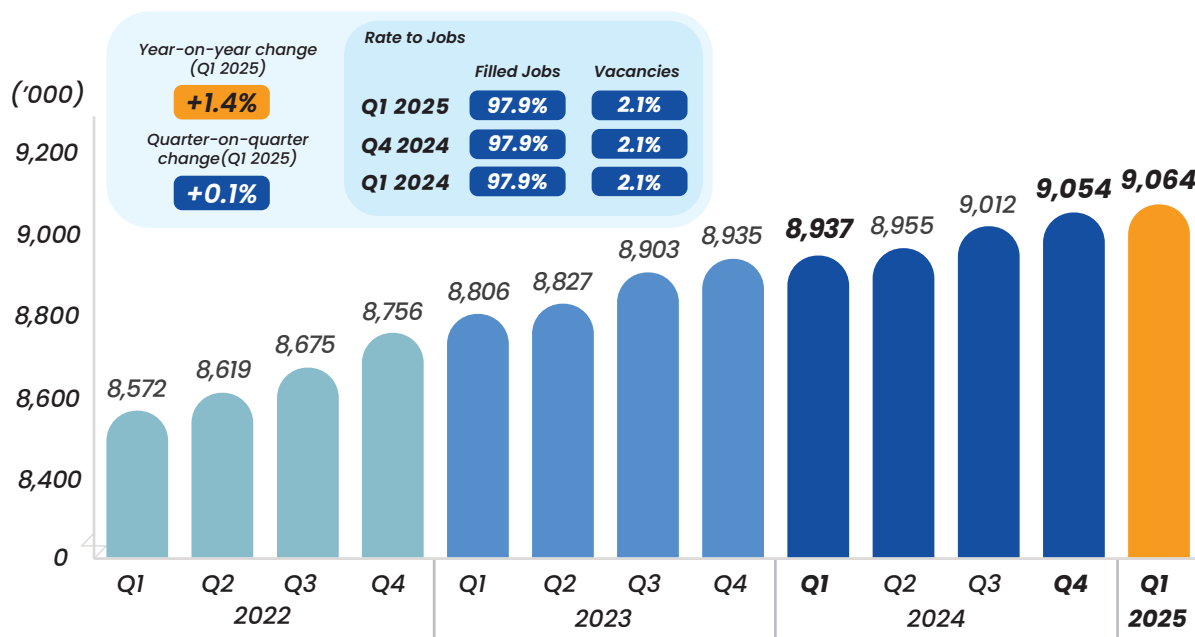
Labour demand indicates the total labour required by establishments to produce goods and services at a given point in time. The labour demand by establishments is classified into filled jobs and jobs vacancy. The concepts and definitions of the statistics on labour demand in this publication are as follows:



The details of concepts and definitions can be referred to in the technical notes on page 185 of this report.

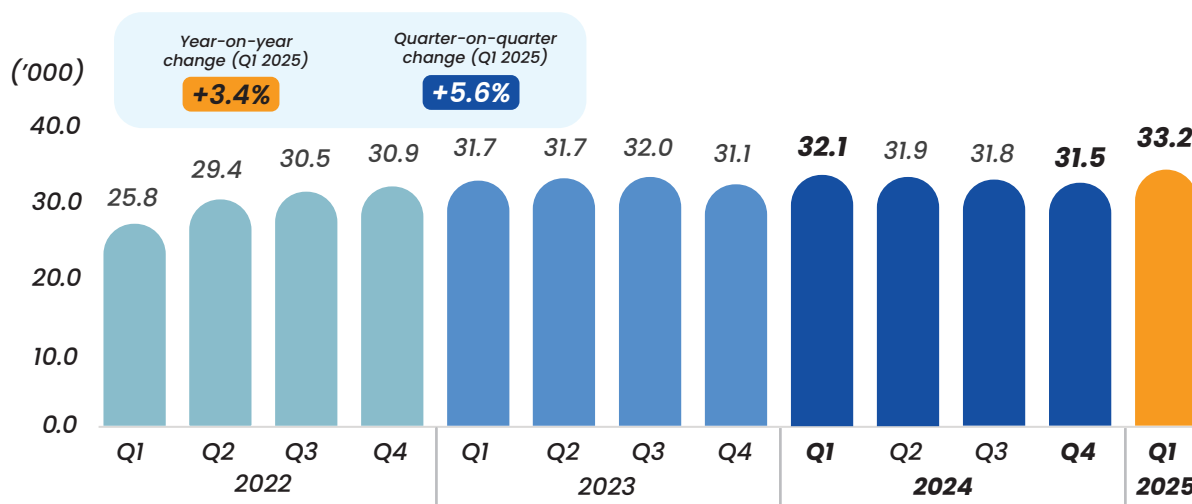
## Labour Demand in Malaysia

**Chart 1: Jobs, Filled Jobs and Vacancies, Q1 2022 - Q1 2025**



The economic sector continued to expand in Q1 2025 as the number of jobs reached 9,064 thousand, the highest ever recorded since Q1 2022. This represents a year-on-year growth of 1.4 per cent, an increase of 127 thousand jobs compared to Q1 2024 (8,937 thousand). In comparison to Q4 2024, the number of jobs increased by 0.1 per cent, up from 9,054 thousand. The rate of filled jobs remained steady at 97.9 per cent, equivalent to 8,870 thousand filled jobs, while the vacancy rate remained at 2.1 per cent with 194.1 thousand vacant positions. [Chart 1]

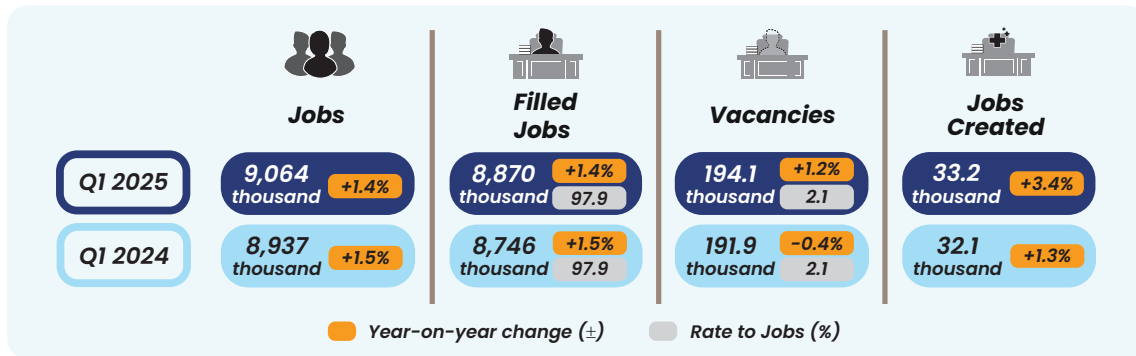
**Chart 2: Jobs Created, Q1 2022 - Q1 2025 ('000)**



The number of jobs created grew by 3.4 per cent year-on-year to record 33.2 thousand in Q1 2025, up from 32.1 thousand in Q1 2024. From the viewpoint on quarterly basis, the number of jobs created also increased by 5.6 per cent (Q4 2024: 31.5 thousand). [Chart 2]

## Labour Demand, First Quarter of 2025

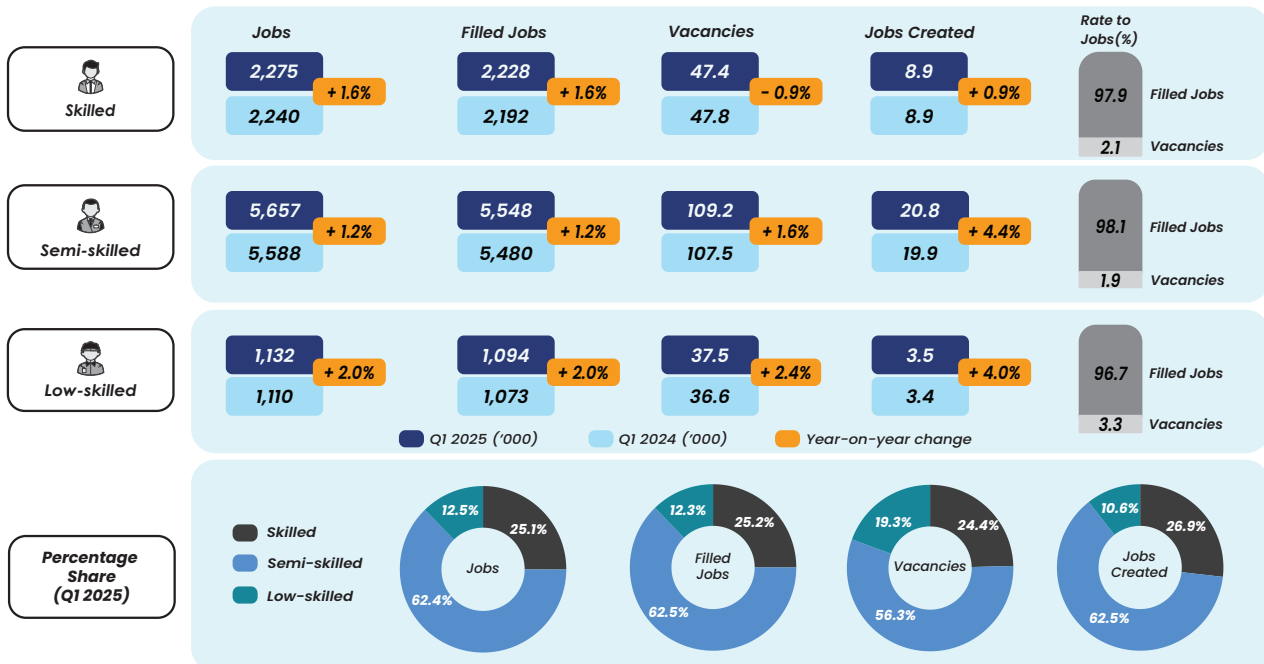
Exhibit 1: Labour Demand, Q1 2024 & Q1 2025



Analysing the overall performance of labour demand in Q1 2025, all indicators recorded an upward trend signalling a resilient and stable labour market. In tandem with this, the number of jobs increased by 1.4 per cent year-on-year during Q1 2025, recording 9,064 thousand jobs (Q1 2024: 8,937 thousand). Meanwhile, there were 8,870 thousand filled jobs, maintaining a filled jobs rate of 97.9 per cent. The vacancy rate remained unchanged at 2.1 per cent with 194.1 thousand unfilled positions, rose from 191.9 thousand in Q1 2024. Furthermore, there were a 3.4 per cent year-on-year growth in jobs created showing a total of 33.2 thousand new jobs (Q1 2024: 32.1 thousand). [Exhibit 1]

## Labour Demand by Skills Category

Exhibit 2: Labour Demand by Skills Category, Q1 2024 & Q1 2025



In terms of distribution by skills category, the semi-skilled category accounted for the largest share, contributing over half of the total of all indicators. The skilled and low-skilled categories came next.

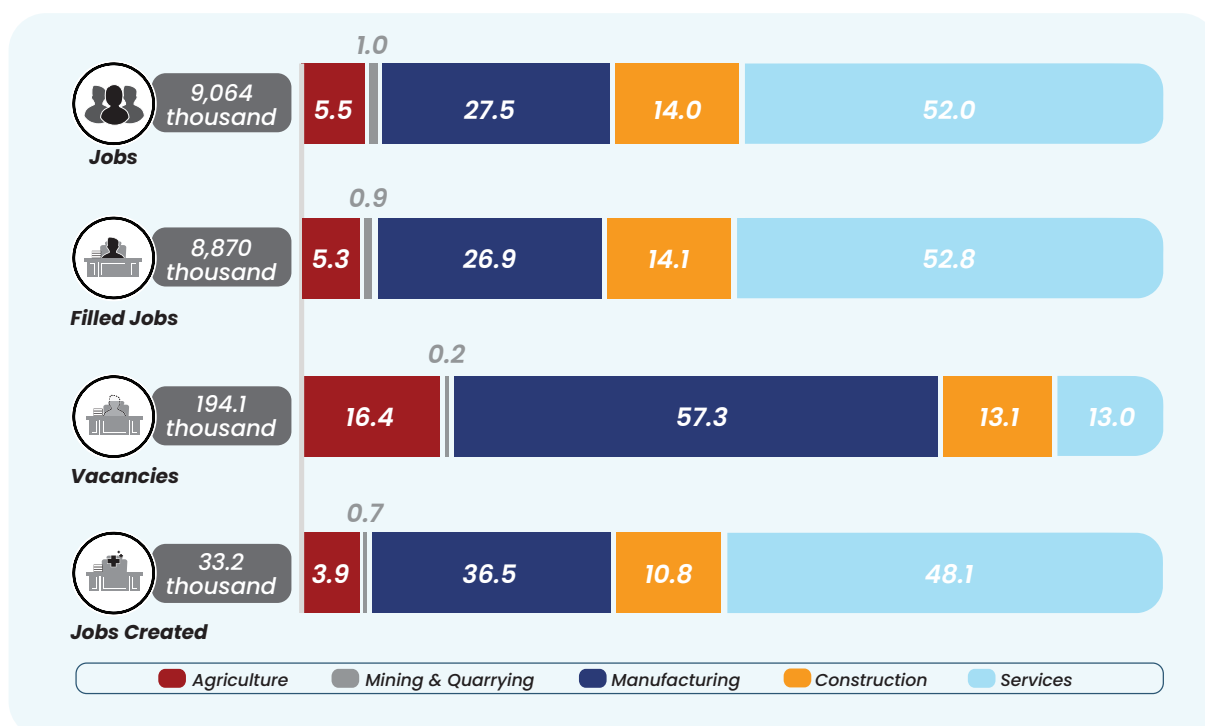
The **skilled category** registered 2,275 thousand jobs, an increase of 1.6 per cent year-on-year (35 thousand jobs) from 2,240 thousand jobs that was recorded in Q1 2024. The rate of filled jobs registered was 97.9 per cent, with 2,228 thousand jobs being filled, while the vacancy rate remained at 2.1 per cent corresponding to 47.4 thousand vacancies. The number of jobs created in this category increased by 0.9 per cent, with 8.9 thousand new jobs recorded compared to the same quarter last year (Q1 2024: 8.9 thousand).

The number of jobs in the **semi-skilled category** increased by 69.0 thousand to 5,657 thousand jobs in this quarter (Q1 2024: 5,588 thousand). Meanwhile, the filled jobs rate stood at 98.1 per cent, corresponding to 5,548 thousand filled jobs, while the vacancy rate was 1.9 per cent with 109.2 thousand vacancies. Additionally, jobs created in this category increased by 4.4 per cent, equating to 20.8 thousand new jobs. (Q1 2024: 19.9 thousand).

As for the **low-skilled category**, the number of jobs rose by 2.0 per cent, registering 1,132 thousand jobs compared to 1,110 thousand in Q1 2024. A total of 1,091 thousand jobs were filled with a filled jobs rate of 96.7 per cent, while 37.5 thousand jobs left vacant, representing a vacancy rate of 3.3 per cent. There were 3.5 thousand new jobs were created, making up 10.6 per cent of the total jobs created. **[Exhibit 2]**

### Labour Demand by Economic Activity

**Exhibit 3: Labour Demand by Economic Activity, Q1 2025 (% Share)**



Analysing the breakdown of labour demand by economic activity, the Services sector led with the largest percentage share of 52.0 per cent (4,717 thousand) of total jobs, followed by Manufacturing at 27.5 per cent (2,494 thousand). The Construction and Agriculture sectors contributed 14.0 per cent (1,273 thousand) and 5.5 per cent (501 thousand) of jobs, respectively. The

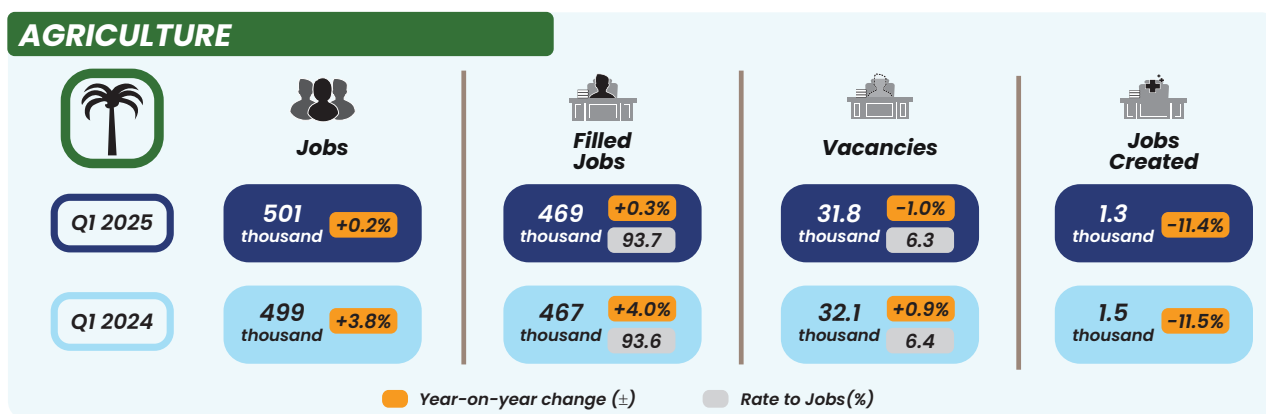
Mining & Quarrying sector had the smallest share of 1.0 per cent or 81 thousand jobs.

The Services sector also dominated the **filled jobs** with 52.8 per cent, representing 4,692 thousand filled jobs. This was followed by the Manufacturing and Construction sectors with 26.9 per cent (2,382 thousand) and 14.1 per cent (1,247 thousand) of filled jobs, respectively.

In terms of **jobs vacancy**, the Manufacturing sector posted the largest proportion with 57.3 per cent or equivalent to 111.2 thousand unfilled positions. The Agriculture sector came next with 16.4 per cent, totalling to 31.8 thousand, followed by Construction with 14.1 per cent (25.4 thousand).

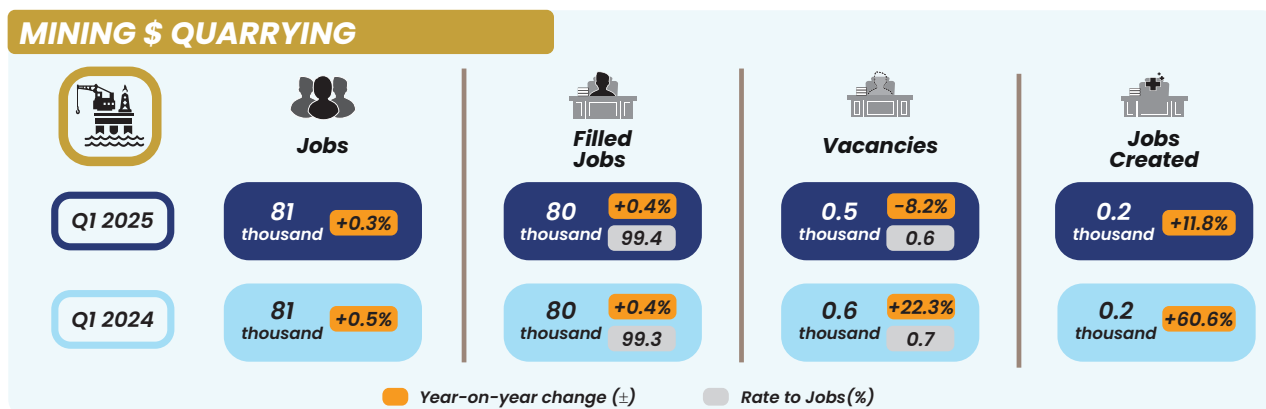
The Services sector registered the highest share of **jobs created** at 48.1 per cent (16.0 thousand) followed by Manufacturing and Construction at 36.5 per cent (12.1 thousand) and 10.8 per cent (3.6 thousand) respectively. [Exhibit 3]

**Exhibit 4: Labour Demand of Agriculture Sector, Q1 2024 & Q1 2025**



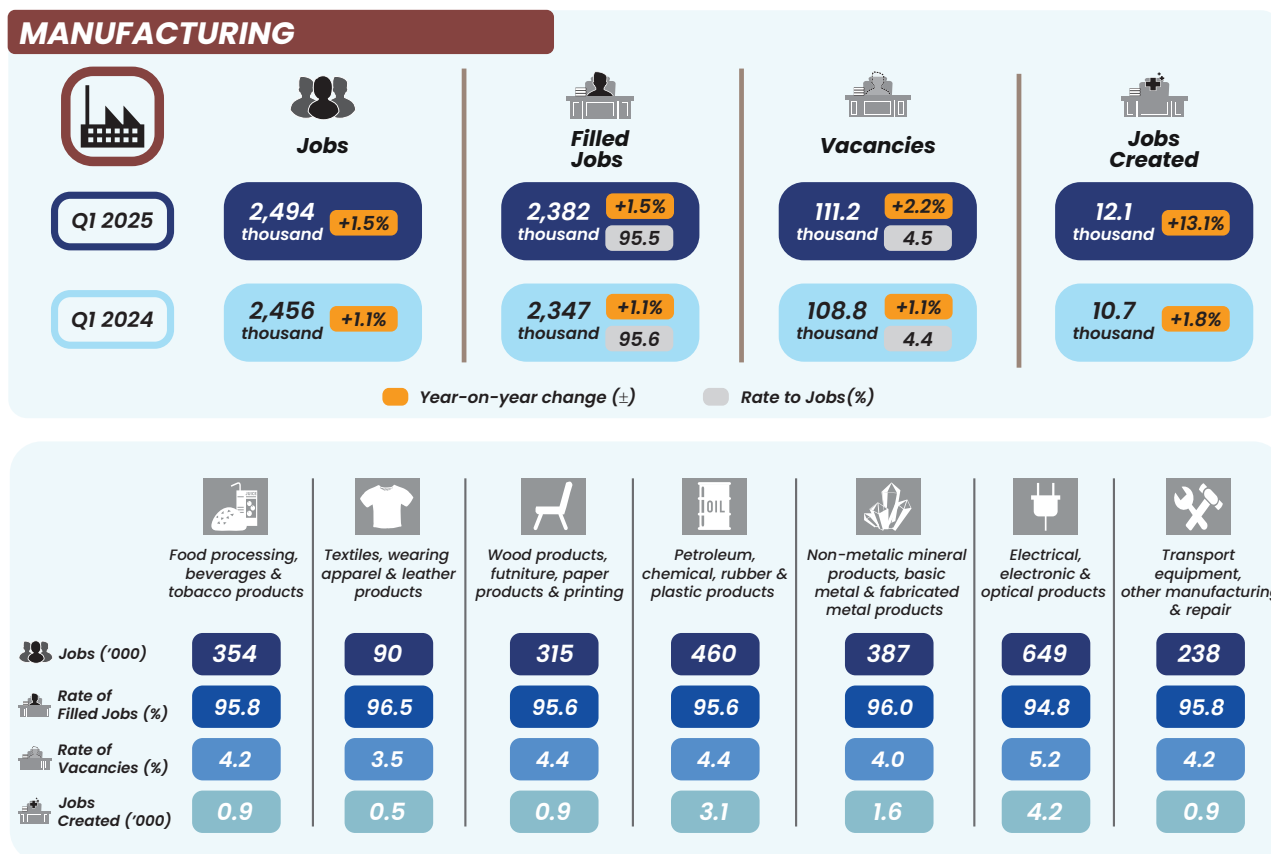
The **Agriculture** sector experienced a 0.2 per cent year-on-year increase in the number of jobs, reaching 501 thousand jobs in Q1 2025 compared to Q1 2024 (499 thousand). The number of filled jobs also grew by 0.3 per cent year-on-year, with the filled jobs rate at 93.7 per cent (469 thousand). Meanwhile, jobs vacancy edged down by 1.0 per cent, posting 31.8 thousand vacancies compared to Q1 2024 (32.1 thousand). This sector saw a creation of 1.3 thousand new jobs. [Exhibit 4]

**Exhibit 5: Labour Demand of Mining & Quarrying Sector, Q1 2024 & Q1 2025**



The number of jobs in the **Mining & Quarrying** sector rose by 0.3 per cent on annual basis, bringing the total to 81 thousand jobs. Of these jobs, 99.4 per cent (80 thousand) were filled, while the remaining 0.6 per cent (0.5 thousand) were vacant. Moreover, this sector recorded a total of 0.2 thousand new jobs. **[Exhibit 5]**

**Exhibit 6: Labour Demand of Manufacturing Sector, Q1 2024 & Q1 2025**

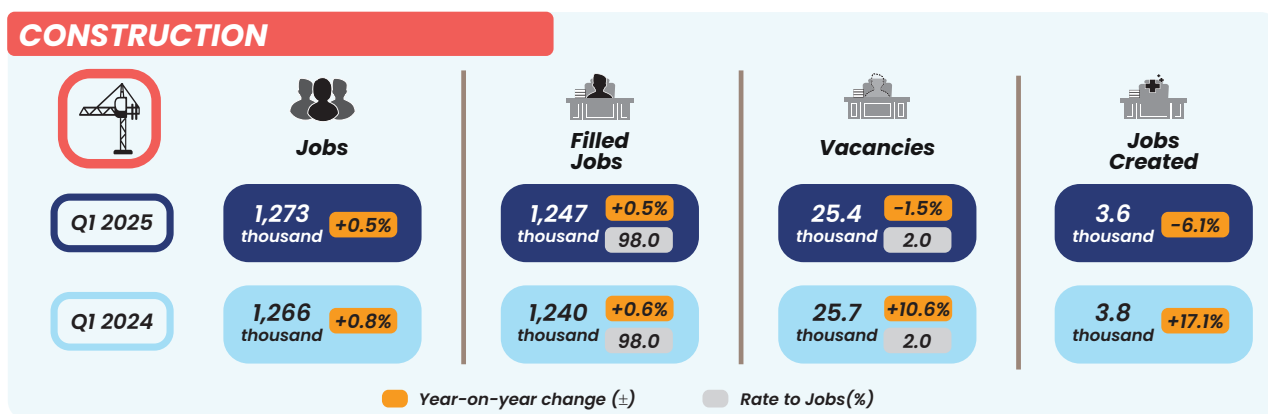


Focusing on the **Manufacturing** sector, the **Electrical, electronic & optical products** sub-sector played a crucial role in propelling overall labour demand's expansion. This sector demonstrates a rise in jobs with 2,494 thousand jobs in Q1 2025, increased by 1.5 per cent year-on-year growth, or equivalent to 37 thousand additional jobs (Q1 2024: 2,456 thousand). Of these jobs, 95.5 per cent (2,382 thousand) were filled, while 4.5 per cent (111.2 thousand) remained vacant.

Breaking down by sub-sector, the **Electrical, electronic & optical products** sub-sector recorded the highest number of jobs at 649 thousand, followed by the **Petroleum, chemical, rubber, and plastic products** sub-sector with 460 thousand jobs. Preceding to that, the **Textiles, wearing apparel & leather products** sub-sector had the highest filled jobs rate at 96.5 per cent, closely followed by the **Non-metallic mineral goods, basic metal & fabricated metal products** sub-sector at 96.0 per cent. In contrast, the **Electrical, electronic & optical products** sub-sector had the lowest filled positions rate at 94.8 per cent.

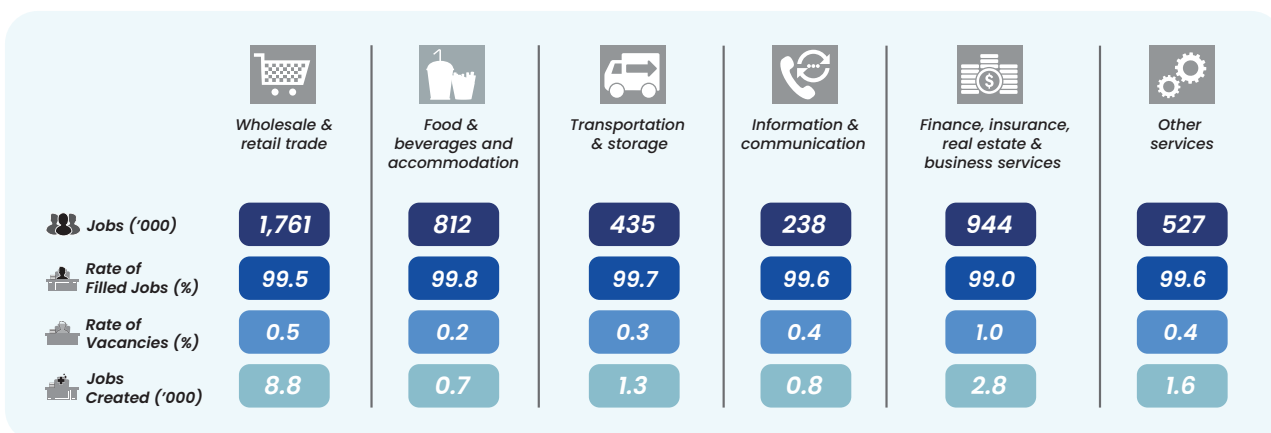
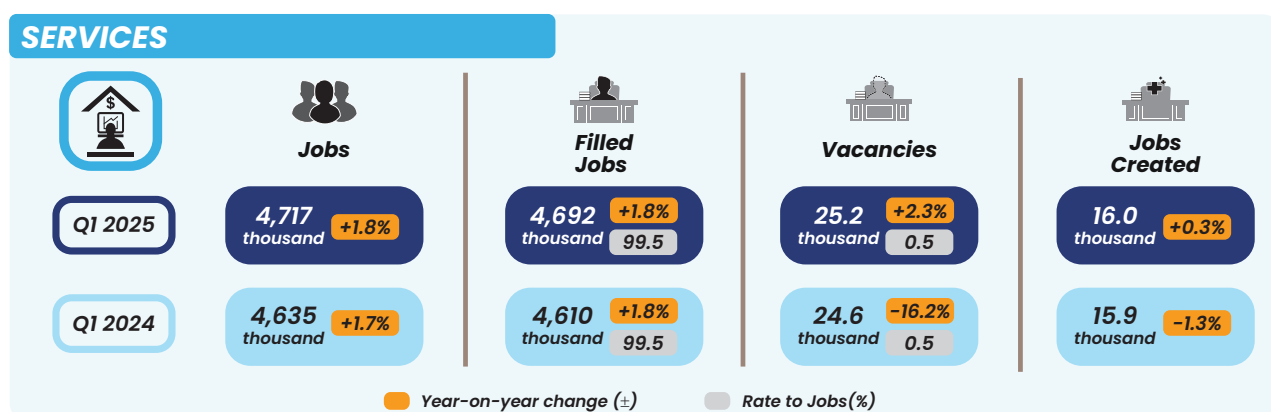
Regarding jobs vacancy, this sector recorded 111.2 thousand unoccupied jobs in total, with the **Electrical, electronic & optical products** sub-sector having the highest vacancy rate at 5.2 per cent. This was followed by the **Wood products, furniture, paper products & printing** sub-sector and **Petroleum, chemical, rubber & plastic products** sub-sector with 4.4 per cent each. There were 12.1 thousand new jobs created in this sector, primarily in the **Electrical, electronic & optical products** sub-sector encompassing 12.8 per cent of the total jobs created. **[Exhibit 6]**

Exhibit 7: Labour Demand of Construction Sector, Q1 2024 & Q1 2025



In the first quarter of 2025, the number of jobs in the **Construction** sector continued its upward trajectory at a moderated pace, attaining 1,273 thousand jobs, reflecting a 0.5 per cent year-on-year increase in comparison to the corresponding quarter of the prior year (Q1 2024: 1,266 thousand). The filled jobs rate recorded was 98.0 per cent, encompassing 1,247 thousand filled jobs whereas the vacancy rate was 2.0 per cent, representing 25.4 thousand unfilled jobs. Notably, a total of 3.6 thousand new jobs were created in this quarter. [Exhibit 7]

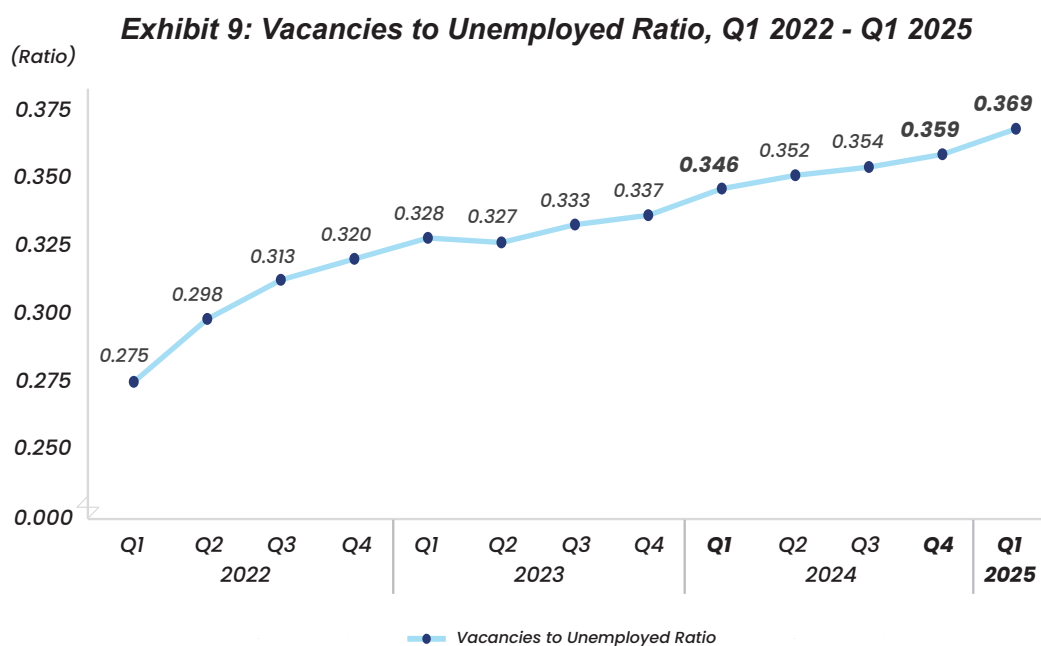
Exhibit 8: Labour Demand of Services Sector, Q1 2024 & Q1 2025



As for the **Services** sector, the number of jobs surged by 1.8 per cent on an annual basis in Q1 2025, recording 4,717 thousand jobs largely in the Wholesale & retail trade sub-sector. Among the total jobs, 99.5 per cent (4,692 thousand) were filled with the remaining 0.5 per cent, 25.2 thousand were vacant.

All subsectors within the Services sectors recorded filled jobs rate exceeding 99.0 per cent. Among these, the Food & beverages and accommodation sub-sector exhibited the highest filled jobs rate at 99.8 per cent, whereas the Finance, insurance, real estate & business services subsector recorded the lowest rate at 99.0 percent. As for jobs vacancy, the Finance, insurance, real estate & business services sub-sector posted the highest vacancy rate at 1.0 per cent.

Moreover, a total of 16.0 thousand new jobs were generated, with the Wholesale & retail trade sub-sector leading the way, producing 8.8 thousand jobs. **[Exhibit 8]**



	Q1 22	Q2 22	Q3 22	Q4 22	Q1 23	Q2 23	Q3 23	Q4 23	Q1 24	Q2 24	Q3 24	Q4 24	Q1 25
Vacancies ('000)	184.3	191.3	191.3	192.4	192.6	189.8	190.9	190.2	191.9	191.5	191.8	193.6	194.1
*Unemployed ('000)	671.2	642.0	611.8	600.5	586.9	581.4	573.1	565.0	553.8	544.6	541.0	538.7	526.3
<b>Vacancies to Unemployed Ratio</b>	<b>0.275</b>	<b>0.298</b>	<b>0.313</b>	<b>0.320</b>	<b>0.328</b>	<b>0.327</b>	<b>0.333</b>	<b>0.337</b>	<b>0.346</b>	<b>0.352</b>	<b>0.354</b>	<b>0.359</b>	<b>0.369</b>

\*Source : Quarterly Labour Force Survey Report

Exhibit 9 presents the trend of the vacancies to unemployed ratio from Q1 2022 to Q1 2025. Throughout the observed period, the ratio shows a consistent upward trend. In Q1 2022, the ratio stood at 0.275 and gradually increased each quarter, reaching 0.369 by Q1 2025. This steady rise signifies high competitive labour market, where the number of job vacancies is growing while the number of unemployed individuals is declining. Specifically, vacancies rose from 184.3 thousand in Q1 2022 to 192.9 thousand in Q1 2025. At the same time, the number of unemployed individuals dropped significantly from 671.2 thousand to 522.6 thousand. Another notable period of growth occurred in 2024, where the ratio increased from 0.346 in Q1 to 0.359 in Q4. The highest recorded ratio in the period was 0.369 in Q1 2025. **[Exhibit 9]**

# JADUAL *TABLES*





Aktiviti Ekonomi Economic Activity		2021	2022	2023	2024
<b>1</b>	<b>Jumlah Total</b>				
1.1	Jawatan Jobs	8,530.7	8,755.6	8,935.1	9,054.2
1.2	Jawatan Diisi Filled Jobs	8,347.1	8,563.2	8,744.9	8,860.7
1.3	Kekosongan Vacancies	183.6	192.4	190.2	193.6
1.4	Pewujudan Jawatan Jobs Created	69.49	116.65	126.47	127.24
<b>2</b>	<b>Pertanian Agriculture</b>				
2.1	Jawatan Jobs	468.4	479.8	495.5	501.5
2.2	Jawatan Diisi Filled Jobs	438.7	448.1	464.5	469.6
2.3	Kekosongan Vacancies	29.8	31.7	31.1	31.9
2.4	Pewujudan Jawatan Jobs Created	3.39	5.97	6.17	5.21
<b>3</b>	<b>Perlombongan &amp; Pengkuarian Mining &amp; Quarrying</b>				
3.1	Jawatan Jobs	77.9	79.5	80.6	80.5
3.2	Jawatan Diisi Filled Jobs	77.4	79.1	80.1	80.0
3.3	Kekosongan Vacancies	0.4	0.4	0.5	0.5
3.4	Pewujudan Jawatan Jobs Created	0.33	0.43	0.68	0.86
<b>4</b>	<b>Pembuatan Manufacturing</b>				
4.1	Jawatan Jobs	2,321.3	2,414.1	2,469.0	2,503.7
4.2	Jawatan Diisi Filled Jobs	2,217.7	2,306.5	2,361.0	2,393.2
4.3	Kekosongan Vacancies	103.6	107.5	108.0	110.5
4.4	Pewujudan Jawatan Jobs Created	29.19	37.49	41.52	43.44
<b>5</b>	<b>Pembinaan Construction</b>				
5.1	Jawatan Jobs	1,249.2	1,250.8	1,264.8	1,272.0
5.2	Jawatan Diisi Filled Jobs	1,227.3	1,227.5	1,239.2	1,246.3
5.3	Kekosongan Vacancies	22.0	23.3	25.5	25.7
5.4	Pewujudan Jawatan Jobs Created	10.76	13.37	14.68	14.55
<b>6</b>	<b>Perkhidmatan Services</b>				
6.1	Jawatan Jobs	4,413.9	4,531.4	4,625.2	4,696.5
6.2	Jawatan Diisi Filled Jobs	4,386.0	4,501.9	4,600.2	4,671.5
6.3	Kekosongan Vacancies	27.9	29.4	25.0	25.0
6.4	Pewujudan Jawatan Jobs Created	25.82	59.39	63.43	63.19

('000)

Kemahiran <i>Skill</i>		2021	2022	2023	2024
<b>1</b>	<b>Jumlah <i>Total</i></b>				
1.1	Jawatan <i>Jobs</i>	8,530.7	8,755.6	8,935.1	9,054.2
1.2	Jawatan Diisi <i>Filled Jobs</i>	8,347.1	8,563.2	8,744.9	8,860.7
1.3	Kekosongan <i>Vacancies</i>	183.6	192.4	190.2	193.6
1.4	Pewujudan Jawatan <i>Jobs Created</i>	69.49	116.65	126.47	127.24
<b>2</b>	<b>Mahir <i>Skilled</i></b>				
2.1	Jawatan <i>Jobs</i>	2,109.9	2,180.6	2,236.0	2,266.2
2.2	Jawatan Diisi <i>Filled Jobs</i>	2,066.9	2,131.9	2,187.9	2,218.6
2.3	Kekosongan <i>Vacancies</i>	42.9	48.6	48.1	47.6
2.4	Pewujudan Jawatan <i>Jobs Created</i>	20.79	34.47	35.61	34.18
<b>3</b>	<b>Separuh Mahir <i>Semi-skilled</i></b>				
3.1	Jawatan <i>Jobs</i>	5,311.7	5,458.1	5,587.1	5,659.3
3.2	Jawatan Diisi <i>Filled Jobs</i>	5,209.0	5,352.1	5,481.5	5,550.8
3.3	Kekosongan <i>Vacancies</i>	102.7	105.9	105.6	108.5
3.4	Pewujudan Jawatan <i>Jobs Created</i>	43.04	70.98	78.62	79.76
<b>4</b>	<b>Berkemahiran Rendah <i>Low-skilled</i></b>				
4.1	Jawatan <i>Jobs</i>	1,109.1	1,117.0	1,112.0	1,128.8
4.2	Jawatan Diisi <i>Filled Jobs</i>	1,071.1	1,079.1	1,075.5	1,091.2
4.3	Kekosongan <i>Vacancies</i>	38.0	37.8	36.5	37.5
4.4	Pewujudan Jawatan <i>Jobs Created</i>	5.66	11.20	12.24	13.30

Kemahiran & Aktiviti Ekonomi <i>Skill &amp; Economic Activity</i>		2021	2022	2023	2024
<b>A</b>	<b>Jumlah</b> <i>Total</i>				
A.1	Kadar Jawatan Diisi <i>Rate of Filled Jobs</i>	97.8	97.8	97.9	97.9
A.2	Kadar Kekosongan <i>Rate of Vacancies</i>	2.2	2.2	2.1	2.1
<b>Kemahiran/Skill</b>					
<b>B1</b>	<b>Mahir</b> <i>Skilled</i>				
B1.1	Kadar Jawatan Diisi <i>Rate of Filled Jobs</i>	98.0	97.8	97.8	97.9
B1.2	Kadar Kekosongan <i>Rate of Vacancies</i>	2.0	2.2	2.2	2.1
<b>B2</b>	<b>Separuh Mahir</b> <i>Semi-skilled</i>				
B2.1	Kadar Jawatan Diisi <i>Rate of Filled Jobs</i>	98.1	98.1	98.1	98.1
B2.2	Kadar Kekosongan <i>Rate of Vacancies</i>	1.9	1.9	1.9	1.9
<b>B3</b>	<b>Berkemahiran Rendah</b> <i>Low-skilled</i>				
B3.1	Kadar Jawatan Diisi <i>Rate of Filled Jobs</i>	96.6	96.6	96.7	96.7
B3.2	Kadar Kekosongan <i>Rate of Vacancies</i>	3.4	3.4	3.3	3.3
<b>Aktiviti Ekonomi/Economic Activity</b>					
<b>C1</b>	<b>Pertanian</b> <i>Agriculture</i>				
C1.1	Kadar Jawatan Diisi <i>Rate of Filled Jobs</i>	93.6	93.4	93.7	93.6
C1.2	Kadar Kekosongan <i>Rate of Vacancies</i>	6.4	6.6	6.3	6.4
<b>C2</b>	<b>Perlombongan &amp; Pengkuarian</b> <i>Mining &amp; Quarrying</i>				
C2.1	Kadar Jawatan Diisi <i>Rate of Filled Jobs</i>	99.5	99.5	99.3	99.3
C2.2	Kadar Kekosongan <i>Rate of Vacancies</i>	0.5	0.5	0.7	0.7
<b>C3</b>	<b>Pembuatan</b> <i>Manufacturing</i>				
C3.1	Kadar Jawatan Diisi <i>Rate of Filled Jobs</i>	95.5	95.5	95.6	95.6
C3.2	Kadar Kekosongan <i>Rate of Vacancies</i>	4.5	4.5	4.4	4.4
<b>C4</b>	<b>Pembinaan</b> <i>Construction</i>				
C4.1	Kadar Jawatan Diisi <i>Rate of Filled Jobs</i>	98.2	98.1	98.0	98.0
C4.2	Kadar Kekosongan <i>Rate of Vacancies</i>	1.8	1.9	2.0	2.0
<b>C5</b>	<b>Perkhidmatan</b> <i>Services</i>				
C5.1	Kadar Jawatan Diisi <i>Rate of Filled Jobs</i>	99.4	99.4	99.5	99.5
C5.2	Kadar Kekosongan <i>Rate of Vacancies</i>	0.6	0.6	0.5	0.5

('000)

Aktiviti Ekonomi <i>Economic Activity</i>		Suku Tahunan/ <i>Quarterly</i>						
		2022				2023		
		I	II	III	IV	I	II	III
<b>1</b>	<b>Jumlah Total</b>							
1.1	Jawatan <i>Jobs</i>	8,572.0	8,618.7	8,675.4	8,755.6	8,805.7	8,827.1	8,902.5
1.2	Jawatan Diisi <i>Filled Jobs</i>	8,387.7	8,427.4	8,484.2	8,563.2	8,613.1	8,637.3	8,711.6
1.3	Kekosongan <i>Vacancies</i>	184.3	191.3	191.3	192.4	192.6	189.8	190.9
1.4	Pewujudan Jawatan <i>Jobs Created</i>	25.84	29.40	30.53	30.89	31.71	31.70	31.99
<b>2</b>	<b>Pertanian Agriculture</b>							
2.1	Jawatan <i>Jobs</i>	466.8	468.9	470.0	479.8	481.1	482.0	491.3
2.2	Jawatan Diisi <i>Filled Jobs</i>	436.7	438.2	439.2	448.1	449.3	451.3	460.8
2.3	Kekosongan <i>Vacancies</i>	30.1	30.7	30.8	31.7	31.8	30.7	30.5
2.4	Pewujudan Jawatan <i>Jobs Created</i>	1.51	1.41	1.39	1.67	1.67	1.65	1.43
<b>3</b>	<b>Perlombongan &amp; Pengkuarian Mining &amp; Quarrying</b>							
3.1	Jawatan <i>Jobs</i>	77.6	77.6	78.4	79.5	80.1	80.3	80.8
3.2	Jawatan Diisi <i>Filled Jobs</i>	77.1	77.2	77.9	79.1	79.7	79.9	80.3
3.3	Kekosongan <i>Vacancies</i>	0.5	0.4	0.4	0.4	0.5	0.4	0.5
3.4	Pewujudan Jawatan <i>Jobs Created</i>	0.10	0.10	0.11	0.13	0.13	0.12	0.20
<b>4</b>	<b>Pembuatan Manufacturing</b>							
4.1	Jawatan <i>Jobs</i>	2,343.5	2,358.2	2,390.5	2,414.1	2,429.9	2,428.6	2,464.7
4.2	Jawatan Diisi <i>Filled Jobs</i>	2,237.3	2,251.3	2,283.2	2,306.5	2,322.2	2,320.7	2,356.8
4.3	Kekosongan <i>Vacancies</i>	106.2	106.9	107.3	107.5	107.7	108.0	107.9
4.4	Pewujudan Jawatan <i>Jobs Created</i>	8.60	9.00	9.80	10.10	10.54	10.05	10.38
<b>5</b>	<b>Pembinaan Construction</b>							
5.1	Jawatan <i>Jobs</i>	1,241.9	1,238.4	1,237.1	1,250.8	1,256.5	1,259.1	1,264.4
5.2	Jawatan Diisi <i>Filled Jobs</i>	1,219.7	1,215.7	1,214.4	1,227.5	1,233.2	1,235.3	1,238.5
5.3	Kekosongan <i>Vacancies</i>	22.2	22.6	22.7	23.3	23.3	23.7	25.9
5.4	Pewujudan Jawatan <i>Jobs Created</i>	3.34	3.45	3.50	3.08	3.25	3.62	4.06
<b>6</b>	<b>Perkhidmatan Services</b>							
6.1	Jawatan <i>Jobs</i>	4,442.2	4,475.7	4,499.4	4,531.4	4,558.1	4,577.1	4,601.4
6.2	Jawatan Diisi <i>Filled Jobs</i>	4,416.9	4,445.1	4,469.4	4,501.9	4,528.7	4,550.1	4,575.3
6.3	Kekosongan <i>Vacancies</i>	25.3	30.6	30.0	29.4	29.4	27.1	26.1
6.4	Pewujudan Jawatan <i>Jobs Created</i>	12.29	15.45	15.73	15.91	16.12	16.25	15.92

('000)

Suku Tahunan/Quarterly						Aktiviti Ekonomi Economic Activity	Jumlah Total	1
2023	2024				2025			
IV	I	II	III	IV	I <sup>a</sup>			
							<b>Jumlah Total</b>	<b>1</b>
8,935.1	8,937.4	8,955.0	9,011.7	9,054.2	9,064.4	Jawatan Jobs	1.1	
8,744.9	8,745.5	8,763.6	8,820.0	8,860.7	8,870.3	Jawatan Diisi Filled Jobs	1.2	
190.2	191.9	191.5	191.8	193.6	194.1	Kekosongan Vacancies	1.3	
31.06	32.14	31.86	31.79	31.46	33.22	Pewujudan Jawatan Jobs Created	1.4	
							<b>Pertanian Agriculture</b>	<b>2</b>
495.5	499.4	499.7	501.0	501.5	500.5	Jawatan Jobs	2.1	
464.5	467.3	468.0	469.0	469.6	468.7	Jawatan Diisi Filled Jobs	2.2	
31.1	32.1	31.8	32.0	31.9	31.8	Kekosongan Vacancies	2.3	
1.42	1.48	1.28	1.24	1.21	1.31	Pewujudan Jawatan Jobs Created	2.4	
							<b>Perlomongan &amp; Pengkuarian Mining &amp; Quarrying</b>	<b>3</b>
80.6	80.5	80.6	80.2	80.5	80.8	Jawatan Jobs	3.1	
80.1	80.0	80.0	79.7	80.0	80.3	Jawatan Diisi Filled Jobs	3.2	
0.5	0.6	0.6	0.5	0.5	0.5	Kekosongan Vacancies	3.3	
0.22	0.21	0.22	0.21	0.22	0.24	Pewujudan Jawatan Jobs Created	3.4	
							<b>Pembuatan Manufacturing</b>	<b>4</b>
2,469.0	2,456.3	2,458.7	2,489.2	2,503.7	2,493.7	Jawatan Jobs	4.1	
2,361.0	2,347.5	2,350.4	2,380.1	2,393.2	2,382.5	Jawatan Diisi Filled Jobs	4.2	
108.0	108.8	108.3	109.1	110.5	111.2	Kekosongan Vacancies	4.3	
10.55	10.73	10.81	10.94	10.97	12.13	Pewujudan Jawatan Jobs Created	4.4	
							<b>Pembinaan Construction</b>	<b>5</b>
1,264.8	1,266.1	1,267.7	1,269.8	1,272.0	1,272.5	Jawatan Jobs	5.1	
1,239.2	1,240.3	1,241.6	1,244.5	1,246.3	1,247.2	Jawatan Diisi Filled Jobs	5.2	
25.5	25.7	26.0	25.4	25.7	25.4	Kekosongan Vacancies	5.3	
3.74	3.81	3.70	3.67	3.37	3.58	Pewujudan Jawatan Jobs Created	5.4	
							<b>Perkhidmatan Services</b>	<b>6</b>
4,625.2	4,635.1	4,648.3	4,671.4	4,696.5	4,716.8	Jawatan Jobs	6.1	
4,600.2	4,610.5	4,623.6	4,646.7	4,671.5	4,691.6	Jawatan Diisi Filled Jobs	6.2	
25.0	24.6	24.7	24.8	25.0	25.2	Kekosongan Vacancies	6.3	
15.13	15.91	15.85	15.73	15.70	15.97	Pewujudan Jawatan Jobs Created	6.4	

Kemahiran Skill		Suku Tahunan/Quarterly						
		2022				2023		
		I	II	III	IV	I	II	III
<b>1</b>	<b>Jumlah Total</b>							
1.1	Jawatan Jobs	8,423.6	8,351.8	8,405.6	8,530.7	8,572.0	8,618.7	8,675.4
1.2	Jawatan Diisi Filled Jobs	8,245.7	8,173.7	8,231.6	8,347.1	8,387.7	8,427.4	8,484.2
1.3	Kekosongan Vacancies	177.9	178.0	174.0	183.6	184.3	191.3	191.3
1.4	Pewujudan Jawatan Jobs Created	17.38	16.18	15.04	20.89	25.84	29.40	30.53
<b>2</b>	<b>Mahir Skilled</b>							
2.1	Jawatan Jobs	2,062.4	2,064.3	2,075.3	2,109.9	2,116.9	2,143.7	2,157.4
2.2	Jawatan Diisi Filled Jobs	2,020.6	2,021.5	2,033.2	2,066.9	2,072.0	2,094.4	2,109.1
2.3	Kekosongan Vacancies	41.8	42.8	42.1	42.9	44.9	49.3	48.2
2.4	Pewujudan Jawatan Jobs Created	5.30	4.99	4.52	5.97	8.04	9.27	8.51
<b>3</b>	<b>Separuh Mahir Semi-skilled</b>							
3.1	Jawatan Jobs	5,253.3	5,194.8	5,237.6	5,311.7	5,344.1	5,364.2	5,405.5
3.2	Jawatan Diisi Filled Jobs	5,154.7	5,096.9	5,142.2	5,209.0	5,242.0	5,259.0	5,299.5
3.3	Kekosongan Vacancies	98.7	98.0	95.4	102.7	102.2	105.1	106.0
3.4	Pewujudan Jawatan Jobs Created	10.41	9.84	9.34	13.45	15.23	17.56	18.70
<b>4</b>	<b>Berkemahiran Rendah Low-skilled</b>							
4.1	Jawatan Jobs	1,107.9	1,092.7	1,092.7	1,109.1	1,111.0	1,110.8	1,112.5
4.2	Jawatan Diisi Filled Jobs	1,070.4	1,055.4	1,056.2	1,071.1	1,073.7	1,074.0	1,075.5
4.3	Kekosongan Vacancies	37.4	37.3	36.6	38.0	37.3	36.9	37.0
4.4	Pewujudan Jawatan Jobs Created	1.67	1.35	1.17	1.47	2.57	2.58	3.32

('000)

Suku Tahunan/Quarterly						Kemahiran Skill		
2023	2024				2025			
IV	I	II	III	IV	I <sup>p</sup>			
							<b>Jumlah Total</b>	<b>1</b>
8,935.1	8,937.4	8,955.0	9,011.7	9,054.2	9,064.4	Jawatan Jobs	1.1	
8,744.9	8,745.5	8,763.6	8,820.0	8,860.7	8,870.3	Jawatan Diisi Filled Jobs	1.2	
190.2	191.9	191.5	191.8	193.6	194.1	Kekosongan Vacancies	1.3	
31.06	32.14	31.86	31.79	31.46	33.22	Pewujudan Jawatan Jobs Created	1.4	
							<b>Mahir Skilled</b>	<b>2</b>
2,236.0	2,240.1	2,242.6	2,254.6	2,266.2	2,275.4	Jawatan Jobs	2.1	
2,187.9	2,192.3	2,194.7	2,207.1	2,218.6	2,228.1	Jawatan Diisi Filled Jobs	2.2	
48.1	47.8	48.0	47.5	47.6	47.4	Kekosongan Vacancies	2.3	
8.59	8.85	8.50	8.39	8.43	8.93	Pewujudan Jawatan Jobs Created	2.4	
							<b>Separuh Mahir Semi-skilled</b>	<b>3</b>
5,587.1	5,587.6	5,598.4	5,634.9	5,659.3	5,657.4	Jawatan Jobs	3.1	
5,481.5	5,480.2	5,491.5	5,527.8	5,550.8	5,548.2	Jawatan Diisi Filled Jobs	3.2	
105.6	107.5	106.8	107.1	108.5	109.2	Kekosongan Vacancies	3.3	
19.34	19.90	20.02	20.13	19.70	20.78	Pewujudan Jawatan Jobs Created	3.4	
							<b>Berkemahiran Rendah Low-skilled</b>	<b>4</b>
1,112.0	1,109.7	1,114.1	1,122.2	1,128.8	1,131.6	Jawatan Jobs	4.1	
1,075.5	1,073.1	1,077.4	1,085.1	1,091.2	1,094.1	Jawatan Diisi Filled Jobs	4.2	
36.5	36.6	36.7	37.2	37.5	37.5	Kekosongan Vacancies	4.3	
3.13	3.38	3.33	3.27	3.33	3.52	Pewujudan Jawatan Jobs Created	4.4	

(%)

Kemahiran & Aktiviti Ekonomi <i>Skill &amp; Economic Activity</i>		Suku Tahunan/ <i>Quarterly</i>						
		2022				2023		
		I	II	III	IV	I	II	III
<b>A</b>	<b>Jumlah</b> <i>Total</i>							
A.1	Kadar Jawatan Diisi <i>Rate of Filled Jobs</i>	97.8	97.8	97.8	97.8	97.8	97.8	97.9
A.2	Kadar Kekosongan <i>Rate of Vacancies</i>	2.2	2.2	2.2	2.2	2.2	2.2	2.1
		<b>Kemahiran/Skill</b>						
<b>B1</b>	<b>Mahir</b> <i>Skilled</i>							
B1.1	Kadar Jawatan Diisi <i>Rate of Filled Jobs</i>	97.9	97.7	97.8	97.8	97.8	97.8	97.8
B1.2	Kadar Kekosongan <i>Rate of Vacancies</i>	2.1	2.3	2.2	2.2	2.2	2.2	2.2
<b>B2</b>	<b>Separuh Mahir</b> <i>Semi-skilled</i>							
B2.1	Kadar Jawatan Diisi <i>Rate of Filled Jobs</i>	98.1	98.0	98.0	98.1	98.1	98.1	98.1
B2.2	Kadar Kekosongan <i>Rate of Vacancies</i>	1.9	2.0	2.0	1.9	1.9	1.9	1.9
<b>B3</b>	<b>Berkemahiran Rendah</b> <i>Low-skilled</i>							
B3.1	Kadar Jawatan Diisi <i>Rate of Filled Jobs</i>	96.6	96.7	96.7	96.6	96.7	96.8	96.7
B3.2	Kadar Kekosongan <i>Rate of Vacancies</i>	3.4	3.3	3.3	3.4	3.3	3.2	3.3
		<b>Aktiviti Ekonomi/<i>Economic Activity</i></b>						
<b>C1</b>	<b>Pertanian</b> <i>Agriculture</i>							
C1.1	Kadar Jawatan Diisi <i>Rate of Filled Jobs</i>	93.5	93.4	93.4	93.4	93.4	93.6	93.8
C1.2	Kadar Kekosongan <i>Rate of Vacancies</i>	6.5	6.6	6.6	6.6	6.6	6.4	6.2
<b>C2</b>	<b>Perlombongan &amp; Pengkuarian</b> <i>Mining &amp; Quarrying</i>							
C2.1	Kadar Jawatan Diisi <i>Rate of Filled Jobs</i>	99.4	99.4	99.4	99.5	99.4	99.5	99.4
C2.2	Kadar Kekosongan <i>Rate of Vacancies</i>	0.6	0.6	0.6	0.5	0.6	0.5	0.6
<b>C3</b>	<b>Pembuatan</b> <i>Manufacturing</i>							
C3.1	Kadar Jawatan Diisi <i>Rate of Filled Jobs</i>	95.5	95.5	95.5	95.5	95.6	95.6	95.6
C3.2	Kadar Kekosongan <i>Rate of Vacancies</i>	4.5	4.5	4.5	4.5	4.4	4.4	4.4
<b>C4</b>	<b>Pembinaan</b> <i>Construction</i>							
C4.1	Kadar Jawatan Diisi <i>Rate of Filled Jobs</i>	98.2	98.2	98.2	98.1	98.1	98.1	98.0
C4.2	Kadar Kekosongan <i>Rate of Vacancies</i>	1.8	1.8	1.8	1.9	1.9	1.9	2.0
<b>C5</b>	<b>Perkhidmatan</b> <i>Services</i>							
C5.1	Kadar Jawatan Diisi <i>Rate of Filled Jobs</i>	99.4	99.3	99.3	99.4	99.4	99.4	99.4
C5.2	Kadar Kekosongan <i>Rate of Vacancies</i>	0.6	0.7	0.7	0.6	0.6	0.6	0.6

(%)

Suku Tahunan/Quarterly						Kemahiran & Aktiviti Ekonomi Skill & Economic Activity					
2023	2024				2025				Jumlah Total		A
IV	I	II	III	IV	IP						
						Jumlah Total		A			
97.9	97.9	97.9	97.9	97.9	97.9	Kadar Jawatan Diisi Rate of Filled Jobs	A.1				
2.1	2.1	2.1	2.1	2.1	2.1	Kadar Kekosongan Rate of Vacancies	A.2				
<b>Kemahiran/Skill</b>											
						Mahir Skilled		B1			
97.8	97.9	97.9	97.9	97.9	97.9	Kadar Jawatan Diisi Rate of Filled Jobs	B1.1				
2.2	2.1	2.1	2.1	2.1	2.1	Kadar Kekosongan Rate of Vacancies	B1.2				
						Separuh Mahir Semi-skilled		B2			
98.1	98.1	98.1	98.1	98.1	98.1	Kadar Jawatan Diisi Rate of Filled Jobs	B2.1				
1.9	1.9	1.9	1.9	1.9	1.9	Kadar Kekosongan Rate of Vacancies	B2.2				
						Berkemahiran Rendah Low-skilled		B3			
96.7	96.7	96.7	96.7	96.7	96.7	Kadar Jawatan Diisi Rate of Filled Jobs	B3.1				
3.3	3.3	3.3	3.3	3.3	3.3	Kadar Kekosongan Rate of Vacancies	B3.2				
<b>Aktiviti Ekonomi/Economic Activity</b>											
						Pertanian Agriculture		C1			
93.7	93.6	93.6	93.6	93.6	93.7	Kadar Jawatan Diisi Rate of Filled Jobs	C1.1				
6.3	6.4	6.4	6.4	6.4	6.3	Kadar Kekosongan Rate of Vacancies	C1.2				
						Perlombongan & Pengkuarian Mining & Quarrying		C2			
99.3	99.3	99.2	99.4	99.3	99.4	Kadar Jawatan Diisi Rate of Filled Jobs	C2.1				
0.7	0.7	0.8	0.6	0.7	0.6	Kadar Kekosongan Rate of Vacancies	C2.2				
						Pembuatan Manufacturing		C3			
95.6	95.6	95.6	95.6	95.6	95.5	Kadar Jawatan Diisi Rate of Filled Jobs	C3.1				
4.4	4.4	4.4	4.4	4.4	4.5	Kadar Kekosongan Rate of Vacancies	C3.2				
						Pembinaan Construction		C4			
98.0	98.0	97.9	98.0	98.0	98.0	Kadar Jawatan Diisi Rate of Filled Jobs	C4.1				
2.0	2.0	2.1	2.0	2.0	2.0	Kadar Kekosongan Rate of Vacancies	C4.2				
						Perkhidmatan Services		C5			
99.5	99.5	99.5	99.5	99.5	99.5	Kadar Jawatan Diisi Rate of Filled Jobs	C5.1				
0.5	0.5	0.5	0.5	0.5	0.5	Kadar Kekosongan Rate of Vacancies	C5.2				

('000)

Aktiviti Ekonomi <i>Economic Activity</i>		2021	2022	2023	2024
<b>1</b>	<b>Jumlah <i>Total</i></b>	<b>8,530.7</b>	<b>8,755.6</b>	<b>8,935.1</b>	<b>9,054.2</b>
<b>2</b>	<b>Pertanian <i>Agriculture</i></b>	<b>468.4</b>	<b>479.8</b>	<b>495.5</b>	<b>501.5</b>
<b>3</b>	<b>Perlombongan &amp; Pengkuarian <i>Mining &amp; Quarrying</i></b>	<b>77.9</b>	<b>79.5</b>	<b>80.6</b>	<b>80.5</b>
<b>4</b>	<b>Pembuatan <i>Manufacturing</i></b>	<b>2,321.3</b>	<b>2,414.1</b>	<b>2,469.0</b>	<b>2,503.7</b>
4.1	Prosesan makanan, minuman & produk tembakau <i>Food processing, beverages &amp; tobacco products</i>	291.7	312.8	338.1	353.1
4.2	Produk tekstil, pakaian & kulit <i>Textiles, wearing apparel &amp; leather products</i>	83.6	86.0	89.0	89.0
4.3	Produk kayu, perabot, keluaran kertas & percetakan <i>Wood products, furniture, paper products &amp; printing</i>	302.1	308.2	313.1	317.5
4.4	Produk petroleum, kimia, getah & plastik <i>Petroleum, chemical, rubber &amp; plastic products</i>	440.6	456.9	461.0	461.9
4.5	Produk mineral bukan logam, logam asas & produk logam yang direka <i>Non-metallic mineral products, basic metal &amp; fabricated metal products</i>	359.6	365.9	377.6	385.5
4.6	Produk elektrik, elektronik & optikal <i>Electrical, electronic &amp; optical products</i>	621.0	650.4	649.9	655.0
4.7	Peralatan pengangkutan, pembuatan lain & pembaikan <i>Transport equipment, other manufacturing &amp; repair</i>	222.7	233.9	240.3	241.6
<b>5</b>	<b>Pembinaan <i>Construction</i></b>	<b>1,249.2</b>	<b>1,250.8</b>	<b>1,264.8</b>	<b>1,272.0</b>
<b>6</b>	<b>Perkhidmatan <i>Services</i></b>	<b>4,413.9</b>	<b>4,531.4</b>	<b>4,625.2</b>	<b>4,696.5</b>
6.1	Perdagangan borong & runcit <i>Wholesale &amp; retail trade</i>	1,602.1	1,668.7	1,708.1	1,748.2
6.2	Makanan & minuman dan penginapan <i>Food &amp; beverages and accommodation</i>	787.9	793.8	810.6	810.5
6.3	Pengangkutan & penyimpanan <i>Transportation &amp; storage</i>	387.7	411.0	423.0	432.8
6.4	Maklumat & komunikasi <i>Information &amp; communication</i>	227.4	231.9	233.6	237.3
6.5	Kewangan, insurans, hartanah & perkhidmatan perniagaan <i>Finance, insurance, real estate &amp; business services</i>	904.7	916.1	930.8	942.1
6.6	Perkhidmatan lain <i>Other services</i>	504.1	509.8	519.1	525.7

(%)

Aktiviti Ekonomi <i>Economic Activity</i>		2021	2022	2023	2024
1	<b>Jumlah Total</b>	100.0	100.0	100.0	100.0
2	<b>Pertanian</b> <i>Agriculture</i>	5.5	5.4	5.5	5.5
3	<b>Perlombongan &amp; Pengkuarian</b> <i>Mining &amp; Quarrying</i>	0.9	0.9	0.9	0.9
4	<b>Pembuatan</b> <i>Manufacturing</i>	27.2	27.6	27.6	27.7
4.1	Prosesan makanan, minuman & produk tembakau <i>Food processing, beverages &amp; tobacco products</i>	3.4	3.6	3.8	3.9
4.2	Produk tekstil, pakaian & kulit <i>Textiles, wearing apparel &amp; leather products</i>	1.0	1.0	1.0	1.0
4.3	Produk kayu, perabot, keluaran kertas & percetakan <i>Wood products, furniture, paper products &amp; printing</i>	3.5	3.5	3.5	3.5
4.4	Produk petroleum, kimia, getah & plastik <i>Petroleum, chemical, rubber &amp; plastic products</i>	5.2	5.2	5.2	5.1
4.5	Produk mineral bukan logam, logam asas & produk logam yang direka <i>Non-metallic mineral products, basic metal &amp; fabricated metal products</i>	4.2	4.2	4.2	4.3
4.6	Produk elektrik, elektronik & optikal <i>Electrical, electronic &amp; optical products</i>	7.3	7.4	7.3	7.2
4.7	Peralatan pengangkutan, pembuatan lain & pembaikan <i>Transport equipment, other manufacturing &amp; repair</i>	2.6	2.7	2.7	2.7
5	<b>Pembinaan</b> <i>Construction</i>	14.7	14.3	14.2	14.0
6	<b>Perkhidmatan</b> <i>Services</i>	51.7	51.8	51.8	51.9
6.1	Perdagangan borong & runcit <i>Wholesale &amp; retail trade</i>	18.8	19.1	19.1	19.3
6.2	Makanan & minuman dan penginapan <i>Food &amp; beverages and accommodation</i>	9.2	9.1	9.1	9.0
6.3	Pengangkutan & penyimpanan <i>Transportation &amp; storage</i>	4.5	4.7	4.7	4.8
6.4	Maklumat & komunikasi <i>Information &amp; communication</i>	2.7	2.6	2.6	2.6
6.5	Kewangan, insurans, hartanah & perkhidmatan perniagaan <i>Finance, insurance, real estate &amp; business services</i>	10.6	10.5	10.4	10.4
6.6	Perkhidmatan lain <i>Other services</i>	5.9	5.8	5.8	5.8

('000)

Aktiviti Ekonomi <i>Economic Activity</i>		Suku Tahunan/ <i>Quarterly</i>						
		2022				2023		
		I	II	III	IV	I	II	III
<b>1</b>	<b>Jumlah Total</b>	<b>8,572.0</b>	<b>8,618.7</b>	<b>8,675.4</b>	<b>8,755.6</b>	<b>8,805.7</b>	<b>8,827.1</b>	<b>8,902.5</b>
<b>2</b>	<b>Pertanian Agriculture</b>	<b>466.8</b>	<b>468.9</b>	<b>470.0</b>	<b>479.8</b>	<b>481.1</b>	<b>482.0</b>	<b>491.3</b>
<b>3</b>	<b>Perlombongan &amp; Pengkuarian Mining &amp; Quarrying</b>	<b>77.6</b>	<b>77.6</b>	<b>78.4</b>	<b>79.5</b>	<b>80.1</b>	<b>80.3</b>	<b>80.8</b>
<b>4</b>	<b>Pembuatan Manufacturing</b>	<b>2,343.5</b>	<b>2,358.2</b>	<b>2,390.5</b>	<b>2,414.1</b>	<b>2,429.9</b>	<b>2,428.6</b>	<b>2,464.7</b>
4.1	Prosesan makanan, minuman & produk tembakau <i>Food processing, beverages &amp; tobacco products</i>	296.4	299.6	305.3	312.8	320.8	324.6	336.0
4.2	Produk tekstil, pakaian & kulit <i>Textiles, wearing apparel &amp; leather products</i>	84.2	83.9	84.1	86.0	87.2	87.9	87.7
4.3	Produk kayu, perabot, keluaran kertas & percetakan <i>Wood products, furniture, paper products &amp; printing</i>	303.3	303.2	306.1	308.2	309.6	308.2	311.0
4.4	Produk petroleum, kimia, getah & plastik <i>Petroleum, chemical, rubber &amp; plastic products</i>	445.9	450.0	457.4	456.9	457.3	448.8	456.6
4.5	Produk mineral bukan logam, logam asas & produk logam yang direka <i>Non-metallic mineral products, basic metal &amp; fabricated metal products</i>	361.8	361.1	363.5	365.9	367.2	367.1	375.2
4.6	Produk elektrik, elektronik & optikal <i>Electrical, electronic &amp; optical products</i>	623.9	630.1	641.2	650.4	650.4	655.3	658.4
4.7	Peralatan pengangkutan, pembuatan lain & pembaikan <i>Transport equipment, other manufacturing &amp; repair</i>	228.0	230.3	232.8	233.9	237.4	236.8	239.7
<b>5</b>	<b>Pembinaan Construction</b>	<b>1,241.9</b>	<b>1,238.4</b>	<b>1,237.1</b>	<b>1,250.8</b>	<b>1,256.5</b>	<b>1,259.1</b>	<b>1,264.4</b>
<b>6</b>	<b>Perkhidmatan Services</b>	<b>4,442.2</b>	<b>4,475.7</b>	<b>4,499.4</b>	<b>4,531.4</b>	<b>4,558.1</b>	<b>4,577.1</b>	<b>4,601.4</b>
6.1	Perdagangan borong & runcit <i>Wholesale &amp; retail trade</i>	1,615.5	1,647.0	1,657.1	1,668.7	1,671.1	1,681.8	1,696.0
6.2	Makanan & minuman dan penginapan <i>Food &amp; beverages and accommodation</i>	790.6	780.5	782.9	793.8	804.2	805.9	808.4
6.3	Pengangkutan & penyimpanan <i>Transportation &amp; storage</i>	395.1	402.5	406.0	411.0	416.5	419.2	420.5
6.4	Maklumat & komunikasi <i>Information &amp; communication</i>	229.2	230.1	231.4	231.9	232.4	232.9	233.4
6.5	Kewangan, insurans, hartanah & perkhidmatan perniagaan <i>Finance, insurance, real estate &amp; business services</i>	904.7	905.9	912.8	916.1	922.1	923.1	927.0
6.6	Perkhidmatan lain <i>Other services</i>	507.2	509.6	509.2	509.8	511.7	514.1	516.2

Suku Tahunan/Quarterly						Aktiviti Ekonomi Economic Activity	
2023	2024				2025		
IV	I	II	III	IV	I <sup>p</sup>		
8,935.1	8,937.4	8,955.0	9,011.7	9,054.2	9,064.4	<b>Jumlah Total</b>	<b>1</b>
495.5	499.4	499.7	501.0	501.5	500.5	<b>Pertanian Agriculture</b>	<b>2</b>
80.6	80.5	80.6	80.2	80.5	80.8	<b>Perlombongan &amp; Pengkuarian Mining &amp; Quarrying</b>	<b>3</b>
2,469.0	2,456.3	2,458.7	2,489.2	2,503.7	2,493.7	<b>Pembuatan Manufacturing</b>	<b>4</b>
338.1	342.7	344.7	351.5	353.1	354.3	Prosesan makanan, minuman & produk tembakau Food processing, beverages & tobacco products	4.1
89.0	90.0	89.8	89.4	89.0	90.4	Produk tekstil, pakaian & kulit Textiles, wearing apparel & leather products	4.2
313.1	310.2	310.0	312.8	317.5	314.6	Produk kayu, perabot, keluaran kertas & percetakan Wood products, furniture, paper products & printing	4.3
461.0	456.6	450.7	457.9	461.9	459.6	Produk petroleum, kimia, getah & plastik Petroleum, chemical, rubber & plastic products	4.4
377.6	377.6	377.0	383.8	385.5	387.4	Produk mineral bukan logam, logam asas & produk logam yang direka Non-metallic mineral products, basic metal & fabricated metal products	4.5
649.9	642.0	647.8	652.8	655.0	649.1	Produk elektrik, elektronik & optikal Electrical, electronic & optical products	4.6
240.3	237.1	238.7	240.9	241.6	238.3	Peralatan pengangkutan, pembuatan lain & pembaikan Transport equipment, other manufacturing & repair	4.7
1,264.8	1,266.1	1,267.7	1,269.8	1,272.0	1,272.5	<b>Pembinaan Construction</b>	<b>5</b>
4,625.2	4,635.1	4,648.3	4,671.4	4,696.5	4,716.8	<b>Perkhidmatan Services</b>	<b>6</b>
1,708.1	1,710.8	1,722.3	1,734.0	1,748.2	1,760.8	Perdagangan borong & runcit Wholesale & retail trade	6.1
810.6	809.8	804.3	808.4	810.5	812.4	Makanan & minuman dan penginapan Food & beverages and accommodation	6.2
423.0	425.5	427.5	430.0	432.8	434.8	Pengangkutan & penyimpanan Transportation & storage	6.3
233.6	234.0	234.8	236.1	237.3	238.0	Maklumat & komunikasi Information & communication	6.4
930.8	933.8	936.8	939.4	942.1	943.5	Kewangan, insurans, hartanah & perkhidmatan perniagaan Finance, insurance, real estate & business services	6.5
519.1	521.3	522.6	523.5	525.7	527.3	Perkhidmatan lain Other services	6.6

(%)

Aktiviti Ekonomi <i>Economic Activity</i>		Suku Tahunan/ <i>Quarterly</i>						
		2022				2023		
		I	II	III	IV	I	II	III
<b>1</b>	<b>Jumlah Total</b>	<b>100.0</b>	<b>100.0</b>	<b>100.0</b>	<b>100.0</b>	<b>100.0</b>	<b>100.0</b>	<b>100.0</b>
<b>2</b>	<b>Pertanian Agriculture</b>	<b>5.4</b>	<b>5.4</b>	<b>5.3</b>	<b>5.4</b>	<b>5.5</b>	<b>5.5</b>	<b>5.5</b>
<b>3</b>	<b>Perlombongan &amp; Pengkuarian Mining &amp; Quarrying</b>	<b>0.9</b>	<b>0.9</b>	<b>0.9</b>	<b>0.9</b>	<b>0.9</b>	<b>0.9</b>	<b>0.9</b>
<b>4</b>	<b>Pembuatan Manufacturing</b>	<b>27.3</b>	<b>27.4</b>	<b>27.6</b>	<b>27.6</b>	<b>27.6</b>	<b>27.5</b>	<b>27.7</b>
4.1	Prosesan makanan, minuman & produk tembakau <i>Food processing, beverages &amp; tobacco products</i>	3.5	3.5	3.5	3.6	3.6	3.7	3.8
4.2	Produk tekstil, pakaian & kulit <i>Textiles, wearing apparel &amp; leather products</i>	1.0	1.0	1.0	1.0	1.0	1.0	1.0
4.3	Produk kayu, perabot, keluaran kertas & percetakan <i>Wood products, furniture, paper products &amp; printing</i>	3.5	3.5	3.5	3.5	3.5	3.5	3.5
4.4	Produk petroleum, kimia, getah & plastik <i>Petroleum, chemical, rubber &amp; plastic products</i>	5.2	5.2	5.3	5.2	5.2	5.1	5.1
4.5	Produk mineral bukan logam, logam asas & produk logam yang direka <i>Non-metallic mineral products, basic metal &amp; fabricated metal products</i>	4.2	4.2	4.2	4.2	4.2	4.2	4.2
4.6	Produk elektrik, elektronik & optikal <i>Electrical, electronic &amp; optical products</i>	7.3	7.3	7.4	7.4	7.4	7.4	7.4
4.7	Peralatan pengangkutan, pembuatan lain & pembaikan <i>Transport equipment, other manufacturing &amp; repair</i>	2.7	2.7	2.7	2.7	2.7	2.7	2.7
<b>5</b>	<b>Pembinaan Construction</b>	<b>14.6</b>	<b>14.4</b>	<b>14.3</b>	<b>14.3</b>	<b>14.3</b>	<b>14.3</b>	<b>14.2</b>
<b>6</b>	<b>Perkhidmatan Services</b>	<b>51.8</b>	<b>51.9</b>	<b>51.9</b>	<b>51.8</b>	<b>51.7</b>	<b>51.8</b>	<b>51.7</b>
6.1	Perdagangan borong & runcit <i>Wholesale &amp; retail trade</i>	18.8	19.1	19.1	19.1	19.0	19.1	19.1
6.2	Makanan & minuman dan penginapan <i>Food &amp; beverages and accommodation</i>	9.2	9.1	9.0	9.1	9.1	9.1	9.1
6.3	Pengangkutan & penyimpanan <i>Transportation &amp; storage</i>	4.6	4.7	4.7	4.7	4.7	4.7	4.7
6.4	Maklumat & komunikasi <i>Information &amp; communication</i>	2.7	2.7	2.7	2.6	2.6	2.6	2.6
6.5	Kewangan, insurans, hartanah & perkhidmatan perniagaan <i>Finance, insurance, real estate &amp; business services</i>	10.6	10.5	10.5	10.5	10.5	10.5	10.4
6.6	Perkhidmatan lain <i>Other services</i>	5.9	5.9	5.9	5.8	5.8	5.8	5.8

(%)

Suku Tahunan/Quarterly						Aktiviti Ekonomi Economic Activity	
2023	2024				2025		
IV	I	II	III	IV	I <sup>p</sup>		
100.0	100.0	100.0	100.0	100.0	100.0	<b>Jumlah Total</b>	<b>1</b>
5.5	5.6	5.6	5.6	5.5	5.5	<b>Pertanian Agriculture</b>	<b>2</b>
0.9	0.9	0.9	0.9	0.9	1.0	<b>Perlombongan &amp; Pengkuarian Mining &amp; Quarrying</b>	<b>3</b>
27.6	27.5	27.5	27.6	27.7	27.5	<b>Pembuatan Manufacturing</b>	<b>4</b>
3.8	3.8	3.8	3.9	3.9	3.9	Prosesan makanan, minuman & produk tembakau <i>Food processing, beverages &amp; tobacco products</i>	4.1
1.0	1.0	1.0	1.0	1.0	1.0	Produk tekstil, pakaian & kulit <i>Textiles, wearing apparel &amp; leather products</i>	4.2
3.5	3.5	3.5	3.5	3.5	3.5	Produk kayu, perabot, keluaran kertas & percetakan <i>Wood products, furniture, paper products &amp; printing</i>	4.3
5.2	5.1	5.0	5.1	5.1	5.1	Produk petroleum, kimia, getah & plastik <i>Petroleum, chemical, rubber &amp; plastic products</i>	4.4
4.2	4.2	4.2	4.3	4.3	4.3	Produk mineral bukan logam, logam asas & produk logam yang direka <i>Non-metallic mineral products, basic metal &amp; fabricated metal products</i>	4.5
7.3	7.2	7.2	7.2	7.2	7.2	Produk elektrik, elektronik & optikal <i>Electrical, electronic &amp; optical products</i>	4.6
2.7	2.7	2.7	2.7	2.7	2.6	Peralatan pengangkutan, pembuatan lain & pembaikan <i>Transport equipment, other manufacturing &amp; repair</i>	4.7
14.2	14.2	14.1	14.1	14.0	14.0	<b>Pembinaan Construction</b>	<b>5</b>
51.8	51.8	51.9	51.8	51.9	52.0	<b>Perkhidmatan Services</b>	<b>6</b>
19.1	19.1	19.2	19.2	19.3	19.4	Perdagangan borong & runcit <i>Wholesale &amp; retail trade</i>	6.1
9.1	9.1	9.0	9.0	9.0	9.0	Makanan & minuman dan penginapan <i>Food &amp; beverages and accommodation</i>	6.2
4.7	4.8	4.8	4.8	4.8	4.8	Pengangkutan & penyimpanan <i>Transportation &amp; storage</i>	6.3
2.6	2.6	2.6	2.6	2.6	2.6	Maklumat & komunikasi <i>Information &amp; communication</i>	6.4
10.4	10.4	10.5	10.4	10.4	10.4	Kewangan, insurans, hartanah & perkhidmatan perniagaan <i>Finance, insurance, real estate &amp; business services</i>	6.5
5.8	5.8	5.8	5.8	5.8	5.8	Perkhidmatan lain <i>Other services</i>	6.6

('000)

Aktiviti Ekonomi <i>Economic Activity</i>		2021	2022	2023	2024
<b>1</b>	<b>Jumlah Total</b>	<b>8,530.7</b>	<b>8,755.6</b>	<b>8,935.1</b>	<b>9,054.2</b>
1.1	Mahir <i>Skilled</i>	2,109.9	2,180.6	2,236.0	2,266.2
1.2	Separuh Mahir <i>Semi-skilled</i>	5,311.7	5,458.1	5,587.1	5,659.3
1.3	Berkemahiran Rendah <i>Low-skilled</i>	1,109.1	1,117.0	1,112.0	1,128.8
<b>2</b>	<b>Pertanian Agriculture</b>	<b>468.4</b>	<b>479.8</b>	<b>495.5</b>	<b>501.5</b>
2.1	Mahir <i>Skilled</i>	29.3	28.3	28.4	28.9
2.2	Separuh Mahir <i>Semi-skilled</i>	412.2	423.5	438.9	444.2
2.3	Berkemahiran Rendah <i>Low-skilled</i>	27.0	28.1	28.2	28.5
<b>3</b>	<b>Perlombongan &amp; Pengkuarian Mining &amp; Quarrying</b>	<b>77.9</b>	<b>79.5</b>	<b>80.6</b>	<b>80.5</b>
3.1	Mahir <i>Skilled</i>	23.6	23.4	23.6	23.3
3.2	Separuh Mahir <i>Semi-skilled</i>	44.8	46.4	47.3	47.2
3.3	Berkemahiran Rendah <i>Low-skilled</i>	9.4	9.8	9.8	10.0
<b>4</b>	<b>Pembuatan Manufacturing</b>	<b>2,321.3</b>	<b>2,414.1</b>	<b>2,469.0</b>	<b>2,503.7</b>
4.1	Prosesan makanan, minuman & produk tembakau <i>Food processing, beverages &amp; tobacco products</i>	291.7	312.8	338.1	353.1
4.1.1	Mahir <i>Skilled</i>	38.3	40.8	44.2	45.6
4.1.2	Separuh Mahir <i>Semi-skilled</i>	219.2	235.9	255.5	268.6
4.1.3	Berkemahiran Rendah <i>Low-skilled</i>	34.3	36.1	38.4	38.9
4.2	Produk tekstil, pakaian & kulit <i>Textiles, wearing apparel &amp; leather products</i>	83.6	86.0	89.0	89.0
4.2.1	Mahir <i>Skilled</i>	9.6	9.9	10.2	10.2
4.2.2	Separuh Mahir <i>Semi-skilled</i>	68.1	70.1	72.9	72.9
4.2.3	Berkemahiran Rendah <i>Low-skilled</i>	5.9	6.0	6.0	5.9

('000)

Aktiviti Ekonomi <i>Economic Activity</i>		2021	2022	2023	2024
4.3	Produk kayu, perabot, keluaran kertas & percetakan <i>Wood products, furniture, paper products &amp; printing</i>	302.1	308.2	313.1	317.5
4.3.1	Mahir <i>Skilled</i>	35.4	36.4	36.8	37.0
4.3.2	Separuh Mahir <i>Semi-skilled</i>	226.7	231.6	236.0	239.2
4.3.3	Berkemahiran Rendah <i>Low-skilled</i>	40.0	40.1	40.3	41.3
4.4	Produk petroleum, kimia, getah & plastik <i>Petroleum, chemical, rubber &amp; plastic products</i>	440.6	456.9	461.0	461.9
4.4.1	Mahir <i>Skilled</i>	81.2	83.7	84.4	83.3
4.4.2	Separuh Mahir <i>Semi-skilled</i>	334.3	347.2	351.1	353.2
4.4.3	Berkemahiran Rendah <i>Low-skilled</i>	25.1	26.0	25.5	25.4
4.5	Produk mineral bukan logam, logam asas & produk logam yang direka <i>Non-metallic mineral products, basic metal &amp; fabricated metal products</i>	359.6	365.9	377.6	385.5
4.5.1	Mahir <i>Skilled</i>	57.1	57.5	60.0	62.7
4.5.2	Separuh Mahir <i>Semi-skilled</i>	274.0	279.7	288.1	292.4
4.5.3	Berkemahiran Rendah <i>Low-skilled</i>	28.5	28.7	29.4	30.4
4.6	Produk elektrik, elektronik & optikal <i>Electrical, electronic &amp; optical products</i>	621.0	650.4	649.9	655.0
4.6.1	Mahir <i>Skilled</i>	140.8	149.2	149.9	152.0
4.6.2	Separuh Mahir <i>Semi-skilled</i>	457.3	478.0	476.9	479.6
4.6.3	Berkemahiran Rendah <i>Low-skilled</i>	22.9	23.2	23.1	23.3
4.7	Peralatan pengangkutan, pembuatan lain & pembaikan <i>Transport equipment, other manufacturing &amp; repair</i>	222.7	233.9	240.3	241.6
4.7.1	Mahir <i>Skilled</i>	49.7	51.6	52.9	53.5
4.7.2	Separuh Mahir <i>Semi-skilled</i>	160.9	169.8	174.7	175.6
4.7.3	Berkemahiran Rendah <i>Low-skilled</i>	12.2	12.5	12.7	12.6
<b>5</b>	<b>Pembinaan <i>Construction</i></b>	<b>1,249.2</b>	<b>1,250.8</b>	<b>1,264.8</b>	<b>1,272.0</b>
5.1	Mahir <i>Skilled</i>	141.4	141.5	143.8	142.8
5.2	Separuh Mahir <i>Semi-skilled</i>	1,061.9	1,062.6	1,072.4	1,079.3
5.3	Berkemahiran Rendah <i>Low-skilled</i>	46.0	46.7	48.5	50.0

('000)

Aktiviti Ekonomi <i>Economic Activity</i>		2021	2022	2023	2024
<b>6</b>	<b>Perkhidmatan <i>Services</i></b>	<b>4,413.9</b>	<b>4,531.4</b>	<b>4,625.2</b>	<b>4,696.5</b>
6.1	Mahir <i>Skilled</i>	1,503.7	1,558.2	1,601.7	1,626.8
6.2	Separuh Mahir <i>Semi-skilled</i>	2,052.3	2,113.3	2,173.4	2,207.1
6.3	Berkemahiran Rendah <i>Low-skilled</i>	857.9	859.8	850.1	862.6
6.1	Perdagangan borong & runcit <i>Wholesale &amp; retail trade</i>	1,602.1	1,668.7	1,708.1	1,748.2
6.1.1	Mahir <i>Skilled</i>	570.0	594.6	606.1	616.1
6.1.2	Separuh Mahir <i>Semi-skilled</i>	799.1	837.5	878.9	896.6
6.1.3	Berkemahiran Rendah <i>Low-skilled</i>	233.0	236.6	223.1	235.5
6.2	Makanan & minuman dan penginapan <i>Food &amp; beverages and accommodation</i>	787.9	793.8	810.6	810.5
6.2.1	Mahir <i>Skilled</i>	113.4	114.9	117.6	117.9
6.2.2	Separuh Mahir <i>Semi-skilled</i>	339.2	343.9	350.3	352.0
6.2.3	Berkemahiran Rendah <i>Low-skilled</i>	335.3	335.1	342.7	340.5
6.3	Pengangkutan & penyimpanan <i>Transportation &amp; storage</i>	387.7	411.0	423.0	432.8
6.3.1	Mahir <i>Skilled</i>	82.5	90.1	96.8	100.4
6.3.2	Separuh Mahir <i>Semi-skilled</i>	215.2	228.9	235.9	239.6
6.3.3	Berkemahiran Rendah <i>Low-skilled</i>	90.0	92.1	90.3	92.7
6.4	Maklumat & komunikasi <i>Information &amp; communication</i>	227.4	231.9	233.6	237.3
6.4.1	Mahir <i>Skilled</i>	132.6	135.8	137.6	139.4
6.4.2	Separuh Mahir <i>Semi-skilled</i>	76.1	78.5	78.3	79.9
6.4.3	Berkemahiran Rendah <i>Low-skilled</i>	18.8	17.6	17.7	18.0
6.5	Kewangan, insurans, hartanah & perkhidmatan perniagaan <i>Finance, insurance, real estate &amp; business services</i>	904.7	916.1	930.8	942.1
6.5.1	Mahir <i>Skilled</i>	400.2	414.4	428.6	435.6
6.5.2	Separuh Mahir <i>Semi-skilled</i>	393.4	392.8	396.8	402.4
6.5.3	Berkemahiran Rendah <i>Low-skilled</i>	111.2	108.9	105.3	104.1
6.6	Perkhidmatan lain <i>Other services</i>	504.1	509.8	519.1	525.7
6.6.1	Mahir <i>Skilled</i>	205.1	208.4	215.0	217.5
6.6.2	Separuh Mahir <i>Semi-skilled</i>	229.4	231.9	233.3	236.5
6.6.3	Berkemahiran Rendah <i>Low-skilled</i>	69.6	69.6	70.9	71.6

(%)

Aktiviti Ekonomi <i>Economic Activity</i>		2021	2022	2023	2024
<b>1</b>	<b>Jumlah Total</b>	<b>100.0</b>	<b>100.0</b>	<b>100.0</b>	<b>100.0</b>
1.1	Mahir <i>Skilled</i>	24.7	24.9	25.1	25.0
1.2	Separuh Mahir <i>Semi-skilled</i>	62.3	62.3	62.5	62.5
1.3	Berkemahiran Rendah <i>Low-skilled</i>	13.0	12.8	12.4	12.5
<b>2</b>	<b>Pertanian Agriculture</b>	<b>100.0</b>	<b>100.0</b>	<b>100.0</b>	<b>100.0</b>
2.1	Mahir <i>Skilled</i>	6.3	5.9	5.7	5.8
2.2	Separuh Mahir <i>Semi-skilled</i>	88.0	88.3	88.6	88.6
2.3	Berkemahiran Rendah <i>Low-skilled</i>	5.7	5.8	5.7	5.6
<b>3</b>	<b>Perlombongan &amp; Pengkuarian Mining &amp; Quarrying</b>	<b>100.0</b>	<b>100.0</b>	<b>100.0</b>	<b>100.0</b>
3.1	Mahir <i>Skilled</i>	30.3	29.4	29.2	28.9
3.2	Separuh Mahir <i>Semi-skilled</i>	57.6	58.3	58.7	58.7
3.3	Berkemahiran Rendah <i>Low-skilled</i>	12.1	12.3	12.1	12.4
<b>4</b>	<b>Pembuatan Manufacturing</b>	<b>100.0</b>	<b>100.0</b>	<b>100.0</b>	<b>100.0</b>
4.1	Mahir <i>Skilled</i>	17.7	17.8	17.8	17.8
4.2	Separuh Mahir <i>Semi-skilled</i>	75.0	75.1	75.1	75.1
4.3	Berkemahiran Rendah <i>Low-skilled</i>	7.3	7.1	7.1	7.1
4.1	Prosesan makanan, minuman & produk tembakau <i>Food processing, beverages &amp; tobacco products</i>	100.0	100.0	100.0	100.0
4.1.1	Mahir <i>Skilled</i>	13.1	13.1	13.1	12.9
4.1.2	Separuh Mahir <i>Semi-skilled</i>	75.2	75.4	75.6	76.1
4.1.3	Berkemahiran Rendah <i>Low-skilled</i>	11.7	11.5	11.3	11.0
4.2	Produk tekstil, pakaian & kulit <i>Textiles, wearing apparel &amp; leather products</i>	100.0	100.0	100.0	100.0
4.2.1	Mahir <i>Skilled</i>	11.4	11.5	11.5	11.5
4.2.2	Separuh Mahir <i>Semi-skilled</i>	81.5	81.5	81.8	81.9
4.2.3	Berkemahiran Rendah <i>Low-skilled</i>	7.1	7.0	6.7	6.6

(%)

Aktiviti Ekonomi <i>Economic Activity</i>		2021	2022	2023	2024
4.3	Produk kayu, perabot, keluaran kertas & percetakan <i>Wood products, furniture, paper products &amp; printing</i>	100.0	100.0	100.0	100.0
4.3.1	Mahir <i>Skilled</i>	11.7	11.8	11.8	11.7
4.3.2	Separuh Mahir <i>Semi-skilled</i>	75.1	75.2	75.4	75.3
4.3.3	Berkemahiran Rendah <i>Low-skilled</i>	13.2	13.0	12.8	13.0
4.4	Produk petroleum, kimia, getah & plastik <i>Petroleum, chemical, rubber &amp; plastic products</i>	100.0	100.0	100.0	100.0
4.4.1	Mahir <i>Skilled</i>	18.4	18.3	18.3	18.0
4.4.2	Separuh Mahir <i>Semi-skilled</i>	75.9	76.0	76.2	76.5
4.4.3	Berkemahiran Rendah <i>Low-skilled</i>	5.7	5.7	5.5	5.5
4.5	Produk mineral bukan logam, logam asas & produk logam yang direka <i>Non-metallic mineral products, basic metal &amp; fabricated metal products</i>	100.0	100.0	100.0	100.0
4.5.1	Mahir <i>Skilled</i>	15.9	15.7	15.9	16.3
4.5.2	Separuh Mahir <i>Semi-skilled</i>	76.2	76.4	76.3	75.8
4.5.3	Berkemahiran Rendah <i>Low-skilled</i>	7.9	7.9	7.8	7.9
4.6	Produk elektrik, elektronik & optikal <i>Electrical, electronic &amp; optical products</i>	100.0	100.0	100.0	100.0
4.6.1	Mahir <i>Skilled</i>	22.7	22.9	23.1	23.2
4.6.2	Separuh Mahir <i>Semi-skilled</i>	73.6	73.5	73.4	73.2
4.6.3	Berkemahiran Rendah <i>Low-skilled</i>	3.7	3.6	3.5	3.6
4.7	Peralatan pengangkutan, pembuatan lain & pembaikan <i>Transport equipment, other manufacturing &amp; repair</i>	100.0	100.0	100.0	100.0
4.7.1	Mahir <i>Skilled</i>	22.3	22.1	22.0	22.1
4.7.2	Separuh Mahir <i>Semi-skilled</i>	72.2	72.6	72.7	72.7
4.7.3	Berkemahiran Rendah <i>Low-skilled</i>	5.5	5.3	5.3	5.2
<b>5</b>	<b>Pembinaan</b> <i>Construction</i>	<b>100.0</b>	<b>100.0</b>	<b>100.0</b>	<b>100.0</b>
5.1	Mahir <i>Skilled</i>	11.3	11.3	11.4	11.3
5.2	Separuh Mahir <i>Semi-skilled</i>	85.0	85.0	84.8	84.8
5.3	Berkemahiran Rendah <i>Low-skilled</i>	3.7	3.7	3.8	3.9

(%)

Aktiviti Ekonomi <i>Economic Activity</i>		2021	2022	2023	2024
<b>6</b>	<b>Perkhidmatan <i>Services</i></b>	<b>100.0</b>	<b>100.0</b>	<b>100.0</b>	<b>100.0</b>
6.1	Mahir <i>Skilled</i>	34.1	34.4	34.6	34.6
6.2	Separuh Mahir <i>Semi-skilled</i>	46.5	46.6	47.0	47.0
6.3	Berkemahiran Rendah <i>Low-skilled</i>	19.4	19.0	18.4	18.4
<b>6.1</b>	<b>Perdagangan borong &amp; runcit <i>Wholesale &amp; retail trade</i></b>	<b>100.0</b>	<b>100.0</b>	<b>100.0</b>	<b>100.0</b>
6.1.1	Mahir <i>Skilled</i>	35.6	35.6	35.5	35.2
6.1.2	Separuh Mahir <i>Semi-skilled</i>	49.9	50.2	51.5	51.3
6.1.3	Berkemahiran Rendah <i>Low-skilled</i>	14.5	14.2	13.0	13.5
<b>6.2</b>	<b>Makanan &amp; minuman dan penginapan <i>Food &amp; beverages and accommodation</i></b>	<b>100.0</b>	<b>100.0</b>	<b>100.0</b>	<b>100.0</b>
6.2.1	Mahir <i>Skilled</i>	14.4	14.5	14.5	14.6
6.2.2	Separuh Mahir <i>Semi-skilled</i>	43.0	43.3	43.2	43.4
6.2.3	Berkemahiran Rendah <i>Low-skilled</i>	42.6	42.2	42.3	42.0
<b>6.3</b>	<b>Pengangkutan &amp; penyimpanan <i>Transportation &amp; storage</i></b>	<b>100.0</b>	<b>100.0</b>	<b>100.0</b>	<b>100.0</b>
6.3.1	Mahir <i>Skilled</i>	21.3	21.9	22.9	23.2
6.3.2	Separuh Mahir <i>Semi-skilled</i>	55.5	55.7	55.8	55.4
6.3.3	Berkemahiran Rendah <i>Low-skilled</i>	23.2	22.4	21.3	21.4
<b>6.4</b>	<b>Maklumat &amp; komunikasi <i>Information &amp; communication</i></b>	<b>100.0</b>	<b>100.0</b>	<b>100.0</b>	<b>100.0</b>
6.4.1	Mahir <i>Skilled</i>	58.3	58.6	58.9	58.7
6.4.2	Separuh Mahir <i>Semi-skilled</i>	33.5	33.8	33.5	33.7
6.4.3	Berkemahiran Rendah <i>Low-skilled</i>	8.2	7.6	7.6	7.6
<b>6.5</b>	<b>Kewangan, insurans, hartanah &amp; perkhidmatan perniagaan <i>Finance, insurance, real estate &amp; business services</i></b>	<b>100.0</b>	<b>100.0</b>	<b>100.0</b>	<b>100.0</b>
6.5.1	Mahir <i>Skilled</i>	44.2	45.2	46.1	46.2
6.5.2	Separuh Mahir <i>Semi-skilled</i>	43.5	42.9	42.6	42.7
6.5.3	Berkemahiran Rendah <i>Low-skilled</i>	12.3	11.9	11.3	11.1
<b>6.6</b>	<b>Perkhidmatan lain <i>Other services</i></b>	<b>100.0</b>	<b>100.0</b>	<b>100.0</b>	<b>100.0</b>
6.6.1	Mahir <i>Skilled</i>	40.7	40.8	41.5	41.4
6.6.2	Separuh Mahir <i>Semi-skilled</i>	45.5	45.5	44.9	45.0
6.6.3	Berkemahiran Rendah <i>Low-skilled</i>	13.8	13.7	13.6	13.6

Aktiviti Ekonomi <i>Economic Activity</i>		Suku Tahunan/ <i>Quarterly</i>						
		2022				2023		
		I	II	III	IV	I	II	III
<b>1</b>	<b>Jumlah Total</b>	<b>8,572.0</b>	<b>8,618.7</b>	<b>8,675.4</b>	<b>8,755.6</b>	<b>8,805.7</b>	<b>8,827.1</b>	<b>8,902.5</b>
1.1	Mahir <i>Skilled</i>	2,116.9	2,143.7	2,157.4	2,180.6	2,195.7	2,204.9	2,221.8
1.2	Separuh Mahir <i>Semi-skilled</i>	5,344.1	5,364.2	5,405.5	5,458.1	5,494.8	5,506.7	5,560.9
1.3	Berkemahiran Rendah <i>Low-skilled</i>	1,111.0	1,110.8	1,112.5	1,117.0	1,115.1	1,115.5	1,119.8
<b>2</b>	<b>Pertanian <i>Agriculture</i></b>	<b>466.8</b>	<b>468.9</b>	<b>470.0</b>	<b>479.8</b>	<b>481.1</b>	<b>482.0</b>	<b>491.3</b>
2.1	Mahir <i>Skilled</i>	29.5	29.4	29.2	28.3	28.1	28.3	28.2
2.2	Separuh Mahir <i>Semi-skilled</i>	409.8	411.9	413.7	423.5	424.8	425.1	434.8
2.3	Berkemahiran Rendah <i>Low-skilled</i>	27.5	27.6	27.2	28.1	28.2	28.5	28.2
<b>3</b>	<b>Perlombongan &amp; Pengkuarian <i>Mining &amp; Quarrying</i></b>	<b>77.6</b>	<b>77.6</b>	<b>78.4</b>	<b>79.5</b>	<b>80.1</b>	<b>80.3</b>	<b>80.8</b>
3.1	Mahir <i>Skilled</i>	23.5	23.6	23.0	23.4	23.7	23.6	23.7
3.2	Separuh Mahir <i>Semi-skilled</i>	44.6	44.5	45.6	46.4	46.7	47.1	47.5
3.3	Berkemahiran Rendah <i>Low-skilled</i>	9.4	9.5	9.7	9.8	9.8	9.6	9.6
<b>4</b>	<b>Pembuatan <i>Manufacturing</i></b>	<b>2,343.5</b>	<b>2,358.2</b>	<b>2,390.5</b>	<b>2,414.1</b>	<b>2,429.9</b>	<b>2,428.6</b>	<b>2,464.7</b>
4.1	Mahir <i>Skilled</i>	415.7	417.7	423.8	429.2	432.4	432.0	437.8
4.2	Separuh Mahir <i>Semi-skilled</i>	1,758.9	1,771.2	1,795.7	1,812.3	1,823.3	1,824.0	1,851.5
4.3	Berkemahiran Rendah <i>Low-skilled</i>	169.0	169.3	171.0	172.6	174.1	172.7	175.3
4.1	Prosesan makanan, minuman & produk tembakau <i>Food processing, beverages &amp; tobacco products</i>	296.4	299.6	305.3	312.8	320.8	324.6	336.0
4.1.1	Mahir <i>Skilled</i>	38.6	39.0	39.8	40.8	41.8	42.2	43.8
4.1.2	Separuh Mahir <i>Semi-skilled</i>	223.3	225.8	230.3	235.9	241.8	245.0	253.9
4.1.3	Berkemahiran Rendah <i>Low-skilled</i>	34.6	34.8	35.2	36.1	37.2	37.4	38.3

('000)

Suku Tahunan/Quarterly						Aktiviti Ekonomi Economic Activity	
2023	2024				2025		
IV	I	II	III	IV	I <sup>p</sup>		
<b>8,935.1</b>	<b>8,937.4</b>	<b>8,955.0</b>	<b>9,011.7</b>	<b>9,054.2</b>	<b>9,064.4</b>	<b>Jumlah Total</b>	<b>1</b>
2,236.0	2,240.1	2,242.6	2,254.6	2,266.2	2,275.4	Mahir Skilled	1.1
5,587.1	5,587.6	5,598.4	5,634.9	5,659.3	5,657.4	Separuh Mahir Semi-skilled	1.2
1,112.0	1,109.7	1,114.1	1,122.2	1,128.8	1,131.6	Berkemahiran Rendah Low-skilled	1.3
<b>495.5</b>	<b>499.4</b>	<b>499.7</b>	<b>501.0</b>	<b>501.5</b>	<b>500.5</b>	<b>Pertanian Agriculture</b>	<b>2</b>
28.4	28.3	28.5	28.5	28.9	28.8	Mahir Skilled	2.1
438.9	442.9	443.1	444.2	444.2	443.6	Separuh Mahir Semi-skilled	2.2
28.2	28.2	28.1	28.3	28.5	28.1	Berkemahiran Rendah Low-skilled	2.3
<b>80.6</b>	<b>80.5</b>	<b>80.6</b>	<b>80.2</b>	<b>80.5</b>	<b>80.8</b>	<b>Perlombongan &amp; Pengkuarian Mining &amp; Quarrying</b>	<b>3</b>
23.6	23.5	23.7	23.3	23.3	23.5	Mahir Skilled	3.1
47.3	47.3	47.2	47.0	47.2	47.4	Separuh Mahir Semi-skilled	3.2
9.8	9.8	9.8	9.9	10.0	10.0	Berkemahiran Rendah Low-skilled	3.3
<b>2,469.0</b>	<b>2,456.3</b>	<b>2,458.7</b>	<b>2,489.2</b>	<b>2,503.7</b>	<b>2,493.7</b>	<b>Pembuatan Manufacturing</b>	<b>4</b>
438.4	434.9	434.4	439.7	444.5	444.4	Mahir Skilled	4.1
1,855.2	1,846.9	1,849.7	1,872.8	1,881.5	1,872.4	Separuh Mahir Semi-skilled	4.2
175.4	174.5	174.7	176.8	177.7	176.9	Berkemahiran Rendah Low-skilled	4.3
338.1	342.7	344.7	351.5	353.1	354.3	Prosesan makanan, minuman & produk tembakau Food processing, beverages & tobacco products	4.1
44.2	44.5	44.7	45.4	45.6	46.1	Mahir Skilled	4.1.1
255.5	259.5	261.6	267.1	268.6	269.4	Separuh Mahir Semi-skilled	4.1.2
38.4	38.6	38.5	39.0	38.9	38.8	Berkemahiran Rendah Low-skilled	4.1.3

('000)

Aktiviti Ekonomi <i>Economic Activity</i>		Suku Tahunan/ <i>Quarterly</i>						
		2022				2023		
		I	II	III	IV	I	II	III
4.2	Produk tekstil, pakaian & kulit <i>Textiles, wearing apparel &amp; leather products</i>	84.2	83.9	84.1	86.0	87.2	87.9	87.7
4.2.1	Mahir <i>Skilled</i>	9.7	9.6	9.7	9.9	10.1	10.2	10.2
4.2.2	Separuh Mahir <i>Semi-skilled</i>	68.6	68.4	68.4	70.1	71.2	71.8	71.6
4.2.3	Berkemahiran Rendah <i>Low-skilled</i>	6.0	5.9	5.9	6.0	5.9	5.9	5.9
4.3	Produk kayu, perabot, keluaran kertas & percetakan <i>Wood products, furniture, paper products &amp; printing</i>	303.3	303.2	306.1	308.2	309.6	308.2	311.0
4.3.1	Mahir <i>Skilled</i>	35.4	35.5	35.9	36.4	36.7	36.3	36.5
4.3.2	Separuh Mahir <i>Semi-skilled</i>	228.1	228.2	230.2	231.6	232.9	232.5	234.5
4.3.3	Berkemahiran Rendah <i>Low-skilled</i>	39.7	39.5	40.0	40.1	40.1	39.4	39.9
4.4	Produk petroleum, kimia, getah & plastik <i>Petroleum, chemical, rubber &amp; plastic products</i>	445.9	450.0	457.4	456.9	457.3	448.8	456.6
4.4.1	Mahir <i>Skilled</i>	82.4	83.0	83.6	83.7	84.0	83.2	84.1
4.4.2	Separuh Mahir <i>Semi-skilled</i>	338.6	341.7	347.9	347.2	347.3	340.3	346.8
4.4.3	Berkemahiran Rendah <i>Low-skilled</i>	24.9	25.3	26.0	26.0	26.0	25.2	25.7
4.5	Produk mineral bukan logam, logam asas & produk logam yang direka <i>Non-metallic mineral products, basic metal &amp; fabricated metal products</i>	361.8	361.1	363.5	365.9	367.2	367.1	375.2
4.5.1	Mahir <i>Skilled</i>	57.0	56.8	57.2	57.5	57.7	57.5	59.0
4.5.2	Separuh Mahir <i>Semi-skilled</i>	276.2	275.8	277.8	279.7	280.7	280.9	287.0
4.5.3	Berkemahiran Rendah <i>Low-skilled</i>	28.6	28.4	28.5	28.7	28.8	28.7	29.3

('000)

Suku Tahunan/Quarterly						Aktiviti Ekonomi Economic Activity	
2023	2024				2025		
IV	I	II	III	IV	<sup>P</sup>		
89.0	90.0	89.8	89.4	89.0	90.4	Produk tekstil, pakaian & kulit <i>Textiles, wearing apparel &amp; leather products</i>	4.2
10.2	10.3	10.3	10.4	10.2	10.4	Mahir <i>Skilled</i>	4.2.1
72.9	73.7	73.4	73.1	72.9	74.2	Separuh Mahir <i>Semi-skilled</i>	4.2.2
6.0	6.0	6.0	6.0	5.9	5.9	Berkemahiran Rendah <i>Low-skilled</i>	4.2.3
313.1	310.2	310.0	312.8	317.5	314.6	Produk kayu, perabot, keluaran kertas & percetakan <i>Wood products, furniture, paper products &amp; printing</i>	4.3
36.8	36.5	36.2	36.8	37.0	36.4	Mahir <i>Skilled</i>	4.3.1
236.0	234.0	233.7	235.5	239.2	236.9	Separuh Mahir <i>Semi-skilled</i>	4.3.2
40.3	39.7	40.1	40.5	41.3	41.3	Berkemahiran Rendah <i>Low-skilled</i>	4.3.3
461.0	456.6	450.7	457.9	461.9	459.6	Produk petroleum, kimia, getah & plastik <i>Petroleum, chemical, rubber &amp; plastic products</i>	4.4
84.4	83.8	81.9	82.6	83.3	83.0	Mahir <i>Skilled</i>	4.4.1
351.1	347.7	343.8	350.0	353.2	351.8	Separuh Mahir <i>Semi-skilled</i>	4.4.2
25.5	25.2	24.9	25.3	25.4	24.7	Berkemahiran Rendah <i>Low-skilled</i>	4.4.3
377.6	377.6	377.0	383.8	385.5	387.4	Produk mineral bukan logam, logam asas & produk logam yang direka <i>Non-metallic mineral products, basic metal &amp; fabricated metal products</i>	4.5
60.0	60.1	60.4	61.9	62.7	63.4	Mahir <i>Skilled</i>	4.5.1
288.1	288.2	287.1	291.6	292.4	293.4	Separuh Mahir <i>Semi-skilled</i>	4.5.2
29.4	29.4	29.6	30.3	30.4	30.6	Berkemahiran Rendah <i>Low-skilled</i>	4.5.3

('000)

Aktiviti Ekonomi <i>Economic Activity</i>		Suku Tahunan/ <i>Quarterly</i>						
		2022				2023		
		I	II	III	IV	I	II	III
4.6	Produk elektrik, elektronik & optikal <i>Electrical, electronic &amp; optical products</i>	623.9	630.1	641.2	650.4	650.4	655.3	658.4
	4.6.1 Mahir <i>Skilled</i>	141.9	143.0	146.3	149.2	149.9	150.4	151.3
	4.6.2 Separuh Mahir <i>Semi-skilled</i>	459.2	464.3	472.0	478.0	477.0	481.6	483.6
	4.6.3 Berkemahiran Rendah <i>Low-skilled</i>	22.7	22.7	22.9	23.2	23.4	23.4	23.5
4.7	Peralatan pengangkutan, pembuatan lain & pembaikan <i>Transport equipment, other manufacturing &amp; repair</i>	228.0	230.3	232.8	233.9	237.4	236.8	239.7
	4.7.1 Mahir <i>Skilled</i>	50.7	50.7	51.3	51.6	52.3	52.2	52.8
	4.7.2 Separuh Mahir <i>Semi-skilled</i>	164.9	167.0	169.1	169.8	172.4	171.9	174.1
	4.7.3 Berkemahiran Rendah <i>Low-skilled</i>	12.4	12.5	12.4	12.5	12.7	12.6	12.7
<b>5</b>	<b>Pembinaan <i>Construction</i></b>	<b>1,241.9</b>	<b>1,238.4</b>	<b>1,237.1</b>	<b>1,250.8</b>	<b>1,256.5</b>	<b>1,259.1</b>	<b>1,264.4</b>
	5.1 Mahir <i>Skilled</i>	140.3	139.1	139.5	141.5	141.9	142.8	143.5
	5.2 Separuh Mahir <i>Semi-skilled</i>	1,056.4	1,054.4	1,053.2	1,062.6	1,067.3	1,067.3	1,072.1
	5.3 Berkemahiran Rendah <i>Low-skilled</i>	45.2	44.9	44.5	46.7	47.4	49.0	48.8
<b>6</b>	<b>Perkhidmatan <i>Services</i></b>	<b>4,442.2</b>	<b>4,475.7</b>	<b>4,499.4</b>	<b>4,531.4</b>	<b>4,558.1</b>	<b>4,577.1</b>	<b>4,601.4</b>
	6.1 Mahir <i>Skilled</i>	1,507.9	1,533.9	1,541.9	1,558.2	1,569.7	1,578.2	1,588.6
	6.2 Separuh Mahir <i>Semi-skilled</i>	2,074.4	2,082.3	2,097.3	2,113.3	2,132.8	2,143.2	2,155.0
	6.3 Berkemahiran Rendah <i>Low-skilled</i>	859.9	859.5	860.2	859.8	855.6	855.8	857.9
6.1	Perdagangan borong & runcit <i>Wholesale &amp; retail trade</i>	1,615.5	1,647.0	1,657.1	1,668.7	1,671.1	1,681.8	1,696.0
	6.1.1 Mahir <i>Skilled</i>	566.8	586.9	587.8	594.6	595.2	597.7	600.6
	6.1.2 Separuh Mahir <i>Semi-skilled</i>	812.8	820.8	828.7	837.5	843.2	852.6	863.0
	6.1.3 Berkemahiran Rendah <i>Low-skilled</i>	235.9	239.2	240.6	236.6	232.7	231.5	232.4

('000)

Suku Tahunan/Quarterly						Aktiviti Ekonomi Economic Activity		
2023	2024				2025			
IV	I	II	III	IV	IP			
649.9	642.0	647.8	652.8	655.0	649.1	Produk elektrik, elektronik & optikal <i>Electrical, electronic &amp; optical products</i>	4.6	
149.9	147.6	148.4	149.7	152.0	152.0	Mahir <i>Skilled</i>	4.6.1	
476.9	471.5	476.3	480.0	479.6	473.8	Separuh Mahir <i>Semi-skilled</i>	4.6.2	
23.1	23.0	23.1	23.1	23.3	23.3	Berkemahiran Rendah <i>Low-skilled</i>	4.6.3	
240.3	237.1	238.7	240.9	241.6	238.3	Peralatan pengangkutan, pembuatan lain & pembaikan <i>Transport equipment, other manufacturing &amp; repair</i>	4.7	
52.9	52.1	52.4	52.9	53.5	53.2	Mahir <i>Skilled</i>	4.7.1	
174.7	172.5	173.7	175.4	175.6	172.8	Separuh Mahir <i>Semi-skilled</i>	4.7.2	
12.7	12.6	12.6	12.6	12.6	12.3	Berkemahiran Rendah <i>Low-skilled</i>	4.7.3	
<b>1,264.8</b>	<b>1,266.1</b>	<b>1,267.7</b>	<b>1,269.8</b>	<b>1,272.0</b>	<b>1,272.5</b>	<b>Pembinaan Construction</b>	<b>5</b>	
143.8	144.8	143.9	142.9	142.8	142.4	Mahir <i>Skilled</i>	5.1	
1,072.4	1,073.2	1,075.0	1,077.1	1,079.3	1,080.3	Separuh Mahir <i>Semi-skilled</i>	5.2	
48.5	48.2	48.8	49.8	50.0	49.8	Berkemahiran Rendah <i>Low-skilled</i>	5.3	
<b>4,625.2</b>	<b>4,635.1</b>	<b>4,648.3</b>	<b>4,671.4</b>	<b>4,696.5</b>	<b>4,716.8</b>	<b>Perkhidmatan Services</b>	<b>6</b>	
1,601.7	1,608.6	1,612.1	1,620.3	1,626.8	1,636.4	Mahir <i>Skilled</i>	6.1	
2,173.4	2,177.4	2,183.5	2,193.7	2,207.1	2,213.7	Separuh Mahir <i>Semi-skilled</i>	6.2	
850.1	849.0	852.7	857.4	862.6	866.7	Berkemahiran Rendah <i>Low-skilled</i>	6.3	
1,708.1	1,710.8	1,722.3	1,734.0	1,748.2	1,760.8	Perdagangan borong & runcit <i>Wholesale &amp; retail trade</i>	6.1	
606.1	606.9	608.9	613.1	616.1	620.9	Mahir <i>Skilled</i>	6.1.1	
878.9	880.7	883.8	889.1	896.6	900.4	Separuh Mahir <i>Semi-skilled</i>	6.1.2	
223.1	223.3	229.6	231.8	235.5	239.5	Berkemahiran Rendah <i>Low-skilled</i>	6.1.3	

('000)

Aktiviti Ekonomi <i>Economic Activity</i>		Suku Tahunan/ <i>Quarterly</i>						
		2022				2023		
		I	II	III	IV	I	II	III
6.2	Makanan & minuman dan penginapan <i>Food &amp; beverages and accommodation</i>	790.6	780.5	782.9	793.8	804.2	805.9	808.4
	6.2.1 Mahir <i>Skilled</i>	114.4	113.6	113.9	114.9	114.6	115.0	116.5
	6.2.2 Separuh Mahir <i>Semi-skilled</i>	340.1	335.1	338.0	343.9	351.3	350.5	350.2
	6.2.3 Berkemahiran Rendah <i>Low-skilled</i>	336.1	331.8	330.9	335.1	338.3	340.4	341.7
6.3	Pengangkutan & penyimpanan <i>Transportation &amp; storage</i>	395.1	402.5	406.0	411.0	416.5	419.2	420.5
	6.3.1 Mahir <i>Skilled</i>	84.0	85.7	87.6	90.1	92.4	95.0	95.6
	6.3.2 Separuh Mahir <i>Semi-skilled</i>	221.1	227.0	229.0	228.9	233.7	234.7	235.2
	6.3.3 Berkemahiran Rendah <i>Low-skilled</i>	90.0	89.7	89.4	92.1	90.4	89.6	89.7
6.4	Maklumat & komunikasi <i>Information &amp; communication</i>	229.2	230.1	231.4	231.9	232.4	232.9	233.4
	6.4.1 Mahir <i>Skilled</i>	134.1	134.4	135.7	135.8	136.3	136.4	136.9
	6.4.2 Separuh Mahir <i>Semi-skilled</i>	76.6	77.5	78.2	78.5	78.4	78.7	78.8
	6.4.3 Berkemahiran Rendah <i>Low-skilled</i>	18.4	18.3	17.6	17.6	17.7	17.8	17.8
6.5	Kewangan, insurans, hartanah & perkhidmatan perniagaan <i>Finance, insurance, real estate &amp; business services</i>	904.7	905.9	912.8	916.1	922.1	923.1	927.0
	6.5.1 Mahir <i>Skilled</i>	402.2	405.3	409.4	414.4	422.0	423.4	426.5
	6.5.2 Separuh Mahir <i>Semi-skilled</i>	393.4	391.5	393.0	392.8	393.0	393.4	394.9
	6.5.3 Berkemahiran Rendah <i>Low-skilled</i>	109.2	109.2	110.4	108.9	107.1	106.3	105.6
6.6	Perkhidmatan lain <i>Other services</i>	507.2	509.6	509.2	509.8	511.7	514.1	516.2
	6.6.1 Mahir <i>Skilled</i>	206.4	207.9	207.5	208.4	209.1	210.7	212.4
	6.6.2 Separuh Mahir <i>Semi-skilled</i>	230.4	230.4	230.5	231.9	233.2	233.3	232.9
	6.6.3 Berkemahiran Rendah <i>Low-skilled</i>	70.3	71.2	71.3	69.6	69.3	70.2	70.8

('000)

Suku Tahunan/Quarterly						Aktiviti Ekonomi Economic Activity	
2023	2024				2025		
IV	I	II	III	IV	I <sup>P</sup>		
810.6	809.8	804.3	808.4	810.5	812.4	Makanan & minuman dan penginapan <i>Food &amp; beverages and accommodation</i>	6.2
117.6	118.1	117.7	117.8	117.9	118.1	Mahir <i>Skilled</i>	6.2.1
350.3	350.8	348.2	350.6	352.0	353.7	Sepuluh Mahir <i>Semi-skilled</i>	6.2.2
342.7	341.0	338.4	340.0	340.5	340.6	Berkemahiran Rendah <i>Low-skilled</i>	6.2.3
423.0	425.5	427.5	430.0	432.8	434.8	Pengangkutan & penyimpanan <i>Transportation &amp; storage</i>	6.3
96.8	97.4	98.9	99.5	100.4	101.0	Mahir <i>Skilled</i>	6.3.1
235.9	237.0	237.2	238.5	239.6	240.8	Sepuluh Mahir <i>Semi-skilled</i>	6.3.2
90.3	91.1	91.4	91.9	92.7	93.0	Berkemahiran Rendah <i>Low-skilled</i>	6.3.3
233.6	234.0	234.8	236.1	237.3	238.0	Maklumat & komunikasi <i>Information &amp; communication</i>	6.4
137.6	137.8	138.0	138.6	139.4	139.6	Mahir <i>Skilled</i>	6.4.1
78.3	78.4	78.9	79.5	79.9	80.4	Sepuluh Mahir <i>Semi-skilled</i>	6.4.2
17.7	17.8	17.9	18.0	18.0	18.0	Berkemahiran Rendah <i>Low-skilled</i>	6.4.3
930.8	933.8	936.8	939.4	942.1	943.5	Kewangan, insurans, hartanah & perkhidmatan perniagaan <i>Finance, insurance, real estate &amp; business services</i>	6.5
428.6	431.6	431.5	433.9	435.6	439.2	Mahir <i>Skilled</i>	6.5.1
396.8	397.9	401.4	401.4	402.4	400.6	Sepuluh Mahir <i>Semi-skilled</i>	6.5.2
105.3	104.3	104.0	104.2	104.1	103.7	Berkemahiran Rendah <i>Low-skilled</i>	6.5.3
519.1	521.3	522.6	523.5	525.7	527.3	Perkhidmatan lain <i>Other services</i>	6.6
215.0	216.9	217.1	217.3	217.5	217.5	Mahir <i>Skilled</i>	6.6.1
233.3	232.8	234.1	234.7	236.5	237.8	Sepuluh Mahir <i>Semi-skilled</i>	6.6.2
70.9	71.6	71.3	71.5	71.6	71.9	Berkemahiran Rendah <i>Low-skilled</i>	6.6.3

Aktiviti Ekonomi Economic Activity			Suku Tahunan/Quarterly						
			2022				2023		
			I	II	III	IV	I	II	III
<b>1</b>	<b>Jumlah Total</b>		<b>100.0</b>	<b>100.0</b>	<b>100.0</b>	<b>100.0</b>	<b>100.0</b>	<b>100.0</b>	<b>100.0</b>
	1.1	Mahir Skilled	24.7	24.9	24.9	24.9	24.9	25.0	25.0
	1.2	Separuh Mahir Semi-skilled	62.3	62.2	62.3	62.3	62.4	62.4	62.5
	1.3	Berkemahiran Rendah Low-skilled	13.0	12.9	12.8	12.8	12.7	12.6	12.5
<b>2</b>	<b>Pertanian Agriculture</b>		<b>100.0</b>	<b>100.0</b>	<b>100.0</b>	<b>100.0</b>	<b>100.0</b>	<b>100.0</b>	<b>100.0</b>
	2.1	Mahir Skilled	6.3	6.3	6.2	5.9	5.8	5.9	5.8
	2.2	Separuh Mahir Semi-skilled	87.8	87.8	88.0	88.3	88.3	88.2	88.5
	2.3	Berkemahiran Rendah Low-skilled	5.9	5.9	5.8	5.8	5.9	5.9	5.7
<b>3</b>	<b>Perombongan &amp; Pengkuarian Mining &amp; Quarrying</b>		<b>100.0</b>	<b>100.0</b>	<b>100.0</b>	<b>100.0</b>	<b>100.0</b>	<b>100.0</b>	<b>100.0</b>
	3.1	Mahir Skilled	30.4	30.5	29.4	29.4	29.6	29.4	29.3
	3.2	Separuh Mahir Semi-skilled	57.5	57.3	58.2	58.3	58.2	58.6	58.8
	3.3	Berkemahiran Rendah Low-skilled	12.1	12.2	12.4	12.3	12.2	12.0	11.9
<b>4</b>	<b>Pembuatan Manufacturing</b>		<b>100.0</b>	<b>100.0</b>	<b>100.0</b>	<b>100.0</b>	<b>100.0</b>	<b>100.0</b>	<b>100.0</b>
	4.1	Mahir Skilled	17.7	17.7	17.7	17.8	17.8	17.8	17.8
	4.2	Separuh Mahir Semi-skilled	75.1	75.1	75.1	75.1	75.0	75.1	75.1
	4.3	Berkemahiran Rendah Low-skilled	7.2	7.2	7.2	7.1	7.2	7.1	7.1
<b>4.1</b>	<b>Prosesan makanan, minuman &amp; produk tembakau Food processing, beverages &amp; tobacco products</b>		<b>100.0</b>	<b>100.0</b>	<b>100.0</b>	<b>100.0</b>	<b>100.0</b>	<b>100.0</b>	<b>100.0</b>
	4.1.1	Mahir Skilled	13.0	13.0	13.1	13.1	13.0	13.0	13.0
	4.1.2	Separuh Mahir Semi-skilled	75.3	75.4	75.4	75.4	75.4	75.5	75.6
	4.1.3	Berkemahiran Rendah Low-skilled	11.7	11.6	11.5	11.5	11.6	11.5	11.4

2.4b

**Peratus Sumbangan Jawatan Suku Tahunan mengikut Aktiviti Ekonomi dan Kemahiran, ST1 2022 - ST1 2025 (samb.)**

*Quarterly Percentage Share of Jobs by Economic Activity and Skill, Q1 2022 - Q1 2025 (cont'd)*

(%)

Suku Tahunan/Quarterly						Aktiviti Ekonomi Economic Activity		
2023	2024				2025			
IV	I	II	III	IV	IP			
100.0	100.0	100.0	100.0	100.0	100.0	<b>Jumlah Total</b>		<b>1</b>
25.1	25.1	25.1	25.0	25.0	25.1	Mahir Skilled	1.1	
62.5	62.5	62.5	62.5	62.5	62.4	Separuh Mahir Semi-skilled	1.2	
12.4	12.4	12.4	12.5	12.5	12.5	Berkemahiran Rendah Low-skilled	1.3	
100.0	100.0	100.0	100.0	100.0	100.0	<b>Pertanian Agriculture</b>		<b>2</b>
5.7	5.7	5.7	5.7	5.8	5.8	Mahir Skilled	2.1	
88.6	88.7	88.7	88.7	88.6	88.6	Separuh Mahir Semi-skilled	2.2	
5.7	5.6	5.6	5.6	5.6	5.6	Berkemahiran Rendah Low-skilled	2.3	
100.0	100.0	100.0	100.0	100.0	100.0	<b>Perlombongan &amp; Pengkuarian Mining &amp; Quarrying</b>		<b>3</b>
29.2	29.2	29.3	29.1	28.9	29.0	Mahir Skilled	3.1	
58.7	58.7	58.6	58.6	58.7	58.6	Separuh Mahir Semi-skilled	3.2	
12.1	12.1	12.1	12.3	12.4	12.4	Berkemahiran Rendah Low-skilled	3.3	
100.0	100.0	100.0	100.0	100.0	100.0	<b>Pembuatan Manufacturing</b>		<b>4</b>
17.8	17.7	17.7	17.7	17.8	17.8	Mahir Skilled	4.1	
75.1	75.2	75.2	75.2	75.1	75.1	Separuh Mahir Semi-skilled	4.2	
7.1	7.1	7.1	7.1	7.1	7.1	Berkemahiran Rendah Low-skilled	4.3	
100.0	100.0	100.0	100.0	100.0	100.0	<b>Prosesan makanan, minuman &amp; produk tembakau Food processing, beverages &amp; tobacco products</b>		<b>4.1</b>
13.1	13.0	13.0	12.9	12.9	13.0	Mahir Skilled	4.1.1	
75.6	75.7	75.8	76.0	76.1	76.0	Separuh Mahir Semi-skilled	4.1.2	
11.3	11.3	11.2	11.1	11.0	11.0	Berkemahiran Rendah Low-skilled	4.1.3	

(%)

Aktiviti Ekonomi Economic Activity		Suku Tahunan/Quarterly						
		2022				2023		
		I	II	III	IV	I	II	III
4.2	Produk tekstil, pakaian & kulit <i>Textiles, wearing apparel &amp; leather products</i>	100.0	100.0	100.0	100.0	100.0	100.0	100.0
	4.2.1 Mahir <i>Skilled</i>	11.5	11.5	11.6	11.5	11.6	11.6	11.6
	4.2.2 Separuh Mahir <i>Semi-skilled</i>	81.4	81.4	81.4	81.5	81.6	81.6	81.7
	4.2.3 Berkemahiran Rendah <i>Low-skilled</i>	7.1	7.1	7.0	7.0	6.8	6.8	6.7
4.3	Produk kayu, perabot, keluaran kertas & percetakan <i>Wood products, furniture, paper products &amp; printing</i>	100.0	100.0	100.0	100.0	100.0	100.0	100.0
	4.3.1 Mahir <i>Skilled</i>	11.7	11.7	11.7	11.8	11.9	11.8	11.8
	4.3.2 Separuh Mahir <i>Semi-skilled</i>	75.2	75.3	75.2	75.2	75.2	75.4	75.4
	4.3.3 Berkemahiran Rendah <i>Low-skilled</i>	13.1	13.0	13.1	13.0	12.9	12.8	12.8
4.4	Produk petroleum, kimia, getah & plastik <i>Petroleum, chemical, rubber &amp; plastic products</i>	100.0	100.0	100.0	100.0	100.0	100.0	100.0
	4.4.1 Mahir <i>Skilled</i>	18.5	18.5	18.3	18.3	18.4	18.6	18.5
	4.4.2 Separuh Mahir <i>Semi-skilled</i>	75.9	75.9	76.1	76.0	75.9	75.8	75.9
	4.4.3 Berkemahiran Rendah <i>Low-skilled</i>	5.6	5.6	5.6	5.7	5.7	5.6	5.6
4.5	Produk mineral bukan logam, logam asas & produk logam yang direka <i>Non-metallic mineral products, basic metal &amp; fabricated metal products</i>	100.0	100.0	100.0	100.0	100.0	100.0	100.0
	4.5.1 Mahir <i>Skilled</i>	15.8	15.7	15.8	15.7	15.7	15.7	15.7
	4.5.2 Separuh Mahir <i>Semi-skilled</i>	76.3	76.4	76.4	76.4	76.5	76.5	76.5
	4.5.3 Berkemahiran Rendah <i>Low-skilled</i>	7.9	7.9	7.8	7.9	7.8	7.8	7.8

(%)

Suku Tahunan/Quarterly						Aktiviti Ekonomi Economic Activity	
2023	2024				2025		
IV	I	II	III	IV	I <sup>P</sup>		
100.0	100.0	100.0	100.0	100.0	100.0	Produk tekstil, pakaian & kulit Textiles, wearing apparel & leather products	4.2
11.5	11.4	11.5	11.6	11.5	11.5	Mahir Skilled	4.2.1
81.8	81.9	81.8	81.7	81.9	82.0	Separuh Mahir Semi-skilled	4.2.2
6.7	6.7	6.7	6.7	6.6	6.5	Berkemahiran Rendah Low-skilled	4.2.3
100.0	100.0	100.0	100.0	100.0	100.0	Produk kayu, perabot, keluaran kertas & percetakan Wood products, furniture, paper products & printing	4.3
11.8	11.8	11.7	11.8	11.7	11.6	Mahir Skilled	4.3.1
75.4	75.4	75.4	75.2	75.3	75.3	Separuh Mahir Semi-skilled	4.3.2
12.8	12.8	12.9	13.0	13.0	13.1	Berkemahiran Rendah Low-skilled	4.3.3
100.0	100.0	100.0	100.0	100.0	100.0	Produk petroleum, kimia, getah & plastik Petroleum, chemical, rubber & plastic products	4.4
18.3	18.4	18.2	18.1	18.0	18.1	Mahir Skilled	4.4.1
76.2	76.1	76.3	76.4	76.5	76.5	Separuh Mahir Semi-skilled	4.4.2
5.5	5.5	5.5	5.5	5.5	5.4	Berkemahiran Rendah Low-skilled	4.4.3
100.0	100.0	100.0	100.0	100.0	100.0	Produk mineral bukan logam, logam asas & produk logam yang direka Non-metallic mineral products, basic metal & fabricated metal products	4.5
15.9	15.9	16.0	16.1	16.3	16.4	Mahir Skilled	4.5.1
76.3	76.3	76.2	76.0	75.8	75.7	Separuh Mahir Semi-skilled	4.5.2
7.8	7.8	7.8	7.9	7.9	7.9	Berkemahiran Rendah Low-skilled	4.5.3

(%)

Aktiviti Ekonomi Economic Activity		Suku Tahunan/Quarterly						
		2022				2023		
		I	II	III	IV	I	II	III
4.6	Produk elektrik, elektronik & optikal <i>Electrical, electronic &amp; optical products</i>	100.0	100.0	100.0	100.0	100.0	100.0	100.0
	4.6.1 Mahir <i>Skilled</i>	22.8	22.7	22.8	22.9	23.0	22.9	23.0
	4.6.2 Separuh Mahir <i>Semi-skilled</i>	73.6	73.7	73.6	73.5	73.4	73.5	73.5
	4.6.3 Berkemahiran Rendah <i>Low-skilled</i>	3.6	3.6	3.6	3.6	3.6	3.6	3.5
4.7	Peralatan pengangkutan, pembuatan lain & pembaikan <i>Transport equipment, other manufacturing &amp; repair</i>	100.0	100.0	100.0	100.0	100.0	100.0	100.0
	4.7.1 Mahir <i>Skilled</i>	22.2	22.1	22.1	22.1	22.1	22.1	22.1
	4.7.2 Separuh Mahir <i>Semi-skilled</i>	72.3	72.5	72.6	72.6	72.6	72.6	72.6
	4.7.3 Berkemahiran Rendah <i>Low-skilled</i>	5.5	5.4	5.3	5.3	5.3	5.3	5.3
5	<b>Pembinaan</b> <i>Construction</i>	<b>100.0</b>	<b>100.0</b>	<b>100.0</b>	<b>100.0</b>	<b>100.0</b>	<b>100.0</b>	<b>100.0</b>
	5.1 Mahir <i>Skilled</i>	11.3	11.3	11.3	11.3	11.3	11.3	11.4
	5.2 Separuh Mahir <i>Semi-skilled</i>	85.1	85.1	85.1	85.0	84.9	84.8	84.8
	5.3 Berkemahiran Rendah <i>Low-skilled</i>	3.6	3.6	3.6	3.7	3.8	3.9	3.8
6	<b>Perkhidmatan</b> <i>Services</i>	<b>100.0</b>	<b>100.0</b>	<b>100.0</b>	<b>100.0</b>	<b>100.0</b>	<b>100.0</b>	<b>100.0</b>
	6.1 Mahir <i>Skilled</i>	33.9	34.3	34.3	34.4	34.4	34.5	34.6
	6.2 Separuh Mahir <i>Semi-skilled</i>	46.7	46.5	46.6	46.6	46.8	46.8	46.8
	6.3 Berkemahiran Rendah <i>Low-skilled</i>	19.4	19.2	19.1	19.0	18.8	18.7	18.6
6.1	Perdagangan borong & runcit <i>Wholesale &amp; retail trade</i>	100.0	100.0	100.0	100.0	100.0	100.0	100.0
	6.1.1 Mahir <i>Skilled</i>	35.1	35.7	35.5	35.6	35.6	35.5	35.4
	6.1.2 Separuh Mahir <i>Semi-skilled</i>	50.3	49.8	50.0	50.2	50.5	50.7	50.9
	6.1.3 Berkemahiran Rendah <i>Low-skilled</i>	14.6	14.5	14.5	14.2	13.9	13.8	13.7

2.4b

**Peratus Sumbangan Jawatan Suku Tahunan mengikut Aktiviti Ekonomi dan Kemahiran, ST1 2022 - ST1 2025 (samb.)**

*Quarterly Percentage Share of Jobs by Economic Activity and Skill, Q1 2022 - Q1 2025 (cont'd)*

(%)

Suku Tahunan/Quarterly						Aktiviti Ekonomi Economic Activity	
2023	2024				2025		
IV	I	II	III	IV	IP		
100.0	100.0	100.0	100.0	100.0	100.0	Produk elektrik, elektronik & optikal <i>Electrical, electronic &amp; optical products</i>	4.6
23.1	23.0	22.9	23.0	23.2	23.4	Mahir <i>Skilled</i>	4.6.1
73.4	73.4	73.5	73.5	73.2	73.0	Sepuluh Mahir <i>Semi-skilled</i>	4.6.2
3.5	3.6	3.6	3.5	3.6	3.6	Berkemahiran Rendah <i>Low-skilled</i>	4.6.3
100.0	100.0	100.0	100.0	100.0	100.0	Peralatan pengangkutan, pembuatan lain & pembaikan <i>Transport equipment, other manufacturing &amp; repair</i>	4.7
22.0	22.0	22.0	22.0	22.1	22.3	Mahir <i>Skilled</i>	4.7.1
72.7	72.7	72.8	72.8	72.7	72.5	Sepuluh Mahir <i>Semi-skilled</i>	4.7.2
5.3	5.3	5.2	5.2	5.2	5.2	Berkemahiran Rendah <i>Low-skilled</i>	4.7.3
<b>100.0</b>	<b>100.0</b>	<b>100.0</b>	<b>100.0</b>	<b>100.0</b>	<b>100.0</b>	<b>Pembinaan Construction</b>	<b>5</b>
11.4	11.4	11.4	11.3	11.3	11.2	Mahir <i>Skilled</i>	5.1
84.8	84.8	84.8	84.8	84.8	84.9	Sepuluh Mahir <i>Semi-skilled</i>	5.2
3.8	3.8	3.8	3.9	3.9	3.9	Berkemahiran Rendah <i>Low-skilled</i>	5.3
<b>100.0</b>	<b>100.0</b>	<b>100.0</b>	<b>100.0</b>	<b>100.0</b>	<b>100.0</b>	<b>Perkhidmatan Services</b>	<b>6</b>
34.6	34.7	34.7	34.7	34.6	34.7	Mahir <i>Skilled</i>	6.1
47.0	47.0	47.0	47.0	47.0	46.9	Sepuluh Mahir <i>Semi-skilled</i>	6.2
18.4	18.3	18.3	18.3	18.4	18.4	Berkemahiran Rendah <i>Low-skilled</i>	6.3
100.0	100.0	100.0	100.0	100.0	100.0	Perdagangan borong & runcit <i>Wholesale &amp; retail trade</i>	6.1
35.5	35.5	35.4	35.4	35.2	35.3	Mahir <i>Skilled</i>	6.1.1
51.5	51.4	51.3	51.3	51.3	51.1	Sepuluh Mahir <i>Semi-skilled</i>	6.1.2
13.0	13.1	13.3	13.3	13.5	13.6	Berkemahiran Rendah <i>Low-skilled</i>	6.1.3

(%)

Aktiviti Ekonomi Economic Activity		Suku Tahunan/Quarterly						
		2022				2023		
		I	II	III	IV	I	II	III
6.2	Makanan & minuman dan penginapan <i>Food &amp; beverages and accommodation</i>	100.0	100.0	100.0	100.0	100.0	100.0	100.0
	6.2.1 Mahir <i>Skilled</i>	14.5	14.6	14.6	14.5	14.2	14.3	14.4
	6.2.2 Separuh Mahir <i>Semi-skilled</i>	43.0	42.9	43.1	43.3	43.7	43.5	43.3
	6.2.3 Berkemahiran Rendah <i>Low-skilled</i>	42.5	42.5	42.3	42.2	42.1	42.2	42.3
6.3	Pengangkutan & penyimpanan <i>Transportation &amp; storage</i>	100.0	100.0	100.0	100.0	100.0	100.0	100.0
	6.3.1 Mahir <i>Skilled</i>	21.2	21.3	21.6	21.9	22.2	22.6	22.9
	6.3.2 Separuh Mahir <i>Semi-skilled</i>	56.0	56.4	56.4	55.7	56.1	56.0	55.9
	6.3.3 Berkemahiran Rendah <i>Low-skilled</i>	22.8	22.3	22.0	22.4	21.7	21.4	21.2
6.4	Maklumat & komunikasi <i>Information &amp; communication</i>	100.0	100.0	100.0	100.0	100.0	100.0	100.0
	6.4.1 Mahir <i>Skilled</i>	58.5	58.4	58.6	58.6	58.7	58.6	58.6
	6.4.2 Separuh Mahir <i>Semi-skilled</i>	33.4	33.7	33.8	33.8	33.7	33.8	33.8
	6.4.3 Berkemahiran Rendah <i>Low-skilled</i>	8.1	7.9	7.6	7.6	7.6	7.6	7.6
6.5	Kewangan, insurans, hartanah & perkhidmatan perniagaan <i>Finance, insurance, real estate &amp; business services</i>	100.0	100.0	100.0	100.0	100.0	100.0	100.0
	6.5.1 Mahir <i>Skilled</i>	44.4	44.7	44.9	45.2	45.8	45.9	46.0
	6.5.2 Separuh Mahir <i>Semi-skilled</i>	43.5	43.2	43.1	42.9	42.6	42.6	42.6
	6.5.3 Berkemahiran Rendah <i>Low-skilled</i>	12.1	12.1	12.0	11.9	11.6	11.5	11.4
6.6	Perkhidmatan lain <i>Other services</i>	100.0	100.0	100.0	100.0	100.0	100.0	100.0
	6.6.1 Mahir <i>Skilled</i>	40.7	40.8	40.7	40.8	40.9	41.0	41.2
	6.6.2 Separuh Mahir <i>Semi-skilled</i>	45.4	45.2	45.3	45.5	45.6	45.4	45.1
	6.6.3 Berkemahiran Rendah <i>Low-skilled</i>	13.9	14.0	14.0	13.7	13.5	13.6	13.7

2.4b

**Peratus Sumbangan Jawatan Suku Tahunan mengikut Aktiviti Ekonomi dan Kemahiran, ST1 2022 - ST1 2025 (samb.)**

*Quarterly Percentage Share of Jobs by Economic Activity and Skill, Q1 2022 - Q1 2025 (cont'd)*

(%)

Suku Tahunan/Quarterly						Aktiviti Ekonomi Economic Activity	
2023	2024				2025		
IV	I	II	III	IV	I <sup>p</sup>		
100.0	100.0	100.0	100.0	100.0	100.0	Makanan & minuman dan penginapan <i>Food &amp; beverages and accommodation</i>	6.2
14.5	14.6	14.6	14.6	14.6	14.5	Mahir <i>Skilled</i>	6.2.1
43.2	43.3	43.3	43.4	43.4	43.5	Sepuluh Mahir <i>Semi-skilled</i>	6.2.2
42.3	42.1	42.1	42.0	42.0	42.0	Berkemahiran Rendah <i>Low-skilled</i>	6.2.3
100.0	100.0	100.0	100.0	100.0	100.0	Pengangkutan & penyimpanan <i>Transportation &amp; storage</i>	6.3
22.9	22.9	23.1	23.2	23.2	23.2	Mahir <i>Skilled</i>	6.3.1
55.8	55.7	55.5	55.5	55.4	55.4	Sepuluh Mahir <i>Semi-skilled</i>	6.3.2
21.3	21.4	21.4	21.3	21.4	21.4	Berkemahiran Rendah <i>Low-skilled</i>	6.3.3
100.0	100.0	100.0	100.0	100.0	100.0	Maklumat & komunikasi <i>Information &amp; communication</i>	6.4
58.9	58.9	58.8	58.7	58.7	58.7	Mahir <i>Skilled</i>	6.4.1
33.5	33.5	33.6	33.7	33.7	33.8	Sepuluh Mahir <i>Semi-skilled</i>	6.4.2
7.6	7.6	7.6	7.6	7.6	7.5	Berkemahiran Rendah <i>Low-skilled</i>	6.4.3
100.0	100.0	100.0	100.0	100.0	100.0	Kewangan, insurans, hartanah & perkhidmatan perniagaan <i>Finance, insurance, real estate &amp; business services</i>	6.5
46.1	46.2	46.1	46.2	46.2	46.5	Mahir <i>Skilled</i>	6.5.1
42.6	42.6	42.8	42.7	42.7	42.5	Sepuluh Mahir <i>Semi-skilled</i>	6.5.2
11.3	11.2	11.1	11.1	11.1	11.0	Berkemahiran Rendah <i>Low-skilled</i>	6.5.3
100.0	100.0	100.0	100.0	100.0	100.0	Perkhidmatan lain <i>Other services</i>	6.6
41.5	41.6	41.6	41.5	41.4	41.3	Mahir <i>Skilled</i>	6.6.1
44.9	44.7	44.8	44.8	45.0	45.1	Sepuluh Mahir <i>Semi-skilled</i>	6.6.2
13.6	13.7	13.6	13.7	13.6	13.6	Berkemahiran Rendah <i>Low-skilled</i>	6.6.3

('000)

Aktiviti Ekonomi <i>Economic Activity</i>		2021	2022	2023	2024
<b>1</b>	<b>Jumlah Total</b>	<b>8,347.1</b>	<b>8,563.2</b>	<b>8,744.9</b>	<b>8,860.7</b>
<b>2</b>	<b>Pertanian <i>Agriculture</i></b>	<b>438.7</b>	<b>448.1</b>	<b>464.5</b>	<b>469.6</b>
<b>3</b>	<b>Perlombongan &amp; Pengkuarian <i>Mining &amp; Quarrying</i></b>	<b>77.4</b>	<b>79.1</b>	<b>80.1</b>	<b>80.0</b>
<b>4</b>	<b>Pembuatan <i>Manufacturing</i></b>	<b>2,217.7</b>	<b>2,306.5</b>	<b>2,361.0</b>	<b>2,393.2</b>
4.1	Prosesan makanan, minuman & produk tembakau <i>Food processing, beverages &amp; tobacco products</i>	279.3	299.3	324.3	338.5
4.2	Produk tekstil, pakaian & kulit <i>Textiles, wearing apparel &amp; leather products</i>	80.7	82.9	86.0	85.9
4.3	Produk kayu, perabot, keluaran kertas & percetakan <i>Wood products, furniture, paper products &amp; printing</i>	289.4	294.7	299.3	303.7
4.4	Produk petroleum, kimia, getah & plastik <i>Petroleum, chemical, rubber &amp; plastic products</i>	420.6	436.3	441.0	442.3
4.5	Produk mineral bukan logam, logam asas & produk logam yang direka <i>Non-metallic mineral products, basic metal &amp; fabricated metal products</i>	345.4	352.1	363.0	370.4
4.6	Produk elektrik, elektronik & optikal <i>Electrical, electronic &amp; optical products</i>	589.1	617.2	616.8	620.7
4.7	Peralatan pengangkutan, pembuatan lain & pembaikan <i>Transport equipment, other manufacturing &amp; repair</i>	213.2	224.1	230.5	231.7
<b>5</b>	<b>Pembinaan <i>Construction</i></b>	<b>1,227.3</b>	<b>1,227.5</b>	<b>1,239.2</b>	<b>1,246.3</b>
<b>6</b>	<b>Perkhidmatan <i>Services</i></b>	<b>4,386.0</b>	<b>4,501.9</b>	<b>4,600.2</b>	<b>4,671.5</b>
6.1	Perdagangan borong & runcit <i>Wholesale &amp; retail trade</i>	1,591.3	1,657.7	1,698.4	1,738.5
6.2	Makanan & minuman dan penginapan <i>Food &amp; beverages and accommodation</i>	784.9	790.8	809.0	808.8
6.3	Pengangkutan & penyimpanan <i>Transportation &amp; storage</i>	384.1	409.4	421.6	431.3
6.4	Maklumat & komunikasi <i>Information &amp; communication</i>	226.7	230.9	232.8	236.4
6.5	Kewangan, insurans, hartanah & perkhidmatan perniagaan <i>Finance, insurance, real estate &amp; business services</i>	896.9	905.8	921.3	933.0
6.6	Perkhidmatan lain <i>Other services</i>	502.1	507.3	517.0	523.5

(%)

Aktiviti Ekonomi <i>Economic Activity</i>		2021	2022	2023	2024
<b>1</b>	<b>Jumlah Total</b>	<b>100.0</b>	<b>100.0</b>	<b>100.0</b>	<b>100.0</b>
<b>2</b>	<b>Pertanian</b> <i>Agriculture</i>	<b>5.3</b>	<b>5.2</b>	<b>5.3</b>	<b>5.3</b>
<b>3</b>	<b>Perlombongan &amp; Pengkuarian</b> <i>Mining &amp; Quarrying</i>	<b>0.9</b>	<b>0.9</b>	<b>0.9</b>	<b>0.9</b>
<b>4</b>	<b>Pembuatan</b> <i>Manufacturing</i>	<b>26.6</b>	<b>26.9</b>	<b>27.0</b>	<b>27.0</b>
4.1	Prosesan makanan, minuman & produk tembakau <i>Food processing, beverages &amp; tobacco products</i>	3.3	3.5	3.7	3.8
4.2	Produk tekstil, pakaian & kulit <i>Textiles, wearing apparel &amp; leather products</i>	1.0	1.0	1.0	1.0
4.3	Produk kayu, perabot, keluaran kertas & percetakan <i>Wood products, furniture, paper products &amp; printing</i>	3.5	3.4	3.4	3.4
4.4	Produk petroleum, kimia, getah & plastik <i>Petroleum, chemical, rubber &amp; plastic products</i>	5.0	5.1	5.0	5.0
4.5	Produk mineral bukan logam, logam asas & produk logam yang direka <i>Non-metallic mineral products, basic metal &amp; fabricated metal products</i>	4.1	4.1	4.2	4.2
4.6	Produk elektrik, elektronik & optikal <i>Electrical, electronic &amp; optical products</i>	7.1	7.2	7.1	7.0
4.7	Peralatan pengangkutan, pembuatan lain & pembaikan <i>Transport equipment, other manufacturing &amp; repair</i>	2.6	2.6	2.6	2.6
<b>5</b>	<b>Pembinaan</b> <i>Construction</i>	<b>14.7</b>	<b>14.4</b>	<b>14.2</b>	<b>14.1</b>
<b>6</b>	<b>Perkhidmatan</b> <i>Services</i>	<b>52.5</b>	<b>52.6</b>	<b>52.6</b>	<b>52.7</b>
6.1	Perdagangan borong & runcit <i>Wholesale &amp; retail trade</i>	19.1	19.4	19.4	19.6
6.2	Makanan & minuman dan penginapan <i>Food &amp; beverages and accommodation</i>	9.4	9.2	9.3	9.1
6.3	Pengangkutan & penyimpanan <i>Transportation &amp; storage</i>	4.6	4.8	4.8	4.9
6.4	Maklumat & komunikasi <i>Information &amp; communication</i>	2.7	2.7	2.7	2.7
6.5	Kewangan, insurans, hartanah & perkhidmatan perniagaan <i>Finance, insurance, real estate &amp; business services</i>	10.7	10.6	10.5	10.5
6.6	Perkhidmatan lain <i>Other services</i>	6.0	5.9	5.9	5.9

('000)

Aktiviti Ekonomi <i>Economic Activity</i>		Suku Tahunan/ <i>Quarterly</i>						
		2022				2023		
		I	II	III	IV	I	II	III
<b>1</b>	<b>Jumlah <i>Total</i></b>	<b>8,387.7</b>	<b>8,427.4</b>	<b>8,484.2</b>	<b>8,563.2</b>	<b>8,613.1</b>	<b>8,637.3</b>	<b>8,711.6</b>
<b>2</b>	<b>Pertanian <i>Agriculture</i></b>	<b>436.7</b>	<b>438.2</b>	<b>439.2</b>	<b>448.1</b>	<b>449.3</b>	<b>451.3</b>	<b>460.8</b>
<b>3</b>	<b>Perlombongan &amp; Pengkuarian <i>Mining &amp; Quarrying</i></b>	<b>77.1</b>	<b>77.2</b>	<b>77.9</b>	<b>79.1</b>	<b>79.7</b>	<b>79.9</b>	<b>80.3</b>
<b>4</b>	<b>Pembuatan <i>Manufacturing</i></b>	<b>2,237.3</b>	<b>2,251.3</b>	<b>2,283.2</b>	<b>2,306.5</b>	<b>2,322.2</b>	<b>2,320.7</b>	<b>2,356.8</b>
4.1	Prosesan makanan, minuman & produk tembakau <i>Food processing, beverages &amp; tobacco products</i>	283.5	286.2	291.8	299.3	307.2	310.6	321.9
4.2	Produk tekstil, pakaian & kulit <i>Textiles, wearing apparel &amp; leather products</i>	81.2	80.8	81.0	82.9	84.1	84.8	84.7
4.3	Produk kayu, perabot, keluaran kertas & percetakan <i>Wood products, furniture, paper products &amp; printing</i>	290.3	290.1	292.7	294.7	296.0	294.6	297.4
4.4	Produk petroleum, kimia, getah & plastik <i>Petroleum, chemical, rubber &amp; plastic products</i>	425.3	429.4	436.9	436.3	437.0	429.2	436.9
4.5	Produk mineral bukan logam, logam asas & produk logam yang direka <i>Non-metallic mineral products, basic metal &amp; fabricated metal products</i>	347.1	346.9	349.6	352.1	353.3	353.2	361.2
4.6	Produk elektrik, elektronik & optikal <i>Electrical, electronic &amp; optical products</i>	591.6	597.6	608.3	617.2	617.2	621.2	624.6
4.7	Peralatan pengangkutan, pembuatan lain & pembaikan <i>Transport equipment, other manufacturing &amp; repair</i>	218.2	220.3	222.9	224.1	227.4	227.1	230.1
<b>5</b>	<b>Pembinaan <i>Construction</i></b>	<b>1,219.7</b>	<b>1,215.7</b>	<b>1,214.4</b>	<b>1,227.5</b>	<b>1,233.2</b>	<b>1,235.3</b>	<b>1,238.5</b>
<b>6</b>	<b>Perkhidmatan <i>Services</i></b>	<b>4,416.9</b>	<b>4,445.1</b>	<b>4,469.4</b>	<b>4,501.9</b>	<b>4,528.7</b>	<b>4,550.1</b>	<b>4,575.3</b>
6.1	Perdagangan borong & runcit <i>Wholesale &amp; retail trade</i>	1,607.8	1,636.0	1,646.4	1,657.7	1,660.7	1,671.6	1,686.3
6.2	Makanan & minuman dan penginapan <i>Food &amp; beverages and accommodation</i>	788.4	778.2	780.3	790.8	801.4	803.8	806.8
6.3	Pengangkutan & penyimpanan <i>Transportation &amp; storage</i>	392.5	400.7	404.3	409.4	415.0	417.7	419.0
6.4	Maklumat & komunikasi <i>Information &amp; communication</i>	228.1	228.8	230.2	230.9	231.4	232.0	232.5
6.5	Kewangan, insurans, hartanah & perkhidmatan perniagaan <i>Finance, insurance, real estate &amp; business services</i>	895.3	895.1	901.5	905.8	910.7	912.9	916.7
6.6	Perkhidmatan lain <i>Other services</i>	504.9	506.2	506.7	507.3	509.5	512.0	513.9

('000)

Suku Tahunan/Quarterly						Aktiviti Ekonomi Economic Activity		
2023	2024				2025			
IV	I	II	III	IV	IP			
8,744.9	8,745.5	8,763.6	8,820.0	8,860.7	8,870.3	<b>Jumlah Total</b>	<b>1</b>	
464.5	467.3	468.0	469.0	469.6	468.7	<b>Pertanian Agriculture</b>	<b>2</b>	
80.1	80.0	80.0	79.7	80.0	80.3	<b>Perlombongan &amp; Pengkuarian Mining &amp; Quarrying</b>	<b>3</b>	
2,361.0	2,347.5	2,350.4	2,380.1	2,393.2	2,382.5	<b>Pembuatan Manufacturing</b>	<b>4</b>	
324.3	328.8	330.7	337.4	338.5	339.5	Prosesan makanan, minuman & produk tembakau <i>Food processing, beverages &amp; tobacco products</i>	4.1	
86.0	86.8	86.7	86.3	85.9	87.3	Produk tekstil, pakaian & kulit <i>Textiles, wearing apparel &amp; leather products</i>	4.2	
299.3	296.5	296.1	298.8	303.7	300.8	Produk kayu, perabot, keluaran kertas & percetakan <i>Wood products, furniture, paper products &amp; printing</i>	4.3	
441.0	436.5	431.4	438.2	442.3	439.4	Produk petroleum, kimia, getah & plastik <i>Petroleum, chemical, rubber &amp; plastic products</i>	4.4	
363.0	362.8	362.5	369.2	370.4	372.0	Produk mineral bukan logam, logam asas & produk logam yang direka <i>Non-metallic mineral products, basic metal &amp; fabricated metal products</i>	4.5	
616.8	608.7	614.2	619.1	620.7	615.1	Produk elektrik, elektronik & optikal <i>Electrical, electronic &amp; optical products</i>	4.6	
230.5	227.3	228.8	231.1	231.7	228.4	Peralatan pengangkutan, pembuatan lain & pembaikan <i>Transport equipment, other manufacturing &amp; repair</i>	4.7	
1,239.2	1,240.3	1,241.6	1,244.5	1,246.3	1,247.2	<b>Pembinaan Construction</b>	<b>5</b>	
4,600.2	4,610.5	4,623.6	4,646.7	4,671.5	4,691.6	<b>Perkhidmatan Services</b>	<b>6</b>	
1,698.4	1,701.2	1,712.8	1,724.4	1,738.5	1,751.4	Perdagangan borong & runcit <i>Wholesale &amp; retail trade</i>	6.1	
809.0	808.2	802.8	806.8	808.8	810.7	Makanan & minuman dan penginapan <i>Food &amp; beverages and accommodation</i>	6.2	
421.6	424.1	426.2	428.5	431.3	433.3	Pengangkutan & penyimpanan <i>Transportation &amp; storage</i>	6.3	
232.8	233.1	233.9	235.2	236.4	237.0	Maklumat & komunikasi <i>Information &amp; communication</i>	6.4	
921.3	924.6	927.6	930.4	933.0	934.1	Kewangan, insurans, hartanah & perkhidmatan perniagaan <i>Finance, insurance, real estate &amp; business services</i>	6.5	
517.0	519.2	520.4	521.3	523.5	525.2	Perkhidmatan lain <i>Other services</i>	6.6	

(%)

Aktiviti Ekonomi <i>Economic Activity</i>		Suku Tahunan/ <i>Quarterly</i>						
		2022				2023		
		I	II	III	IV	I	II	III
<b>1</b>	<b>Jumlah Total</b>	<b>100.0</b>	<b>100.0</b>	<b>100.0</b>	<b>100.0</b>	<b>100.0</b>	<b>100.0</b>	<b>100.0</b>
<b>2</b>	<b>Pertanian Agriculture</b>	<b>5.2</b>	<b>5.2</b>	<b>5.2</b>	<b>5.2</b>	<b>5.2</b>	<b>5.2</b>	<b>5.3</b>
<b>3</b>	<b>Perlombongan &amp; Pengkuarian Mining &amp; Quarrying</b>	<b>0.9</b>	<b>1.0</b>	<b>0.9</b>	<b>0.9</b>	<b>0.9</b>	<b>0.9</b>	<b>0.9</b>
<b>4</b>	<b>Pembuatan Manufacturing</b>	<b>26.7</b>	<b>26.7</b>	<b>26.9</b>	<b>26.9</b>	<b>27.0</b>	<b>26.9</b>	<b>27.1</b>
4.1	Prosesan makanan, minuman & produk tembakau <i>Food processing, beverages &amp; tobacco products</i>	3.4	3.4	3.4	3.5	3.6	3.6	3.7
4.2	Produk tekstil, pakaian & kulit <i>Textiles, wearing apparel &amp; leather products</i>	1.0	1.0	1.0	1.0	1.0	1.0	1.0
4.3	Produk kayu, perabot, keluaran kertas & percetakan <i>Wood products, furniture, paper products &amp; printing</i>	3.5	3.4	3.4	3.4	3.4	3.4	3.4
4.4	Produk petroleum, kimia, getah & plastik <i>Petroleum, chemical, rubber &amp; plastic products</i>	5.1	5.1	5.1	5.1	5.1	5.0	5.0
4.5	Produk mineral bukan logam, logam asas & produk logam yang direka <i>Non-metallic mineral products, basic metal &amp; fabricated metal products</i>	4.1	4.1	4.1	4.1	4.1	4.1	4.1
4.6	Produk elektrik, elektronik & optikal <i>Electrical, electronic &amp; optical products</i>	7.1	7.1	7.2	7.2	7.2	7.2	7.2
4.7	Peralatan pengangkutan, pembuatan lain & pembaikan <i>Transport equipment, other manufacturing &amp; repair</i>	2.6	2.6	2.6	2.6	2.6	2.6	2.6
<b>5</b>	<b>Pembinaan Construction</b>	<b>14.5</b>	<b>14.4</b>	<b>14.3</b>	<b>14.4</b>	<b>14.3</b>	<b>14.3</b>	<b>14.2</b>
<b>6</b>	<b>Perkhidmatan Services</b>	<b>52.7</b>	<b>52.7</b>	<b>52.7</b>	<b>52.6</b>	<b>52.6</b>	<b>52.7</b>	<b>52.5</b>
6.1	Perdagangan borong & runcit <i>Wholesale &amp; retail trade</i>	19.2	19.4	19.4	19.4	19.3	19.4	19.4
6.2	Makanan & minuman dan penginapan <i>Food &amp; beverages and accommodation</i>	9.4	9.2	9.2	9.2	9.3	9.3	9.3
6.3	Pengangkutan & penyimpanan <i>Transportation &amp; storage</i>	4.7	4.8	4.8	4.8	4.8	4.8	4.8
6.4	Maklumat & komunikasi <i>Information &amp; communication</i>	2.7	2.7	2.7	2.7	2.7	2.7	2.7
6.5	Kewangan, insurans, hartanah & perkhidmatan perniagaan <i>Finance, insurance, real estate &amp; business services</i>	10.7	10.6	10.6	10.6	10.6	10.6	10.5
6.6	Perkhidmatan lain <i>Other services</i>	6.0	6.0	6.0	5.9	5.9	5.9	5.9

3.2b

**Peratus Sumbangan Jawatan Diisi Suku Tahunan mengikut Aktiviti Ekonomi, ST1 2022 - ST1 2025 (samb.)**

*Quarterly Percentage Share of Filled Jobs by Economic Activity, Q1 2022 - Q1 2025 (cont'd)*

(%)

Suku Tahunan/Quarterly						Aktiviti Ekonomi Economic Activity	
2023	2024				2025		
IV	I	II	III	IV	I <sup>p</sup>		
100.0	100.0	100.0	100.0	100.0	100.0	<b>Jumlah Total</b>	<b>1</b>
5.3	5.3	5.3	5.3	5.3	5.3	<b>Pertanian Agriculture</b>	<b>2</b>
0.9	0.9	0.9	0.9	0.9	0.9	<b>Perlombongan &amp; Pengkuarian Mining &amp; Quarrying</b>	<b>3</b>
27.0	26.9	26.8	27.0	27.0	26.9	<b>Pembuatan Manufacturing</b>	<b>4</b>
3.7	3.8	3.8	3.8	3.8	3.8	Prosesan makanan, minuman & produk tembakau <i>Food processing, beverages &amp; tobacco products</i>	4.1
1.0	1.0	1.0	1.0	1.0	1.0	Produk tekstil, pakaian & kulit <i>Textiles, wearing apparel &amp; leather products</i>	4.2
3.4	3.4	3.4	3.4	3.4	3.4	Produk kayu, perabot, keluaran kertas & percetakan <i>Wood products, furniture, paper products &amp; printing</i>	4.3
5.0	5.0	4.9	5.0	5.0	5.0	Produk petroleum, kimia, getah & plastik <i>Petroleum, chemical, rubber &amp; plastic products</i>	4.4
4.2	4.1	4.1	4.2	4.2	4.2	Produk mineral bukan logam, logam asas & produk logam yang direka <i>Non-metallic mineral products, basic metal &amp; fabricated metal products</i>	4.5
7.1	7.0	7.0	7.0	7.0	6.9	Produk elektrik, elektronik & optikal <i>Electrical, electronic &amp; optical products</i>	4.6
2.6	2.6	2.6	2.6	2.6	2.6	Peralatan pengangkutan, pembuatan lain & pembaikan <i>Transport equipment, other manufacturing &amp; repair</i>	4.7
14.2	14.2	14.2	14.1	14.1	14.1	<b>Pembinaan Construction</b>	<b>5</b>
52.6	52.7	52.8	52.7	52.7	52.8	<b>Perkhidmatan Services</b>	<b>6</b>
19.4	19.5	19.5	19.6	19.6	19.7	Perdagangan borong & runcit <i>Wholesale &amp; retail trade</i>	6.1
9.3	9.2	9.2	9.1	9.1	9.1	Makanan & minuman dan penginapan <i>Food &amp; beverages and accommodation</i>	6.2
4.8	4.8	4.9	4.9	4.9	4.9	Pengangkutan & penyimpanan <i>Transportation &amp; storage</i>	6.3
2.7	2.7	2.7	2.7	2.7	2.7	Maklumat & komunikasi <i>Information &amp; communication</i>	6.4
10.5	10.6	10.6	10.5	10.5	10.5	Kewangan, insurans, hartanah & perkhidmatan perniagaan <i>Finance, insurance, real estate &amp; business services</i>	6.5
5.9	5.9	5.9	5.9	5.9	5.9	Perkhidmatan lain <i>Other services</i>	6.6

('000)

Aktiviti Ekonomi <i>Economic Activity</i>		2021	2022	2023	2024
<b>1</b>	<b>Jumlah Total</b>	<b>8,347.1</b>	<b>8,563.2</b>	<b>8,744.9</b>	<b>8,860.7</b>
1.1	Mahir <i>Skilled</i>	2,066.9	2,131.9	2,187.9	2,218.6
1.2	Separuh Mahir <i>Semi-skilled</i>	5,209.0	5,352.1	5,481.5	5,550.8
1.3	Berkemahiran Rendah <i>Low-skilled</i>	1,071.1	1,079.1	1,075.5	1,091.2
<b>2</b>	<b>Pertanian Agriculture</b>	<b>438.7</b>	<b>448.1</b>	<b>464.5</b>	<b>469.6</b>
2.1	Mahir <i>Skilled</i>	24.8	23.9	24.1	24.4
2.2	Separuh Mahir <i>Semi-skilled</i>	393.0	402.8	418.3	422.9
2.3	Berkemahiran Rendah <i>Low-skilled</i>	20.8	21.4	22.1	22.3
<b>3</b>	<b>Perlombongan &amp; Pengkuarian Mining &amp; Quarrying</b>	<b>77.4</b>	<b>79.1</b>	<b>80.1</b>	<b>80.0</b>
3.1	Mahir <i>Skilled</i>	23.5	23.2	23.4	23.2
3.2	Separuh Mahir <i>Semi-skilled</i>	44.6	46.1	47.0	46.9
3.3	Berkemahiran Rendah <i>Low-skilled</i>	9.4	9.7	9.6	9.9
<b>4</b>	<b>Pembuatan Manufacturing</b>	<b>2,217.7</b>	<b>2,306.5</b>	<b>2,361.0</b>	<b>2,393.2</b>
4.1	Prosesan makanan, minuman & produk tembakau <i>Food processing, beverages &amp; tobacco products</i>	279.3	299.3	324.3	338.5
4.1.1	Mahir <i>Skilled</i>	36.1	38.6	41.8	43.3
4.1.2	Separuh Mahir <i>Semi-skilled</i>	212.8	228.7	248.1	260.5
4.1.3	Berkemahiran Rendah <i>Low-skilled</i>	30.4	32.0	34.4	34.8
4.2	Produk tekstil, pakaian & kulit <i>Textiles, wearing apparel &amp; leather products</i>	80.7	82.9	86.0	85.9
4.2.1	Mahir <i>Skilled</i>	9.0	9.4	9.6	9.7
4.2.2	Separuh Mahir <i>Semi-skilled</i>	66.5	68.3	71.1	71.1
4.2.3	Berkemahiran Rendah <i>Low-skilled</i>	5.2	5.2	5.2	5.1

('000)

Aktiviti Ekonomi <i>Economic Activity</i>		2021	2022	2023	2024
4.3	Produk kayu, perabot, keluaran kertas & percetakan <i>Wood products, furniture, paper products &amp; printing</i>	289.4	294.7	299.3	303.7
4.3.1	Mahir <i>Skilled</i>	33.6	34.6	34.9	35.0
4.3.2	Separuh Mahir <i>Semi-skilled</i>	221.0	225.1	229.2	232.8
4.3.3	Berkemahiran Rendah <i>Low-skilled</i>	34.8	35.0	35.2	35.9
4.4	Produk petroleum, kimia, getah & plastik <i>Petroleum, chemical, rubber &amp; plastic products</i>	420.6	436.3	441.0	442.3
4.4.1	Mahir <i>Skilled</i>	76.5	79.0	80.0	79.0
4.4.2	Separuh Mahir <i>Semi-skilled</i>	321.1	333.3	337.3	339.6
4.4.3	Berkemahiran Rendah <i>Low-skilled</i>	23.0	24.0	23.7	23.6
4.5	Produk mineral bukan logam, logam asas & produk logam yang direka <i>Non-metallic mineral products, basic metal &amp; fabricated metal products</i>	345.4	352.1	363.0	370.4
4.5.1	Mahir <i>Skilled</i>	53.6	54.1	56.5	59.0
4.5.2	Separuh Mahir <i>Semi-skilled</i>	266.7	272.4	280.2	284.3
4.5.3	Berkemahiran Rendah <i>Low-skilled</i>	25.1	25.6	26.3	27.1
4.6	Produk elektrik, elektronik & optikal <i>Electrical, electronic &amp; optical products</i>	589.1	617.2	616.8	620.7
4.6.1	Mahir <i>Skilled</i>	132.2	140.1	140.8	142.7
4.6.2	Separuh Mahir <i>Semi-skilled</i>	437.0	457.1	456.0	457.9
4.6.3	Berkemahiran Rendah <i>Low-skilled</i>	19.8	20.1	20.0	20.1
4.7	Peralatan pengangkutan, pembuatan lain & pembaikan <i>Transport equipment, other manufacturing &amp; repair</i>	213.2	224.1	230.5	231.7
4.7.1	Mahir <i>Skilled</i>	47.0	48.9	50.1	50.7
4.7.2	Separuh Mahir <i>Semi-skilled</i>	155.1	163.9	168.8	169.5
4.7.3	Berkemahiran Rendah <i>Low-skilled</i>	11.1	11.4	11.6	11.5
<b>5</b>	<b>Pembinaan</b> <i>Construction</i>	<b>1,227.3</b>	<b>1,227.5</b>	<b>1,239.2</b>	<b>1,246.3</b>
5.1	Mahir <i>Skilled</i>	136.8	136.9	138.9	138.0
5.2	Separuh Mahir <i>Semi-skilled</i>	1,049.3	1,049.2	1,058.0	1,064.8
5.3	Berkemahiran Rendah <i>Low-skilled</i>	41.1	41.4	42.4	43.6

('000)

Aktiviti Ekonomi <i>Economic Activity</i>		2021	2022	2023	2024
<b>6</b>	<b>Perkhidmatan <i>Services</i></b>	<b>4,386.0</b>	<b>4,501.9</b>	<b>4,600.2</b>	<b>4,671.5</b>
6.1	Mahir <i>Skilled</i>	1,493.9	1,543.4	1,587.8	1,613.7
6.2	Separuh Mahir <i>Semi-skilled</i>	2,041.8	2,105.3	2,167.5	2,200.5
6.3	Berkemahiran Rendah <i>Low-skilled</i>	850.3	853.3	844.9	857.3
6.1	Perdagangan borong & runcit <i>Wholesale &amp; retail trade</i>	1,591.3	1,657.7	1,698.4	1,738.5
6.1.1	Mahir <i>Skilled</i>	567.8	589.7	601.0	611.4
6.1.2	Separuh Mahir <i>Semi-skilled</i>	793.7	834.9	877.0	894.4
6.1.3	Berkemahiran Rendah <i>Low-skilled</i>	229.8	233.0	220.4	232.7
6.2	Makanan & minuman dan penginapan <i>Food &amp; beverages and accommodation</i>	784.9	790.8	809.0	808.8
6.2.1	Mahir <i>Skilled</i>	113.2	114.4	117.4	117.6
6.2.2	Separuh Mahir <i>Semi-skilled</i>	337.6	341.7	349.2	351.1
6.2.3	Berkemahiran Rendah <i>Low-skilled</i>	334.1	334.6	342.4	340.2
6.3	Pengangkutan & penyimpanan <i>Transportation &amp; storage</i>	384.1	409.4	421.6	431.3
6.3.1	Mahir <i>Skilled</i>	82.2	89.9	96.5	100.0
6.3.2	Separuh Mahir <i>Semi-skilled</i>	213.6	228.3	235.1	238.9
6.3.3	Berkemahiran Rendah <i>Low-skilled</i>	88.4	91.2	90.0	92.4
6.4	Maklumat & komunikasi <i>Information &amp; communication</i>	226.7	230.9	232.8	236.4
6.4.1	Mahir <i>Skilled</i>	132.3	135.4	137.4	139.1
6.4.2	Separuh Mahir <i>Semi-skilled</i>	76.0	78.3	78.2	79.8
6.4.3	Berkemahiran Rendah <i>Low-skilled</i>	18.3	17.2	17.3	17.6
6.5	Kewangan, insurans, hartanah & perkhidmatan perniagaan <i>Finance, insurance, real estate &amp; business services</i>	896.9	905.8	921.3	933.0
6.5.1	Mahir <i>Skilled</i>	393.8	406.3	421.1	428.7
6.5.2	Separuh Mahir <i>Semi-skilled</i>	392.6	391.5	395.7	401.1
6.5.3	Berkemahiran Rendah <i>Low-skilled</i>	110.5	108.0	104.5	103.3
6.6	Perkhidmatan lain <i>Other services</i>	502.1	507.3	517.0	523.5
6.6.1	Mahir <i>Skilled</i>	204.5	207.6	214.3	216.9
6.6.2	Separuh Mahir <i>Semi-skilled</i>	228.3	230.5	232.2	235.3
6.6.3	Berkemahiran Rendah <i>Low-skilled</i>	69.3	69.2	70.4	71.3

(%)

Aktiviti Ekonomi <i>Economic Activity</i>		2021	2022	2023	2024
<b>1</b>	<b>Jumlah Total</b>	<b>100.0</b>	<b>100.0</b>	<b>100.0</b>	<b>100.0</b>
1.1	Mahir <i>Skilled</i>	24.8	24.9	25.0	25.0
1.2	Separuh Mahir <i>Semi-skilled</i>	62.4	62.5	62.7	62.7
1.3	Berkemahiran Rendah <i>Low-skilled</i>	12.8	12.6	12.3	12.3
<b>2</b>	<b>Pertanian <i>Agriculture</i></b>	<b>100.0</b>	<b>100.0</b>	<b>100.0</b>	<b>100.0</b>
2.1	Mahir <i>Skilled</i>	5.7	5.3	5.2	5.2
2.2	Separuh Mahir <i>Semi-skilled</i>	89.6	89.9	90.1	90.1
2.3	Berkemahiran Rendah <i>Low-skilled</i>	4.7	4.8	4.7	4.7
<b>3</b>	<b>Perlombongan &amp; Pengkuarian <i>Mining &amp; Quarrying</i></b>	<b>100.0</b>	<b>100.0</b>	<b>100.0</b>	<b>100.0</b>
3.1	Mahir <i>Skilled</i>	30.3	29.4	29.3	29.0
3.2	Separuh Mahir <i>Semi-skilled</i>	57.6	58.3	58.7	58.7
3.3	Berkemahiran Rendah <i>Low-skilled</i>	12.1	12.3	12.0	12.3
<b>4</b>	<b>Pembuatan <i>Manufacturing</i></b>	<b>100.0</b>	<b>100.0</b>	<b>100.0</b>	<b>100.0</b>
4.1	Mahir <i>Skilled</i>	17.5	17.5	17.6	17.5
4.2	Separuh Mahir <i>Semi-skilled</i>	75.8	75.8	75.8	75.9
4.3	Berkemahiran Rendah <i>Low-skilled</i>	6.7	6.7	6.6	6.6
4.1	Prosesan makanan, minuman & produk tembakau <i>Food processing, beverages &amp; tobacco products</i>	100.0	100.0	100.0	100.0
4.1.1	Mahir <i>Skilled</i>	12.9	12.9	12.9	12.8
4.1.2	Separuh Mahir <i>Semi-skilled</i>	76.2	76.4	76.5	76.9
4.1.3	Berkemahiran Rendah <i>Low-skilled</i>	10.9	10.7	10.6	10.3
4.2	Produk tekstil, pakaian & kulit <i>Textiles, wearing apparel &amp; leather products</i>	100.0	100.0	100.0	100.0
4.2.1	Mahir <i>Skilled</i>	11.2	11.3	11.2	11.3
4.2.2	Separuh Mahir <i>Semi-skilled</i>	82.4	82.4	82.7	82.7
4.2.3	Berkemahiran Rendah <i>Low-skilled</i>	6.4	6.3	6.1	6.0

3.3b

**Peratus Sumbangan Jawatan Diisi Tahunan mengikut Aktiviti Ekonomi dan Kemahiran, 2021 - 2024 (samb.)**

*Annual Percentage Share of Filled Jobs by Economic Activity and Skill, 2021 - 2024 (cont'd)*

(%)

Aktiviti Ekonomi <i>Economic Activity</i>		2021	2022	2023	2024
4.3	Produk kayu, perabot, keluaran kertas & percetakan <i>Wood products, furniture, paper products &amp; printing</i>	100.0	100.0	100.0	100.0
4.3.1	Mahir <i>Skilled</i>	11.6	11.7	11.7	11.5
4.3.2	Separuh Mahir <i>Semi-skilled</i>	76.4	76.4	76.6	76.7
4.3.3	Berkemahiran Rendah <i>Low-skilled</i>	12.0	11.9	11.7	11.8
4.4	Produk petroleum, kimia, getah & plastik <i>Petroleum, chemical, rubber &amp; plastic products</i>	100.0	100.0	100.0	100.0
4.4.1	Mahir <i>Skilled</i>	18.2	18.1	18.1	17.9
4.4.2	Separuh Mahir <i>Semi-skilled</i>	76.3	76.4	76.5	76.8
4.4.3	Berkemahiran Rendah <i>Low-skilled</i>	5.5	5.5	5.4	5.3
4.5	Produk mineral bukan logam, logam asas & produk logam yang direka <i>Non-metallic mineral products, basic metal &amp; fabricated metal products</i>	100.0	100.0	100.0	100.0
4.5.1	Mahir <i>Skilled</i>	15.5	15.3	15.6	15.9
4.5.2	Separuh Mahir <i>Semi-skilled</i>	77.2	77.4	77.2	76.8
4.5.3	Berkemahiran Rendah <i>Low-skilled</i>	7.3	7.3	7.2	7.3
4.6	Produk elektrik, elektronik & optikal <i>Electrical, electronic &amp; optical products</i>	100.0	100.0	100.0	100.0
4.6.1	Mahir <i>Skilled</i>	22.4	22.6	22.9	23.0
4.6.2	Separuh Mahir <i>Semi-skilled</i>	74.2	74.1	73.9	73.8
4.6.3	Berkemahiran Rendah <i>Low-skilled</i>	3.4	3.3	3.2	3.2
4.7	Peralatan pengangkutan, pembuatan lain & pembaikan <i>Transport equipment, other manufacturing &amp; repair</i>	100.0	100.0	100.0	100.0
4.7.1	Mahir <i>Skilled</i>	22.1	21.8	21.8	21.9
4.7.2	Separuh Mahir <i>Semi-skilled</i>	72.7	73.1	73.2	73.1
4.7.3	Berkemahiran Rendah <i>Low-skilled</i>	5.2	5.1	5.0	5.0
<b>5</b>	<b>Pembinaan</b> <i>Construction</i>	<b>100.0</b>	<b>100.0</b>	<b>100.0</b>	<b>100.0</b>
5.1	Mahir <i>Skilled</i>	11.1	11.1	11.2	11.1
5.2	Separuh Mahir <i>Semi-skilled</i>	85.5	85.5	85.4	85.4
5.3	Berkemahiran Rendah <i>Low-skilled</i>	3.4	3.4	3.4	3.5

(%)

Aktiviti Ekonomi <i>Economic Activity</i>		2021	2022	2023	2024
<b>6</b>	<b>Perkhidmatan <i>Services</i></b>	<b>100.0</b>	<b>100.0</b>	<b>100.0</b>	<b>100.0</b>
6.1	Mahir <i>Skilled</i>	34.0	34.2	34.5	34.5
6.2	Separuh Mahir <i>Semi-skilled</i>	46.6	46.8	47.1	47.1
6.3	Berkemahiran Rendah <i>Low-skilled</i>	19.4	19.0	18.4	18.4
6.1	Perdagangan borong & runcit <i>Wholesale &amp; retail trade</i>	100.0	100.0	100.0	100.0
6.1.1	Mahir <i>Skilled</i>	35.7	35.5	35.4	35.2
6.1.2	Separuh Mahir <i>Semi-skilled</i>	49.9	50.4	51.6	51.4
6.1.3	Berkemahiran Rendah <i>Low-skilled</i>	14.4	14.1	13.0	13.4
6.2	Makanan & minuman dan penginapan <i>Food &amp; beverages and accommodation</i>	100.0	100.0	100.0	100.0
6.2.1	Mahir <i>Skilled</i>	14.4	14.5	14.5	14.5
6.2.2	Separuh Mahir <i>Semi-skilled</i>	43.0	43.2	43.2	43.4
6.2.3	Berkemahiran Rendah <i>Low-skilled</i>	42.6	42.3	42.3	42.1
6.3	Pengangkutan & penyimpanan <i>Transportation &amp; storage</i>	100.0	100.0	100.0	100.0
6.3.1	Mahir <i>Skilled</i>	21.4	22.0	22.9	23.2
6.3.2	Separuh Mahir <i>Semi-skilled</i>	55.6	55.7	55.8	55.4
6.3.3	Berkemahiran Rendah <i>Low-skilled</i>	23.0	22.3	21.3	21.4
6.4	Maklumat & komunikasi <i>Information &amp; communication</i>	100.0	100.0	100.0	100.0
6.4.1	Mahir <i>Skilled</i>	58.4	58.7	59.0	58.8
6.4.2	Separuh Mahir <i>Semi-skilled</i>	33.5	33.9	33.6	33.8
6.4.3	Berkemahiran Rendah <i>Low-skilled</i>	8.1	7.4	7.4	7.4
6.5	Kewangan, insurans, hartanah & perkhidmatan perniagaan <i>Finance, insurance, real estate &amp; business services</i>	100.0	100.0	100.0	100.0
6.5.1	Mahir <i>Skilled</i>	43.9	44.9	45.8	45.9
6.5.2	Separuh Mahir <i>Semi-skilled</i>	43.8	43.2	42.9	43.0
6.5.3	Berkemahiran Rendah <i>Low-skilled</i>	12.3	11.9	11.3	11.1
6.6	Perkhidmatan lain <i>Other services</i>	100.0	100.0	100.0	100.0
6.6.1	Mahir <i>Skilled</i>	40.7	40.9	41.5	41.4
6.6.2	Separuh Mahir <i>Semi-skilled</i>	45.5	45.4	44.9	45.0
6.6.3	Berkemahiran Rendah <i>Low-skilled</i>	13.8	13.7	13.6	13.6

(%)

Aktiviti Ekonomi <i>Economic Activity</i>		2021	2022	2023	2024
<b>1</b>	<b>Jumlah <i>Total</i></b>	<b>97.8</b>	<b>97.8</b>	<b>97.9</b>	<b>97.9</b>
1.1	Mahir <i>Skilled</i>	98.0	97.8	97.8	97.9
1.2	Separuh Mahir <i>Semi-skilled</i>	98.1	98.1	98.1	98.1
1.3	Berkemahiran Rendah <i>Low-skilled</i>	96.6	96.6	96.7	96.7
<b>2</b>	<b>Pertanian <i>Agriculture</i></b>	<b>93.6</b>	<b>93.4</b>	<b>93.7</b>	<b>93.6</b>
2.1	Mahir <i>Skilled</i>	84.7	84.8	84.6	84.5
2.2	Separuh Mahir <i>Semi-skilled</i>	95.4	95.1	95.3	95.2
2.3	Berkemahiran Rendah <i>Low-skilled</i>	77.1	76.1	78.4	78.3
<b>3</b>	<b>Perlombongan &amp; Pengkuarian <i>Mining &amp; Quarrying</i></b>	<b>99.5</b>	<b>99.5</b>	<b>99.3</b>	<b>99.3</b>
3.1	Mahir <i>Skilled</i>	99.5	99.5	99.5	99.5
3.2	Separuh Mahir <i>Semi-skilled</i>	99.5	99.5	99.3	99.3
3.3	Berkemahiran Rendah <i>Low-skilled</i>	99.3	99.2	98.9	99.0
<b>4</b>	<b>Pembuatan <i>Manufacturing</i></b>	<b>95.5</b>	<b>95.5</b>	<b>95.6</b>	<b>95.6</b>
4.1	Mahir <i>Skilled</i>	94.2	94.2	94.4	94.4
4.2	Separuh Mahir <i>Semi-skilled</i>	96.5	96.5	96.5	96.5
4.3	Berkemahiran Rendah <i>Low-skilled</i>	88.5	88.9	89.2	89.0
4.1	Prosesan makanan, minuman & produk tembakau <i>Food processing, beverages &amp; tobacco products</i>	95.8	95.7	95.9	95.9
4.1.1	Mahir <i>Skilled</i>	94.3	94.4	94.7	94.9
4.1.2	Separuh Mahir <i>Semi-skilled</i>	97.1	96.9	97.1	97.0
4.1.3	Berkemahiran Rendah <i>Low-skilled</i>	88.8	88.8	89.4	89.4
4.2	Produk tekstil, pakaian & kulit <i>Textiles, wearing apparel &amp; leather products</i>	96.5	96.3	96.6	96.5
4.2.1	Mahir <i>Skilled</i>	94.5	94.1	94.5	94.5
4.2.2	Separuh Mahir <i>Semi-skilled</i>	97.6	97.4	97.6	97.5
4.2.3	Berkemahiran Rendah <i>Low-skilled</i>	87.1	87.1	87.2	87.1

(%)

Aktiviti Ekonomi <i>Economic Activity</i>		2021	2022	2023	2024
4.3	Produk kayu, perabot, keluaran kertas & percetakan <i>Wood products, furniture, paper products &amp; printing</i>	95.8	95.6	95.6	95.7
4.3.1	Mahir <i>Skilled</i>	95.1	94.9	94.7	94.6
4.3.2	Separuh Mahir <i>Semi-skilled</i>	97.5	97.2	97.1	97.3
4.3.3	Berkemahiran Rendah <i>Low-skilled</i>	86.9	87.3	87.5	87.0
4.4	Produk petroleum, kimia, getah & plastik <i>Petroleum, chemical, rubber &amp; plastic products</i>	95.5	95.5	95.7	95.7
4.4.1	Mahir <i>Skilled</i>	94.2	94.4	94.8	94.9
4.4.2	Separuh Mahir <i>Semi-skilled</i>	96.1	96.0	96.1	96.1
4.4.3	Berkemahiran Rendah <i>Low-skilled</i>	91.9	92.4	92.9	93.1
4.5	Produk mineral bukan logam, logam asas & produk logam yang direka <i>Non-metallic mineral products, basic metal &amp; fabricated metal products</i>	96.1	96.2	96.2	96.1
4.5.1	Mahir <i>Skilled</i>	93.9	94.0	94.1	94.1
4.5.2	Separuh Mahir <i>Semi-skilled</i>	97.3	97.4	97.3	97.2
4.5.3	Berkemahiran Rendah <i>Low-skilled</i>	88.3	89.1	89.4	89.3
4.6	Produk elektrik, elektronik & optikal <i>Electrical, electronic &amp; optical products</i>	94.9	94.9	94.9	94.8
4.6.1	Mahir <i>Skilled</i>	93.9	93.9	94.0	93.9
4.6.2	Separuh Mahir <i>Semi-skilled</i>	95.6	95.6	95.6	95.5
4.6.3	Berkemahiran Rendah <i>Low-skilled</i>	86.5	86.6	86.6	86.2
4.7	Peralatan pengangkutan, pembuatan lain & pembaikan <i>Transport equipment, other manufacturing &amp; repair</i>	95.7	95.8	95.9	95.9
4.7.1	Mahir <i>Skilled</i>	94.7	94.7	94.7	94.7
4.7.2	Separuh Mahir <i>Semi-skilled</i>	96.4	96.5	96.6	96.5
4.7.3	Berkemahiran Rendah <i>Low-skilled</i>	91.2	91.3	91.5	91.5
<b>5</b>	<b>Pembinaan</b> <i>Construction</i>	<b>98.2</b>	<b>98.1</b>	<b>98.0</b>	<b>98.0</b>
5.1	Mahir <i>Skilled</i>	96.7	96.7	96.5	96.7
5.2	Separuh Mahir <i>Semi-skilled</i>	98.8	98.7	98.7	98.7
5.3	Berkemahiran Rendah <i>Low-skilled</i>	89.5	88.7	87.3	87.2

(%)

Aktiviti Ekonomi <i>Economic Activity</i>		2021	2022	2023	2024
<b>6</b>	<b>Perkhidmatan <i>Services</i></b>	<b>99.4</b>	<b>99.4</b>	<b>99.5</b>	<b>99.5</b>
6.1	Mahir <i>Skilled</i>	99.3	99.0	99.1	99.2
6.2	Separuh Mahir <i>Semi-skilled</i>	99.5	99.6	99.7	99.7
6.3	Berkemahiran Rendah <i>Low-skilled</i>	99.1	99.2	99.4	99.4
6.1	Perdagangan borong & runcit <i>Wholesale &amp; retail trade</i>	99.3	99.3	99.4	99.4
6.1.1	Mahir <i>Skilled</i>	99.6	99.2	99.2	99.2
6.1.2	Separuh Mahir <i>Semi-skilled</i>	99.3	99.7	99.8	99.8
6.1.3	Berkemahiran Rendah <i>Low-skilled</i>	98.6	98.5	98.8	98.8
6.2	Makanan & minuman dan penginapan <i>Food &amp; beverages and accommodation</i>	99.6	99.6	99.8	99.8
6.2.1	Mahir <i>Skilled</i>	99.8	99.6	99.8	99.8
6.2.2	Separuh Mahir <i>Semi-skilled</i>	99.5	99.4	99.7	99.7
6.2.3	Berkemahiran Rendah <i>Low-skilled</i>	99.6	99.9	99.9	99.9
6.3	Pengangkutan & penyimpanan <i>Transportation &amp; storage</i>	99.1	99.6	99.7	99.7
6.3.1	Mahir <i>Skilled</i>	99.6	99.8	99.7	99.6
6.3.2	Separuh Mahir <i>Semi-skilled</i>	99.3	99.8	99.7	99.7
6.3.3	Berkemahiran Rendah <i>Low-skilled</i>	98.2	99.1	99.6	99.7
6.4	Maklumat & komunikasi <i>Information &amp; communication</i>	99.7	99.6	99.6	99.6
6.4.1	Mahir <i>Skilled</i>	99.8	99.7	99.8	99.8
6.4.2	Separuh Mahir <i>Semi-skilled</i>	99.9	99.8	99.9	99.9
6.4.3	Berkemahiran Rendah <i>Low-skilled</i>	97.8	97.7	97.4	97.3
6.5	Kewangan, insurans, hartanah & perkhidmatan perniagaan <i>Finance, insurance, real estate &amp; business services</i>	99.1	98.9	99.0	99.0
6.5.1	Mahir <i>Skilled</i>	98.4	98.0	98.3	98.4
6.5.2	Separuh Mahir <i>Semi-skilled</i>	99.8	99.7	99.7	99.7
6.5.3	Berkemahiran Rendah <i>Low-skilled</i>	99.4	99.2	99.2	99.2
6.6	Perkhidmatan lain <i>Other services</i>	99.6	99.5	99.6	99.6
6.6.1	Mahir <i>Skilled</i>	99.7	99.6	99.7	99.7
6.6.2	Separuh Mahir <i>Semi-skilled</i>	99.5	99.4	99.6	99.5
6.6.3	Berkemahiran Rendah <i>Low-skilled</i>	99.5	99.4	99.4	99.5



('000)

Aktiviti Ekonomi <i>Economic Activity</i>			Suku Tahunan/ <i>Quarterly</i>						
			2022				2023		
			I	II	III	IV	I	II	III
<b>1</b>	<b>Jumlah Total</b>		<b>8,387.7</b>	<b>8,427.4</b>	<b>8,484.2</b>	<b>8,563.2</b>	<b>8,613.1</b>	<b>8,637.3</b>	<b>8,711.6</b>
	1.1	Mahir <i>Skilled</i>	2,072.0	2,094.4	2,109.1	2,131.9	2,146.4	2,156.1	2,173.2
	1.2	Separuh Mahir <i>Semi-skilled</i>	5,242.0	5,259.0	5,299.5	5,352.1	5,388.7	5,401.4	5,455.4
	1.3	Berkemahiran Rendah <i>Low-skilled</i>	1,073.7	1,074.0	1,075.5	1,079.1	1,078.0	1,079.7	1,083.0
<b>2</b>	<b>Pertanian <i>Agriculture</i></b>		<b>436.7</b>	<b>438.2</b>	<b>439.2</b>	<b>448.1</b>	<b>449.3</b>	<b>451.3</b>	<b>460.8</b>
	2.1	Mahir <i>Skilled</i>	25.0	24.8	24.6	23.9	23.8	24.0	23.9
	2.2	Separuh Mahir <i>Semi-skilled</i>	390.5	392.1	393.8	402.8	404.1	405.0	414.7
	2.3	Berkemahiran Rendah <i>Low-skilled</i>	21.2	21.3	20.7	21.4	21.5	22.3	22.1
<b>3</b>	<b>Perlombongan &amp; Pengkuarian <i>Mining &amp; Quarrying</i></b>		<b>77.1</b>	<b>77.2</b>	<b>77.9</b>	<b>79.1</b>	<b>79.7</b>	<b>79.9</b>	<b>80.3</b>
	3.1	Mahir <i>Skilled</i>	23.4	23.5	22.9	23.2	23.5	23.5	23.6
	3.2	Separuh Mahir <i>Semi-skilled</i>	44.4	44.3	45.4	46.1	46.4	46.8	47.2
	3.3	Berkemahiran Rendah <i>Low-skilled</i>	9.3	9.4	9.6	9.7	9.7	9.6	9.5
<b>4</b>	<b>Pembuatan <i>Manufacturing</i></b>		<b>2,237.3</b>	<b>2,251.3</b>	<b>2,283.2</b>	<b>2,306.5</b>	<b>2,322.2</b>	<b>2,320.7</b>	<b>2,356.8</b>
	4.1	Mahir <i>Skilled</i>	391.2	393.3	399.2	404.5	407.6	407.2	413.2
	4.2	Separuh Mahir <i>Semi-skilled</i>	1,696.6	1,707.8	1,732.2	1,748.7	1,759.7	1,759.6	1,787.1
	4.3	Berkemahiran Rendah <i>Low-skilled</i>	149.5	150.2	151.8	153.4	154.9	153.9	156.5
4.1	Prosesan makanan, minuman & produk tembakau <i>Food processing, beverages &amp; tobacco products</i>		283.5	286.2	291.8	299.3	307.2	310.6	321.9
	4.1.1	Mahir <i>Skilled</i>	36.4	36.7	37.6	38.6	39.5	39.8	41.5
	4.1.2	Separuh Mahir <i>Semi-skilled</i>	216.5	218.6	223.0	228.7	234.6	237.3	246.1
	4.1.3	Berkemahiran Rendah <i>Low-skilled</i>	30.7	30.8	31.2	32.0	33.1	33.4	34.3

Suku Tahunan/Quarterly						Aktiviti Ekonomi Economic Activity		
2023	2024				2025			
IV	I	II	III	IV	IP			
8,744.9	8,745.5	8,763.6	8,820.0	8,860.7	8,870.3	<b>Jumlah Total</b>		<b>1</b>
2,187.9	2,192.3	2,194.7	2,207.1	2,218.6	2,228.1	Mahir Skilled	1.1	
5,481.5	5,480.2	5,491.5	5,527.8	5,550.8	5,548.2	Sepuluh Mahir Semi-skilled	1.2	
1,075.5	1,073.1	1,077.4	1,085.1	1,091.2	1,094.1	Berkemahiran Rendah Low-skilled	1.3	
<b>464.5</b>	<b>467.3</b>	<b>468.0</b>	<b>469.0</b>	<b>469.6</b>	<b>468.7</b>	<b>Pertanian Agriculture</b>		<b>2</b>
24.1	24.0	24.1	24.0	24.4	24.4	Mahir Skilled	2.1	
418.3	421.2	421.8	422.9	422.9	422.4	Sepuluh Mahir Semi-skilled	2.2	
22.1	22.1	22.1	22.2	22.3	22.0	Berkemahiran Rendah Low-skilled	2.3	
<b>80.1</b>	<b>80.0</b>	<b>80.0</b>	<b>79.7</b>	<b>80.0</b>	<b>80.3</b>	<b>Perlombongan &amp; Pengkuarian Mining &amp; Quarrying</b>		<b>3</b>
23.4	23.4	23.4	23.2	23.2	23.4	Mahir Skilled	3.1	
47.0	46.9	46.9	46.8	46.9	47.1	Sepuluh Mahir Semi-skilled	3.2	
9.6	9.7	9.7	9.7	9.9	9.9	Berkemahiran Rendah Low-skilled	3.3	
<b>2,361.0</b>	<b>2,347.5</b>	<b>2,350.4</b>	<b>2,380.1</b>	<b>2,393.2</b>	<b>2,382.5</b>	<b>Pembuatan Manufacturing</b>		<b>4</b>
413.8	410.2	409.7	414.7	419.4	419.1	Mahir Skilled	4.1	
1,790.8	1,781.9	1,785.2	1,808.0	1,815.6	1,806.0	Sepuluh Mahir Semi-skilled	4.2	
156.4	155.3	155.5	157.4	158.2	157.3	Berkemahiran Rendah Low-skilled	4.3	
324.3	328.8	330.7	337.4	338.5	339.5	Prosesan makanan, minuman & produk tembakau Food processing, beverages & tobacco products		4.1
41.8	42.2	42.3	43.1	43.3	43.6	Mahir Skilled	4.1.1	
248.1	252.1	254.0	259.5	260.5	261.1	Sepuluh Mahir Semi-skilled	4.1.2	
34.4	34.5	34.4	34.9	34.8	34.7	Berkemahiran Rendah Low-skilled	4.1.3	

('000)

Aktiviti Ekonomi <i>Economic Activity</i>		Suku Tahunan/ <i>Quarterly</i>						
		2022				2023		
		I	II	III	IV	I	II	III
4.2	Produk tekstil, pakaian & kulit <i>Textiles, wearing apparel &amp; leather products</i>	81.2	80.8	81.0	82.9	84.1	84.8	84.7
	4.2.1 Mahir <i>Skilled</i>	9.1	9.1	9.1	9.4	9.5	9.6	9.6
	4.2.2 Separuh Mahir <i>Semi-skilled</i>	66.9	66.6	66.7	68.3	69.4	70.0	69.9
	4.2.3 Berkemahiran Rendah <i>Low-skilled</i>	5.2	5.2	5.2	5.2	5.2	5.2	5.2
4.3	Produk kayu, perabot, keluaran kertas & percetakan <i>Wood products, furniture, paper products &amp; printing</i>	290.3	290.1	292.7	294.7	296.0	294.6	297.4
	4.3.1 Mahir <i>Skilled</i>	33.6	33.7	34.1	34.6	34.8	34.3	34.6
	4.3.2 Separuh Mahir <i>Semi-skilled</i>	222.1	221.8	223.7	225.1	226.3	225.9	227.8
	4.3.3 Berkemahiran Rendah <i>Low-skilled</i>	34.6	34.6	34.9	35.0	34.9	34.5	35.0
4.4	Produk petroleum, kimia, getah & plastik <i>Petroleum, chemical, rubber &amp; plastic products</i>	425.3	429.4	436.9	436.3	437.0	429.2	436.9
	4.4.1 Mahir <i>Skilled</i>	77.6	78.3	78.9	79.0	79.3	78.6	79.7
	4.4.2 Separuh Mahir <i>Semi-skilled</i>	324.9	327.8	334.1	333.3	333.6	327.1	333.3
	4.4.3 Berkemahiran Rendah <i>Low-skilled</i>	22.9	23.4	24.0	24.0	24.1	23.4	23.9
4.5	Produk mineral bukan logam, logam asas & produk logam yang direka <i>Non-metallic mineral products, basic metal &amp; fabricated metal products</i>	347.1	346.9	349.6	352.1	353.3	353.2	361.2
	4.5.1 Mahir <i>Skilled</i>	53.4	53.4	53.8	54.1	54.2	54.1	55.6
	4.5.2 Separuh Mahir <i>Semi-skilled</i>	268.5	268.4	270.5	272.4	273.5	273.5	279.5
	4.5.3 Berkemahiran Rendah <i>Low-skilled</i>	25.2	25.2	25.3	25.6	25.6	25.6	26.2

('000)

Suku Tahunan/Quarterly						Aktiviti Ekonomi Economic Activity	
2023	2024				2025		
IV	I	II	III	IV	I <sup>p</sup>		
86.0	86.8	86.7	86.3	85.9	87.3	Produk tekstil, pakaian & kulit <i>Textiles, wearing apparel &amp; leather products</i>	4.2
9.6	9.7	9.8	9.8	9.7	9.8	Mahir <i>Skilled</i>	4.2.1
71.1	71.9	71.7	71.3	71.1	72.4	Separuh Mahir <i>Semi-skilled</i>	4.2.2
5.2	5.2	5.3	5.2	5.1	5.1	Berkemahiran Rendah <i>Low-skilled</i>	4.2.3
299.3	296.5	296.1	298.8	303.7	300.8	Produk kayu, perabot, keluaran kertas & percetakan <i>Wood products, furniture, paper products &amp; printing</i>	4.3
34.9	34.6	34.3	34.8	35.0	34.4	Mahir <i>Skilled</i>	4.3.1
229.2	227.4	227.0	228.8	232.8	230.4	Separuh Mahir <i>Semi-skilled</i>	4.3.2
35.2	34.6	34.9	35.2	35.9	35.9	Berkemahiran Rendah <i>Low-skilled</i>	4.3.3
441.0	436.5	431.4	438.2	442.3	439.4	Produk petroleum, kimia, getah & plastik <i>Petroleum, chemical, rubber &amp; plastic products</i>	4.4
80.0	79.4	77.7	78.3	79.0	78.6	Mahir <i>Skilled</i>	4.4.1
337.3	333.7	330.5	336.5	339.6	337.8	Separuh Mahir <i>Semi-skilled</i>	4.4.2
23.7	23.4	23.1	23.5	23.6	23.0	Berkemahiran Rendah <i>Low-skilled</i>	4.4.3
363.0	362.8	362.5	369.2	370.4	372.0	Produk mineral bukan logam, logam asas & produk logam yang direka <i>Non-metallic mineral products, basic metal &amp; fabricated metal products</i>	4.5
56.5	56.5	56.8	58.2	59.0	59.6	Mahir <i>Skilled</i>	4.5.1
280.2	280.1	279.3	284.0	284.3	285.1	Separuh Mahir <i>Semi-skilled</i>	4.5.2
26.3	26.2	26.4	27.1	27.1	27.3	Berkemahiran Rendah <i>Low-skilled</i>	4.5.3

('000)

Aktiviti Ekonomi <i>Economic Activity</i>		Suku Tahunan/ <i>Quarterly</i>						
		2022				2023		
		I	II	III	IV	I	II	III
4.6	Produk elektrik, elektronik & optikal <i>Electrical, electronic &amp; optical products</i>	591.6	597.6	608.3	617.2	617.2	621.2	624.6
4.6.1	Mahir <i>Skilled</i>	133.1	134.1	137.2	140.1	140.8	141.2	142.2
4.6.2	Separuh Mahir <i>Semi-skilled</i>	438.9	443.8	451.3	457.1	456.0	459.7	462.0
4.6.3	Berkemahiran Rendah <i>Low-skilled</i>	19.6	19.7	19.8	20.1	20.4	20.3	20.4
4.7	Peralatan pengangkutan, pembuatan lain & pembaikan <i>Transport equipment, other manufacturing &amp; repair</i>	218.2	220.3	222.9	224.1	227.4	227.1	230.1
4.7.1	Mahir <i>Skilled</i>	48.0	48.0	48.5	48.9	49.6	49.5	50.1
4.7.2	Separuh Mahir <i>Semi-skilled</i>	158.9	160.9	163.0	163.9	166.3	166.1	168.3
4.7.3	Berkemahiran Rendah <i>Low-skilled</i>	11.3	11.4	11.3	11.4	11.6	11.6	11.7
<b>5</b>	<b>Pembinaan <i>Construction</i></b>	<b>1,219.7</b>	<b>1,215.7</b>	<b>1,214.4</b>	<b>1,227.5</b>	<b>1,233.2</b>	<b>1,235.3</b>	<b>1,238.5</b>
5.1	Mahir <i>Skilled</i>	135.6	134.4	135.0	136.9	137.3	138.2	138.6
5.2	Separuh Mahir <i>Semi-skilled</i>	1,044.1	1,041.7	1,040.2	1,049.2	1,053.8	1,053.5	1,057.5
5.3	Berkemahiran Rendah <i>Low-skilled</i>	40.0	39.6	39.2	41.4	42.1	43.7	42.4
<b>6</b>	<b>Perkhidmatan <i>Services</i></b>	<b>4,416.9</b>	<b>4,445.1</b>	<b>4,469.4</b>	<b>4,501.9</b>	<b>4,528.7</b>	<b>4,550.1</b>	<b>4,575.3</b>
6.1	Mahir <i>Skilled</i>	1,496.9	1,518.4	1,527.5	1,543.4	1,554.2	1,563.3	1,574.0
6.2	Separuh Mahir <i>Semi-skilled</i>	2,066.4	2,073.2	2,087.9	2,105.3	2,124.7	2,136.6	2,148.9
6.3	Berkemahiran Rendah <i>Low-skilled</i>	853.6	853.5	854.1	853.3	849.8	850.2	852.4
6.1	Perdagangan borong & runcit <i>Wholesale &amp; retail trade</i>	1,607.8	1,636.0	1,646.4	1,657.7	1,660.7	1,671.6	1,686.3
6.1.1	Mahir <i>Skilled</i>	564.9	582.5	584.1	589.7	590.5	592.6	595.8
6.1.2	Separuh Mahir <i>Semi-skilled</i>	809.2	816.7	824.2	834.9	840.4	850.4	861.0
6.1.3	Berkemahiran Rendah <i>Low-skilled</i>	233.7	236.9	238.1	233.0	229.7	228.6	229.5

('000)

Suku Tahunan/Quarterly						Aktiviti Ekonomi Economic Activity	
2023	2024				2025		
IV	I	II	III	IV	I <sup>P</sup>		
616.8	608.7	614.2	619.1	620.7	615.1	Produk elektrik, elektronik & optikal <i>Electrical, electronic &amp; optical products</i>	4.6
140.8	138.5	139.3	140.5	142.7	142.7	Mahir <i>Skilled</i>	4.6.1
456.0	450.4	455.1	458.6	457.9	452.4	Separuh Mahir <i>Semi-skilled</i>	4.6.2
20.0	19.8	19.9	19.9	20.1	20.0	Berkemahiran Rendah <i>Low-skilled</i>	4.6.3
230.5	227.3	228.8	231.1	231.7	228.4	Peralatan pengangkutan, pembuatan lain & pembaikan <i>Transport equipment, other manufacturing &amp; repair</i>	4.7
50.1	49.3	49.6	50.1	50.7	50.4	Mahir <i>Skilled</i>	4.7.1
168.8	166.4	167.6	169.4	169.5	166.8	Separuh Mahir <i>Semi-skilled</i>	4.7.2
11.6	11.5	11.6	11.6	11.5	11.3	Berkemahiran Rendah <i>Low-skilled</i>	4.7.3
<b>1,239.2</b>	<b>1,240.3</b>	<b>1,241.6</b>	<b>1,244.5</b>	<b>1,246.3</b>	<b>1,247.2</b>	<b>Pembinaan Construction</b>	<b>5</b>
138.9	139.7	138.7	138.1	138.0	137.9	Mahir <i>Skilled</i>	5.1
1,058.0	1,058.7	1,060.4	1,062.8	1,064.8	1,065.7	Separuh Mahir <i>Semi-skilled</i>	5.2
42.4	41.9	42.6	43.5	43.6	43.6	Berkemahiran Rendah <i>Low-skilled</i>	5.3
<b>4,600.2</b>	<b>4,610.5</b>	<b>4,623.6</b>	<b>4,646.7</b>	<b>4,671.5</b>	<b>4,691.6</b>	<b>Perkhidmatan Services</b>	<b>6</b>
1,587.8	1,595.0	1,598.7	1,607.1	1,613.7	1,623.3	Mahir <i>Skilled</i>	6.1
2,167.5	2,171.4	2,177.3	2,187.3	2,200.5	2,207.0	Separuh Mahir <i>Semi-skilled</i>	6.2
844.9	844.0	847.6	852.3	857.3	861.3	Berkemahiran Rendah <i>Low-skilled</i>	6.3
1,698.4	1,701.2	1,712.8	1,724.4	1,738.5	1,751.4	Perdagangan borong & runcit <i>Wholesale &amp; retail trade</i>	6.1
601.0	601.8	604.0	608.4	611.4	616.6	Mahir <i>Skilled</i>	6.1.1
877.0	878.8	881.9	886.9	894.4	898.2	Separuh Mahir <i>Semi-skilled</i>	6.1.2
220.4	220.6	226.9	229.1	232.7	236.6	Berkemahiran Rendah <i>Low-skilled</i>	6.1.3

('000)

Aktiviti Ekonomi <i>Economic Activity</i>		Suku Tahunan/ <i>Quarterly</i>						
		2022				2023		
		I	II	III	IV	I	II	III
6.2	Makanan & minuman dan penginapan <i>Food &amp; beverages and accommodation</i>	788.4	778.2	780.3	790.8	801.4	803.8	806.8
	6.2.1 Mahir <i>Skilled</i>	114.2	113.4	113.7	114.4	114.4	114.8	116.3
	6.2.2 Separuh Mahir <i>Semi-skilled</i>	339.1	333.7	336.5	341.7	349.1	349.2	349.2
	6.2.3 Berkemahiran Rendah <i>Low-skilled</i>	335.2	331.1	330.1	334.6	338.0	339.9	341.3
6.3	Pengangkutan & penyimpanan <i>Transportation &amp; storage</i>	392.5	400.7	404.3	409.4	415.0	417.7	419.0
	6.3.1 Mahir <i>Skilled</i>	83.8	85.6	87.5	89.9	92.2	94.6	95.3
	6.3.2 Separuh Mahir <i>Semi-skilled</i>	220.1	226.3	228.3	228.3	233.2	233.9	234.5
	6.3.3 Berkemahiran Rendah <i>Low-skilled</i>	88.6	88.7	88.5	91.2	89.7	89.2	89.2
6.4	Maklumat & komunikasi <i>Information &amp; communication</i>	228.1	228.8	230.2	230.9	231.4	232.0	232.5
	6.4.1 Mahir <i>Skilled</i>	133.7	133.9	135.2	135.4	135.9	136.1	136.6
	6.4.2 Separuh Mahir <i>Semi-skilled</i>	76.5	77.2	77.9	78.3	78.2	78.6	78.7
	6.4.3 Berkemahiran Rendah <i>Low-skilled</i>	17.9	17.7	17.1	17.2	17.3	17.3	17.3
6.5	Kewangan, insurans, hartanah & perkhidmatan perniagaan <i>Finance, insurance, real estate &amp; business services</i>	895.3	895.1	901.5	905.8	910.7	912.9	916.7
	6.5.1 Mahir <i>Skilled</i>	394.5	396.3	400.3	406.3	412.8	415.1	418.3
	6.5.2 Separuh Mahir <i>Semi-skilled</i>	392.3	390.3	391.8	391.5	391.7	392.4	393.7
	6.5.3 Berkemahiran Rendah <i>Low-skilled</i>	108.5	108.5	109.5	108.0	106.2	105.4	104.7
6.6	Perkhidmatan lain <i>Other services</i>	504.9	506.2	506.7	507.3	509.5	512.0	513.9
	6.6.1 Mahir <i>Skilled</i>	205.7	206.8	206.7	207.6	208.3	210.1	211.8
	6.6.2 Separuh Mahir <i>Semi-skilled</i>	229.3	229.0	229.2	230.5	232.1	232.2	231.8
	6.6.3 Berkemahiran Rendah <i>Low-skilled</i>	69.9	70.5	70.8	69.2	69.0	69.8	70.4

('000)

Suku Tahunan/Quarterly						Aktiviti Ekonomi Economic Activity	
2023	2024				2025		
IV	I	II	III	IV	I <sup>P</sup>		
809.0	808.2	802.8	806.8	808.8	810.7	Makanan & minuman dan penginapan <i>Food &amp; beverages and accommodation</i>	6.2
117.4	117.9	117.5	117.6	117.6	117.8	Mahir <i>Skilled</i>	6.2.1
349.2	349.8	347.2	349.6	351.1	352.7	Sepuluh Mahir <i>Semi-skilled</i>	6.2.2
342.4	340.6	338.0	339.7	340.2	340.2	Berkemahiran Rendah <i>Low-skilled</i>	6.2.3
421.6	424.1	426.2	428.5	431.3	433.3	Pengangkutan & penyimpanan <i>Transportation &amp; storage</i>	6.3
96.5	97.1	98.6	99.1	100.0	100.6	Mahir <i>Skilled</i>	6.3.1
235.1	236.3	236.5	237.8	238.9	240.0	Sepuluh Mahir <i>Semi-skilled</i>	6.3.2
90.0	90.7	91.1	91.5	92.4	92.6	Berkemahiran Rendah <i>Low-skilled</i>	6.3.3
232.8	233.1	233.9	235.2	236.4	237.0	Maklumat & komunikasi <i>Information &amp; communication</i>	6.4
137.4	137.5	137.7	138.3	139.1	139.3	Mahir <i>Skilled</i>	6.4.1
78.2	78.3	78.8	79.4	79.8	80.2	Sepuluh Mahir <i>Semi-skilled</i>	6.4.2
17.3	17.4	17.4	17.5	17.6	17.5	Berkemahiran Rendah <i>Low-skilled</i>	6.4.3
921.3	924.6	927.6	930.4	933.0	934.1	Kewangan, insurans, hartanah & perkhidmatan perniagaan <i>Finance, insurance, real estate &amp; business services</i>	6.5
421.1	424.3	424.4	427.0	428.7	432.0	Mahir <i>Skilled</i>	6.5.1
395.7	396.8	400.1	400.1	401.1	399.3	Sepuluh Mahir <i>Semi-skilled</i>	6.5.2
104.5	103.5	103.2	103.3	103.3	102.9	Berkemahiran Rendah <i>Low-skilled</i>	6.5.3
517.0	519.2	520.4	521.3	523.5	525.2	Perkhidmatan lain <i>Other services</i>	6.6
214.3	216.3	216.6	216.7	216.9	217.0	Mahir <i>Skilled</i>	6.6.1
232.2	231.6	232.8	233.5	235.3	236.6	Sepuluh Mahir <i>Semi-skilled</i>	6.6.2
70.4	71.2	71.0	71.2	71.3	71.5	Berkemahiran Rendah <i>Low-skilled</i>	6.6.3

(%)

Aktiviti Ekonomi Economic Activity			Suku Tahunan/Quarterly						
			2022				2023		
			I	II	III	IV	I	II	III
<b>1</b>	<b>Jumlah Total</b>		<b>100.0</b>	<b>100.0</b>	<b>100.0</b>	<b>100.0</b>	<b>100.0</b>	<b>100.0</b>	<b>100.0</b>
	1.1	Mahir Skilled	24.7	24.9	24.9	24.9	24.9	25.0	25.0
	1.2	Separuh Mahir Semi-skilled	62.5	62.4	62.5	62.5	62.6	62.5	62.6
	1.3	Berkemahiran Rendah Low-skilled	12.8	12.7	12.6	12.6	12.5	12.5	12.4
<b>2</b>	<b>Pertanian Agriculture</b>		<b>100.0</b>	<b>100.0</b>	<b>100.0</b>	<b>100.0</b>	<b>100.0</b>	<b>100.0</b>	<b>100.0</b>
	2.1	Mahir Skilled	5.7	5.7	5.6	5.3	5.3	5.3	5.2
	2.2	Separuh Mahir Semi-skilled	89.4	89.5	89.7	89.9	89.9	89.8	90.0
	2.3	Berkemahiran Rendah Low-skilled	4.9	4.8	4.7	4.8	4.8	4.9	4.8
<b>3</b>	<b>Perlombongan &amp; Pengkuarian Mining &amp; Quarrying</b>		<b>100.0</b>	<b>100.0</b>	<b>100.0</b>	<b>100.0</b>	<b>100.0</b>	<b>100.0</b>	<b>100.0</b>
	3.1	Mahir Skilled	30.3	30.5	29.4	29.4	29.6	29.4	29.3
	3.2	Separuh Mahir Semi-skilled	57.6	57.3	58.3	58.3	58.2	58.6	58.8
	3.3	Berkemahiran Rendah Low-skilled	12.1	12.2	12.3	12.3	12.2	12.0	11.9
<b>4</b>	<b>Pembuatan Manufacturing</b>		<b>100.0</b>	<b>100.0</b>	<b>100.0</b>	<b>100.0</b>	<b>100.0</b>	<b>100.0</b>	<b>100.0</b>
	4.1	Mahir Skilled	17.5	17.5	17.5	17.5	17.6	17.5	17.6
	4.2	Separuh Mahir Semi-skilled	75.8	75.9	75.9	75.8	75.8	75.9	75.8
	4.3	Berkemahiran Rendah Low-skilled	6.7	6.6	6.6	6.7	6.6	6.6	6.6
<b>4.1</b>	<b>Prosesan makanan, minuman &amp; produk tembakau Food processing, beverages &amp; tobacco products</b>		<b>100.0</b>	<b>100.0</b>	<b>100.0</b>	<b>100.0</b>	<b>100.0</b>	<b>100.0</b>	<b>100.0</b>
	4.1.1	Mahir Skilled	12.9	12.8	12.9	12.9	12.9	12.8	12.9
	4.1.2	Separuh Mahir Semi-skilled	76.3	76.4	76.4	76.4	76.4	76.4	76.5
	4.1.3	Berkemahiran Rendah Low-skilled	10.8	10.8	10.7	10.7	10.7	10.8	10.6

3.4b

**Peratus Sumbangan Jawatan Diisi Suku Tahunan mengikut Aktiviti Ekonomi dan Kemahiran, ST1 2022 - ST1 2025 (samb.)**

*Quarterly Percentage Share of Filled Jobs by Economic Activity and Skill, Q1 2022 - Q1 2025 (cont'd)*

(%)

Suku Tahunan/Quarterly						Aktiviti Ekonomi Economic Activity		
2023	2024				2025			
IV	I	II	III	IV	IP			
100.0	100.0	100.0	100.0	100.0	100.0	<b>Jumlah Total</b>		<b>1</b>
25.0	25.1	25.0	25.0	25.0	25.2	Mahir Skilled	1.1	
62.7	62.7	62.7	62.7	62.7	62.5	Separuh Mahir Semi-skilled	1.2	
12.3	12.2	12.3	12.3	12.3	12.3	Berkemahiran Rendah Low-skilled	1.3	
100.0	100.0	100.0	100.0	100.0	100.0	<b>Pertanian Agriculture</b>		<b>2</b>
5.2	5.1	5.1	5.1	5.2	5.2	Mahir Skilled	2.1	
90.1	90.2	90.2	90.2	90.1	90.1	Separuh Mahir Semi-skilled	2.2	
4.7	4.7	4.7	4.7	4.7	4.7	Berkemahiran Rendah Low-skilled	2.3	
100.0	100.0	100.0	100.0	100.0	100.0	<b>Perlombongan &amp; Pengkuarian Mining &amp; Quarrying</b>		<b>3</b>
29.3	29.2	29.3	29.1	29.0	29.1	Mahir Skilled	3.1	
58.7	58.7	58.6	58.7	58.7	58.6	Separuh Mahir Semi-skilled	3.2	
12.0	12.1	12.1	12.2	12.3	12.3	Berkemahiran Rendah Low-skilled	3.3	
100.0	100.0	100.0	100.0	100.0	100.0	<b>Pembuatan Manufacturing</b>		<b>4</b>
17.6	17.5	17.4	17.4	17.5	17.6	Mahir Skilled	4.1	
75.8	75.9	76.0	76.0	75.9	75.8	Separuh Mahir Semi-skilled	4.2	
6.6	6.6	6.6	6.6	6.6	6.6	Berkemahiran Rendah Low-skilled	4.3	
100.0	100.0	100.0	100.0	100.0	100.0	<b>Prosesan makanan, minuman &amp; produk tembakau Food processing, beverages &amp; tobacco products</b>		<b>4.1</b>
12.9	12.8	12.8	12.8	12.8	12.9	Mahir Skilled	4.1.1	
76.5	76.7	76.8	76.9	76.9	76.9	Separuh Mahir Semi-skilled	4.1.2	
10.6	10.5	10.4	10.3	10.3	10.2	Berkemahiran Rendah Low-skilled	4.1.3	

(%)

Aktiviti Ekonomi Economic Activity		Suku Tahunan/Quarterly						
		2022				2023		
		I	II	III	IV	I	II	III
4.2	Produk tekstil, pakaian & kulit <i>Textiles, wearing apparel &amp; leather products</i>	100.0	100.0	100.0	100.0	100.0	100.0	100.0
	4.2.1 Mahir <i>Skilled</i>	11.2	11.2	11.3	11.3	11.3	11.3	11.3
	4.2.2 Separuh Mahir <i>Semi-skilled</i>	82.4	82.4	82.3	82.4	82.5	82.6	82.6
	4.2.3 Berkemahiran Rendah <i>Low-skilled</i>	6.4	6.4	6.4	6.3	6.2	6.1	6.1
4.3	Produk kayu, perabot, keluaran kertas & percetakan <i>Wood products, furniture, paper products &amp; printing</i>	100.0	100.0	100.0	100.0	100.0	100.0	100.0
	4.3.1 Mahir <i>Skilled</i>	11.6	11.6	11.7	11.7	11.7	11.6	11.6
	4.3.2 Separuh Mahir <i>Semi-skilled</i>	76.5	76.5	76.4	76.4	76.5	76.7	76.6
	4.3.3 Berkemahiran Rendah <i>Low-skilled</i>	11.9	11.9	11.9	11.9	11.8	11.7	11.8
4.4	Produk petroleum, kimia, getah & plastik <i>Petroleum, chemical, rubber &amp; plastic products</i>	100.0	100.0	100.0	100.0	100.0	100.0	100.0
	4.4.1 Mahir <i>Skilled</i>	18.2	18.3	18.0	18.1	18.2	18.3	18.2
	4.4.2 Separuh Mahir <i>Semi-skilled</i>	76.4	76.3	76.5	76.4	76.3	76.2	76.3
	4.4.3 Berkemahiran Rendah <i>Low-skilled</i>	5.4	5.4	5.5	5.5	5.5	5.5	5.5
4.5	Produk mineral bukan logam, logam asas & produk logam yang direka <i>Non-metallic mineral products, basic metal &amp; fabricated metal products</i>	100.0	100.0	100.0	100.0	100.0	100.0	100.0
	4.5.1 Mahir <i>Skilled</i>	15.4	15.4	15.4	15.3	15.4	15.3	15.4
	4.5.2 Separuh Mahir <i>Semi-skilled</i>	77.3	77.4	77.4	77.4	77.4	77.5	77.4
	4.5.3 Berkemahiran Rendah <i>Low-skilled</i>	7.3	7.2	7.2	7.3	7.2	7.2	7.2

3.4b

**Peratus Sumbangan Jawatan Diisi Suku Tahunan mengikut Aktiviti Ekonomi dan Kemahiran, ST1 2022 - ST1 2025 (samb.)**

*Quarterly Percentage Share of Filled Jobs by Economic Activity and Skill, Q1 2022 - Q1 2025 (cont'd)*

(%)

Suku Tahunan/Quarterly						Aktiviti Ekonomi Economic Activity	
2023	2024				2025		
IV	I	II	III	IV	I <sup>P</sup>		
100.0	100.0	100.0	100.0	100.0	100.0	Produk tekstil, pakaian & kulit <i>Textiles, wearing apparel &amp; leather products</i>	4.2
11.2	11.2	11.3	11.4	11.3	11.2	Mahir <i>Skilled</i>	4.2.1
82.7	82.8	82.7	82.6	82.7	82.9	Separuh Mahir <i>Semi-skilled</i>	4.2.2
6.1	6.0	6.0	6.0	6.0	5.9	Berkemahiran Rendah <i>Low-skilled</i>	4.2.3
100.0	100.0	100.0	100.0	100.0	100.0	Produk kayu, perabot, keluaran kertas & percetakan <i>Wood products, furniture, paper products &amp; printing</i>	4.3
11.7	11.7	11.6	11.6	11.5	11.4	Mahir <i>Skilled</i>	4.3.1
76.6	76.7	76.7	76.6	76.7	76.6	Separuh Mahir <i>Semi-skilled</i>	4.3.2
11.7	11.6	11.7	11.8	11.8	12.0	Berkemahiran Rendah <i>Low-skilled</i>	4.3.3
100.0	100.0	100.0	100.0	100.0	100.0	Produk petroleum, kimia, getah & plastik <i>Petroleum, chemical, rubber &amp; plastic products</i>	4.4
18.1	18.2	18.0	17.9	17.9	17.9	Mahir <i>Skilled</i>	4.4.1
76.5	76.5	76.6	76.8	76.8	76.9	Separuh Mahir <i>Semi-skilled</i>	4.4.2
5.4	5.3	5.4	5.3	5.3	5.2	Berkemahiran Rendah <i>Low-skilled</i>	4.4.3
100.0	100.0	100.0	100.0	100.0	100.0	Produk mineral bukan logam, logam asas & produk logam yang direka <i>Non-metallic mineral products, basic metal &amp; fabricated metal products</i>	4.5
15.6	15.6	15.7	15.8	15.9	16.0	Mahir <i>Skilled</i>	4.5.1
77.2	77.2	77.1	76.9	76.8	76.7	Separuh Mahir <i>Semi-skilled</i>	4.5.2
7.2	7.2	7.2	7.3	7.3	7.3	Berkemahiran Rendah <i>Low-skilled</i>	4.5.3

Aktiviti Ekonomi Economic Activity		Suku Tahunan/Quarterly						
		2022				2023		
		I	II	III	IV	I	II	III
4.6	Produk elektrik, elektronik & optikal <i>Electrical, electronic &amp; optical products</i>	100.0	100.0	100.0	100.0	100.0	100.0	100.0
	4.6.1 Mahir <i>Skilled</i>	22.5	22.4	22.6	22.6	22.8	22.7	22.8
	4.6.2 Separuh Mahir <i>Semi-skilled</i>	74.2	74.3	74.2	74.1	73.9	74.0	74.0
	4.6.3 Berkemahiran Rendah <i>Low-skilled</i>	3.3	3.3	3.2	3.3	3.3	3.3	3.2
4.7	Peralatan pengangkutan, pembuatan lain & pembaikan <i>Transport equipment, other manufacturing &amp; repair</i>	100.0	100.0	100.0	100.0	100.0	100.0	100.0
	4.7.1 Mahir <i>Skilled</i>	22.0	21.8	21.8	21.8	21.8	21.8	21.8
	4.7.2 Separuh Mahir <i>Semi-skilled</i>	72.8	73.0	73.1	73.1	73.1	73.1	73.2
	4.7.3 Berkemahiran Rendah <i>Low-skilled</i>	5.2	5.2	5.1	5.1	5.1	5.1	5.0
5	<b>Pembinaan</b> <i>Construction</i>	<b>100.0</b>	<b>100.0</b>	<b>100.0</b>	<b>100.0</b>	<b>100.0</b>	<b>100.0</b>	<b>100.0</b>
	5.1 Mahir <i>Skilled</i>	11.1	11.1	11.1	11.1	11.1	11.2	11.2
	5.2 Separuh Mahir <i>Semi-skilled</i>	85.6	85.7	85.7	85.5	85.5	85.3	85.4
	5.3 Berkemahiran Rendah <i>Low-skilled</i>	3.3	3.2	3.2	3.4	3.4	3.5	3.4
6	<b>Perkhidmatan</b> <i>Services</i>	<b>100.0</b>	<b>100.0</b>	<b>100.0</b>	<b>100.0</b>	<b>100.0</b>	<b>100.0</b>	<b>100.0</b>
	6.1 Mahir <i>Skilled</i>	33.9	34.2	34.2	34.2	34.3	34.4	34.4
	6.2 Separuh Mahir <i>Semi-skilled</i>	46.8	46.6	46.7	46.8	46.9	46.9	47.0
	6.3 Berkemahiran Rendah <i>Low-skilled</i>	19.3	19.2	19.1	19.0	18.8	18.7	18.6
6.1	Perdagangan borong & runcit <i>Wholesale &amp; retail trade</i>	100.0	100.0	100.0	100.0	100.0	100.0	100.0
	6.1.1 Mahir <i>Skilled</i>	35.2	35.6	35.5	35.5	35.6	35.5	35.3
	6.1.2 Separuh Mahir <i>Semi-skilled</i>	50.3	49.9	50.1	50.4	50.6	50.8	51.1
	6.1.3 Berkemahiran Rendah <i>Low-skilled</i>	14.5	14.5	14.4	14.1	13.8	13.7	13.6

3.4b

**Peratus Sumbangan Jawatan Diisi Suku Tahunan mengikut Aktiviti Ekonomi dan Kemahiran, ST1 2022 - ST1 2025 (samb.)**

*Quarterly Percentage Share of Filled Jobs by Economic Activity and Skill, Q1 2022 - Q1 2025 (cont'd)*

(%)

Suku Tahunan/Quarterly						Aktiviti Ekonomi Economic Activity	
2023	2024				2025		
IV	I	II	III	IV	I <sup>P</sup>		
100.0	100.0	100.0	100.0	100.0	100.0	Produk elektrik, elektronik & optikal <i>Electrical, electronic &amp; optical products</i>	4.6
22.9	22.8	22.7	22.7	23.0	23.2	Mahir <i>Skilled</i>	4.6.1
73.9	74.0	74.1	74.1	73.8	73.5	Separuh Mahir <i>Semi-skilled</i>	4.6.2
3.2	3.2	3.2	3.2	3.2	3.3	Berkemahiran Rendah <i>Low-skilled</i>	4.6.3
100.0	100.0	100.0	100.0	100.0	100.0	Peralatan pengangkutan, pembuatan lain & pembaikan <i>Transport equipment, other manufacturing &amp; repair</i>	4.7
21.8	21.7	21.7	21.7	21.9	22.1	Mahir <i>Skilled</i>	4.7.1
73.2	73.2	73.3	73.3	73.1	73.0	Separuh Mahir <i>Semi-skilled</i>	4.7.2
5.0	5.1	5.0	5.0	5.0	4.9	Berkemahiran Rendah <i>Low-skilled</i>	4.7.3
<b>100.0</b>	<b>100.0</b>	<b>100.0</b>	<b>100.0</b>	<b>100.0</b>	<b>100.0</b>	<b>Pembinaan Construction</b>	<b>5</b>
11.2	11.3	11.2	11.1	11.1	11.1	Mahir <i>Skilled</i>	5.1
85.4	85.4	85.4	85.4	85.4	85.4	Separuh Mahir <i>Semi-skilled</i>	5.2
3.4	3.3	3.4	3.5	3.5	3.5	Berkemahiran Rendah <i>Low-skilled</i>	5.3
<b>100.0</b>	<b>100.0</b>	<b>100.0</b>	<b>100.0</b>	<b>100.0</b>	<b>100.0</b>	<b>Perkhidmatan Services</b>	<b>6</b>
34.5	34.6	34.6	34.6	34.5	34.6	Mahir <i>Skilled</i>	6.1
47.1	47.1	47.1	47.1	47.1	47.0	Separuh Mahir <i>Semi-skilled</i>	6.2
18.4	18.3	18.3	18.3	18.4	18.4	Berkemahiran Rendah <i>Low-skilled</i>	6.3
100.0	100.0	100.0	100.0	100.0	100.0	Perdagangan borong & runcit <i>Wholesale &amp; retail trade</i>	6.1
35.4	35.4	35.3	35.3	35.2	35.2	Mahir <i>Skilled</i>	6.1.1
51.6	51.7	51.5	51.4	51.4	51.3	Separuh Mahir <i>Semi-skilled</i>	6.1.2
13.0	12.9	13.2	13.3	13.4	13.5	Berkemahiran Rendah <i>Low-skilled</i>	6.1.3

Aktiviti Ekonomi Economic Activity		Suku Tahunan/Quarterly						
		2022				2023		
		I	II	III	IV	I	II	III
6.2	Makanan & minuman dan penginapan <i>Food &amp; beverages and accommodation</i>	100.0	100.0	100.0	100.0	100.0	100.0	100.0
6.2.1	Mahir <i>Skilled</i>	14.5	14.6	14.6	14.5	14.3	14.3	14.4
6.2.2	Separuh Mahir <i>Semi-skilled</i>	43.0	42.9	43.1	43.2	43.6	43.4	43.3
6.2.3	Berkemahiran Rendah <i>Low-skilled</i>	42.5	42.5	42.3	42.3	42.1	42.3	42.3
6.3	Pengangkutan & penyimpanan <i>Transportation &amp; storage</i>	100.0	100.0	100.0	100.0	100.0	100.0	100.0
6.3.1	Mahir <i>Skilled</i>	21.4	21.4	21.6	22.0	22.2	22.6	22.7
6.3.2	Separuh Mahir <i>Semi-skilled</i>	56.0	56.5	56.5	55.7	56.2	56.0	56.0
6.3.3	Berkemahiran Rendah <i>Low-skilled</i>	22.6	22.1	21.9	22.3	21.6	21.4	21.3
6.4	Maklumat & komunikasi <i>Information &amp; communication</i>	100.0	100.0	100.0	100.0	100.0	100.0	100.0
6.4.1	Mahir <i>Skilled</i>	58.7	58.6	58.7	58.7	58.7	58.7	58.8
6.4.2	Separuh Mahir <i>Semi-skilled</i>	33.5	33.7	33.9	33.9	33.8	33.9	33.8
6.4.3	Berkemahiran Rendah <i>Low-skilled</i>	7.8	7.7	7.4	7.4	7.5	7.4	7.4
6.5	Kewangan, insurans, hartanah & perkhidmatan perniagaan <i>Finance, insurance, real estate &amp; business services</i>	100.0	100.0	100.0	100.0	100.0	100.0	100.0
6.5.1	Mahir <i>Skilled</i>	44.1	44.3	44.4	44.9	45.3	45.5	45.7
6.5.2	Separuh Mahir <i>Semi-skilled</i>	43.8	43.6	43.5	43.2	43.0	43.0	42.9
6.5.3	Berkemahiran Rendah <i>Low-skilled</i>	12.1	12.1	12.1	11.9	11.7	11.5	11.4
6.6	Perkhidmatan lain <i>Other services</i>	100.0	100.0	100.0	100.0	100.0	100.0	100.0
6.6.1	Mahir <i>Skilled</i>	40.7	40.9	40.8	40.9	40.9	41.0	41.2
6.6.2	Separuh Mahir <i>Semi-skilled</i>	45.5	45.2	45.2	45.4	45.6	45.4	45.1
6.6.3	Berkemahiran Rendah <i>Low-skilled</i>	13.8	13.9	14.0	13.7	13.5	13.6	13.7

3.4b

**Peratus Sumbangan Jawatan Diisi Suku Tahunan mengikut Aktiviti Ekonomi dan Kemahiran, ST1 2022 - ST1 2025 (samb.)**

*Quarterly Percentage Share of Filled Jobs by Economic Activity and Skill, Q1 2022 - Q1 2025 (cont'd)*

(%)

Suku Tahunan/Quarterly						Aktiviti Ekonomi Economic Activity	
2023	2024				2025		
IV	I	II	III	IV	I <sup>P</sup>		
100.0	100.0	100.0	100.0	100.0	100.0	Makanan & minuman dan penginapan <i>Food &amp; beverages and accommodation</i>	6.2
14.5	14.6	14.7	14.6	14.5	14.5	Mahir <i>Skilled</i>	6.2.1
43.2	43.3	43.2	43.3	43.4	43.5	Sepuluh Mahir <i>Semi-skilled</i>	6.2.2
42.3	42.1	42.1	42.1	42.1	42.0	Berkemahiran Rendah <i>Low-skilled</i>	6.2.3
100.0	100.0	100.0	100.0	100.0	100.0	Pengangkutan & penyimpanan <i>Transportation &amp; storage</i>	6.3
22.9	22.9	23.1	23.1	23.2	23.2	Mahir <i>Skilled</i>	6.3.1
55.8	55.7	55.5	55.5	55.4	55.4	Sepuluh Mahir <i>Semi-skilled</i>	6.3.2
21.3	21.4	21.4	21.4	21.4	21.4	Berkemahiran Rendah <i>Low-skilled</i>	6.3.3
100.0	100.0	100.0	100.0	100.0	100.0	Maklumat & komunikasi <i>Information &amp; communication</i>	6.4
59.0	59.0	58.9	58.8	58.8	58.8	Mahir <i>Skilled</i>	6.4.1
33.6	33.6	33.7	33.7	33.8	33.8	Sepuluh Mahir <i>Semi-skilled</i>	6.4.2
7.4	7.4	7.4	7.5	7.4	7.4	Berkemahiran Rendah <i>Low-skilled</i>	6.4.3
100.0	100.0	100.0	100.0	100.0	100.0	Kewangan, insurans, hartanah & perkhidmatan perniagaan <i>Finance, insurance, real estate &amp; business services</i>	6.5
45.8	45.9	45.8	45.9	45.9	46.2	Mahir <i>Skilled</i>	6.5.1
42.9	42.9	43.1	43.0	43.0	42.8	Sepuluh Mahir <i>Semi-skilled</i>	6.5.2
11.3	11.2	11.1	11.1	11.1	11.0	Berkemahiran Rendah <i>Low-skilled</i>	6.5.3
100.0	100.0	100.0	100.0	100.0	100.0	Perkhidmatan lain <i>Other services</i>	6.6
41.5	41.7	41.7	41.6	41.4	41.3	Mahir <i>Skilled</i>	6.6.1
44.9	44.6	44.7	44.8	45.0	45.1	Sepuluh Mahir <i>Semi-skilled</i>	6.6.2
13.6	13.7	13.6	13.6	13.6	13.6	Berkemahiran Rendah <i>Low-skilled</i>	6.6.3

Aktiviti Ekonomi Economic Activity			Suku Tahunan/Quarterly						
			2022				2023		
			I	II	III	IV	I	II	III
<b>1</b>	<b>Jumlah Total</b>		<b>97.8</b>	<b>97.8</b>	<b>97.8</b>	<b>97.8</b>	<b>97.8</b>	<b>97.8</b>	<b>97.9</b>
	1.1	Mahir Skilled	97.9	97.7	97.8	97.8	97.8	97.8	97.8
	1.2	Separuh Mahir Semi-skilled	98.1	98.0	98.0	98.1	98.1	98.1	98.1
	1.3	Berkemahiran Rendah Low-skilled	96.6	96.7	96.7	96.6	96.7	96.8	96.7
<b>2</b>	<b>Pertanian Agriculture</b>		<b>93.5</b>	<b>93.4</b>	<b>93.4</b>	<b>93.4</b>	<b>93.4</b>	<b>93.6</b>	<b>93.8</b>
	2.1	Mahir Skilled	84.7	84.5	84.5	84.8	84.6	84.6	84.8
	2.2	Separuh Mahir Semi-skilled	95.3	95.2	95.2	95.1	95.1	95.3	95.4
	2.3	Berkemahiran Rendah Low-skilled	77.1	76.9	76.3	76.1	76.1	78.3	78.4
<b>3</b>	<b>Perlombongan &amp; Pengkuarian Mining &amp; Quarrying</b>		<b>99.4</b>	<b>99.4</b>	<b>99.4</b>	<b>99.5</b>	<b>99.4</b>	<b>99.5</b>	<b>99.4</b>
	3.1	Mahir Skilled	99.5	99.5	99.5	99.5	99.5	99.6	99.5
	3.2	Separuh Mahir Semi-skilled	99.5	99.5	99.5	99.5	99.5	99.5	99.4
	3.3	Berkemahiran Rendah Low-skilled	99.0	99.1	99.2	99.2	99.1	99.4	99.0
<b>4</b>	<b>Pembuatan Manufacturing</b>		<b>95.5</b>	<b>95.5</b>	<b>95.5</b>	<b>95.5</b>	<b>95.6</b>	<b>95.6</b>	<b>95.6</b>
	4.1	Mahir Skilled	94.1	94.1	94.2	94.2	94.3	94.3	94.4
	4.2	Separuh Mahir Semi-skilled	96.5	96.4	96.5	96.5	96.5	96.5	96.5
	4.3	Berkemahiran Rendah Low-skilled	88.5	88.7	88.8	88.9	88.9	89.1	89.3
<b>4.1</b>	Prosesan makanan, minuman & produk tembakau Food processing, beverages & tobacco products		<b>95.6</b>	<b>95.5</b>	<b>95.6</b>	<b>95.7</b>	<b>95.8</b>	<b>95.7</b>	<b>95.8</b>
	4.1.1	Mahir Skilled	94.3	94.3	94.3	94.4	94.5	94.5	94.6
	4.1.2	Separuh Mahir Semi-skilled	96.9	96.8	96.9	96.9	97.0	96.9	96.9
	4.1.3	Berkemahiran Rendah Low-skilled	88.7	88.6	88.6	88.8	89.1	89.4	89.6

Suku Tahunan/Quarterly						Aktiviti Ekonomi Economic Activity		
2023	2024				2025			
IV	I	II	III	IV	IP			
97.9	97.9	97.9	97.9	97.9	97.9	Jumlah Total		1
97.8	97.9	97.9	97.9	97.9	97.9	Mahir Skilled	1.1	
98.1	98.1	98.1	98.1	98.1	98.1	Separuh Mahir Semi-skilled	1.2	
96.7	96.7	96.7	96.7	96.7	96.7	Berkemahiran Rendah Low-skilled	1.3	
93.7	93.6	93.6	93.6	93.6	93.7	Pertanian Agriculture		2
84.6	84.7	84.4	84.2	84.5	84.6	Mahir Skilled	2.1	
95.3	95.1	95.2	95.2	95.2	95.2	Separuh Mahir Semi-skilled	2.2	
78.4	78.3	78.4	78.3	78.3	78.1	Berkemahiran Rendah Low-skilled	2.3	
99.3	99.3	99.2	99.4	99.3	99.4	Perlombongan & Pengkuarian Mining & Quarrying		3
99.5	99.4	99.1	99.5	99.5	99.5	Mahir Skilled	3.1	
99.3	99.3	99.4	99.4	99.3	99.3	Separuh Mahir Semi-skilled	3.2	
98.9	99.0	98.8	98.8	99.0	99.0	Berkemahiran Rendah Low-skilled	3.3	
95.6	95.6	95.6	95.6	95.6	95.5	Pembuatan Manufacturing		4
94.4	94.3	94.3	94.3	94.4	94.3	Mahir Skilled	4.1	
96.5	96.5	96.5	96.5	96.5	96.5	Separuh Mahir Semi-skilled	4.2	
89.2	89.0	89.0	89.0	89.0	88.9	Berkemahiran Rendah Low-skilled	4.3	
95.9	96.0	95.9	96.0	95.9	95.8	Prosesan makanan, minuman & produk tembakau Food processing, beverages & tobacco products		4.1
94.7	94.8	94.7	94.8	94.9	94.7	Mahir Skilled	4.1.1	
97.1	97.2	97.1	97.1	97.0	96.9	Separuh Mahir Semi-skilled	4.1.2	
89.4	89.3	89.4	89.6	89.4	89.3	Berkemahiran Rendah Low-skilled	4.1.3	

Aktiviti Ekonomi Economic Activity		Suku Tahunan/Quarterly						
		2022				2023		
		I	II	III	IV	I	II	III
4.2	Produk tekstil, pakaian & kulit <i>Textiles, wearing apparel &amp; leather products</i>	96.4	96.3	96.2	96.3	96.4	96.5	96.5
	4.2.1 Mahir <i>Skilled</i>	94.4	94.0	93.9	94.1	94.1	94.3	94.4
	4.2.2 Separuh Mahir <i>Semi-skilled</i>	97.5	97.4	97.4	97.4	97.5	97.6	97.6
	4.2.3 Berkemahiran Rendah <i>Low-skilled</i>	87.0	87.0	86.9	87.1	87.2	87.1	87.1
4.3	Produk kayu, perabot, keluaran kertas & percetakan <i>Wood products, furniture, paper products &amp; printing</i>	95.7	95.7	95.6	95.6	95.6	95.6	95.6
	4.3.1 Mahir <i>Skilled</i>	94.9	95.0	94.9	94.9	94.8	94.6	94.7
	4.3.2 Separuh Mahir <i>Semi-skilled</i>	97.4	97.2	97.2	97.2	97.2	97.1	97.1
	4.3.3 Berkemahiran Rendah <i>Low-skilled</i>	87.0	87.5	87.4	87.3	87.2	87.5	87.6
4.4	Produk petroleum, kimia, getah & plastik <i>Petroleum, chemical, rubber &amp; plastic products</i>	95.4	95.4	95.5	95.5	95.5	95.6	95.7
	4.4.1 Mahir <i>Skilled</i>	94.1	94.3	94.4	94.4	94.4	94.5	94.7
	4.4.2 Separuh Mahir <i>Semi-skilled</i>	95.9	95.9	96.0	96.0	96.0	96.1	96.1
	4.4.3 Berkemahiran Rendah <i>Low-skilled</i>	91.9	92.3	92.4	92.4	92.6	92.8	92.9
4.5	Produk mineral bukan logam, logam asas & produk logam yang direka <i>Non-metallic mineral products, basic metal &amp; fabricated metal products</i>	95.9	96.1	96.2	96.2	96.2	96.2	96.3
	4.5.1 Mahir <i>Skilled</i>	93.7	93.9	94.0	94.0	94.0	94.1	94.2
	4.5.2 Separuh Mahir <i>Semi-skilled</i>	97.2	97.3	97.4	97.4	97.4	97.4	97.4
	4.5.3 Berkemahiran Rendah <i>Low-skilled</i>	88.1	88.5	88.9	89.1	88.9	89.2	89.5

3.4c

**Kadar Jawatan Diisi Suku Tahunan mengikut Aktiviti Ekonomi dan Kemahiran, ST1 2022 - ST1 2025 (samb.)**
*Quarterly Rate of Filled Jobs by Economic Activity and Skill, Q1 2022 - Q1 2025 (cont'd)*

(%)

Suku Tahunan/Quarterly						Aktiviti Ekonomi Economic Activity	
2023	2024				2025		
IV	I	II	III	IV	I <sup>P</sup>		
96.6	96.5	96.6	96.4	96.5	96.5	Produk tekstil, pakaian & kulit <i>Textiles, wearing apparel &amp; leather products</i>	4.2
94.5	94.4	94.5	94.5	94.5	94.4	Mahir <i>Skilled</i>	4.2.1
97.6	97.6	97.6	97.5	97.5	97.6	Separuh Mahir <i>Semi-skilled</i>	4.2.2
87.2	86.9	87.1	87.0	87.1	87.1	Berkemahiran Rendah <i>Low-skilled</i>	4.2.3
95.6	95.6	95.5	95.5	95.7	95.6	Produk kayu, perabot, keluaran kertas & percetakan <i>Wood products, furniture, paper products &amp; printing</i>	4.3
94.7	94.6	94.6	94.5	94.6	94.6	Mahir <i>Skilled</i>	4.3.1
97.1	97.1	97.1	97.2	97.3	97.3	Separuh Mahir <i>Semi-skilled</i>	4.3.2
87.5	87.2	87.0	87.0	87.0	87.0	Berkemahiran Rendah <i>Low-skilled</i>	4.3.3
95.7	95.6	95.7	95.7	95.7	95.6	Produk petroleum, kimia, getah & plastik <i>Petroleum, chemical, rubber &amp; plastic products</i>	4.4
94.8	94.8	94.9	94.8	94.9	94.7	Mahir <i>Skilled</i>	4.4.1
96.1	96.0	96.1	96.1	96.1	96.0	Separuh Mahir <i>Semi-skilled</i>	4.4.2
92.9	92.7	92.8	92.9	93.1	92.9	Berkemahiran Rendah <i>Low-skilled</i>	4.4.3
96.2	96.1	96.1	96.2	96.1	96.0	Produk mineral bukan logam, logam asas & produk logam yang direka <i>Non-metallic mineral products, basic metal &amp; fabricated metal products</i>	4.5
94.1	94.0	94.1	94.0	94.1	94.0	Mahir <i>Skilled</i>	4.5.1
97.3	97.2	97.3	97.4	97.2	97.2	Separuh Mahir <i>Semi-skilled</i>	4.5.2
89.4	89.3	89.3	89.3	89.3	89.2	Berkemahiran Rendah <i>Low-skilled</i>	4.5.3

Aktiviti Ekonomi Economic Activity		Suku Tahunan/Quarterly						
		2022				2023		
		I	II	III	IV	I	II	III
4.6	Produk elektrik, elektronik & optikal <i>Electrical, electronic &amp; optical products</i>	94.8	94.8	94.9	94.9	94.9	94.8	94.9
	4.6.1 Mahir <i>Skilled</i>	93.8	93.8	93.8	93.9	93.9	93.9	94.0
	4.6.2 Separuh Mahir <i>Semi-skilled</i>	95.6	95.6	95.6	95.6	95.6	95.5	95.5
	4.6.3 Berkemahiran Rendah <i>Low-skilled</i>	86.4	86.5	86.5	86.6	86.8	86.7	86.7
4.7	Peralatan pengangkutan, pembuatan lain & pembaikan <i>Transport equipment, other manufacturing &amp; repair</i>	95.7	95.7	95.7	95.8	95.8	95.9	96.0
	4.7.1 Mahir <i>Skilled</i>	94.7	94.6	94.7	94.7	94.8	94.7	94.7
	4.7.2 Separuh Mahir <i>Semi-skilled</i>	96.4	96.3	96.4	96.5	96.5	96.6	96.7
	4.7.3 Berkemahiran Rendah <i>Low-skilled</i>	91.2	91.2	91.3	91.3	91.4	91.5	91.6
5	<b>Pembinaan</b> <i>Construction</i>	<b>98.2</b>	<b>98.2</b>	<b>98.2</b>	<b>98.1</b>	<b>98.1</b>	<b>98.1</b>	<b>98.0</b>
	5.1 Mahir <i>Skilled</i>	96.6	96.6	96.8	96.7	96.8	96.7	96.5
	5.2 Separuh Mahir <i>Semi-skilled</i>	98.8	98.8	98.8	98.7	98.7	98.7	98.6
	5.3 Berkemahiran Rendah <i>Low-skilled</i>	88.5	88.3	88.2	88.7	88.9	89.3	86.9
6	<b>Perkhidmatan</b> <i>Services</i>	<b>99.4</b>	<b>99.3</b>	<b>99.3</b>	<b>99.4</b>	<b>99.4</b>	<b>99.4</b>	<b>99.4</b>
	6.1 Mahir <i>Skilled</i>	99.3	99.0	99.1	99.0	99.0	99.1	99.1
	6.2 Separuh Mahir <i>Semi-skilled</i>	99.6	99.6	99.6	99.6	99.6	99.7	99.7
	6.3 Berkemahiran Rendah <i>Low-skilled</i>	99.3	99.3	99.3	99.2	99.3	99.3	99.4
6.1	Perdagangan borong & runcit <i>Wholesale &amp; retail trade</i>	99.5	99.3	99.4	99.3	99.4	99.4	99.4
	6.1.1 Mahir <i>Skilled</i>	99.7	99.2	99.4	99.2	99.2	99.2	99.2
	6.1.2 Separuh Mahir <i>Semi-skilled</i>	99.6	99.5	99.5	99.7	99.7	99.7	99.8
	6.1.3 Berkemahiran Rendah <i>Low-skilled</i>	99.1	99.0	99.0	98.5	98.7	98.8	98.8

3.4c

**Kadar Jawatan Diisi Suku Tahunan mengikut Aktiviti Ekonomi dan Kemahiran, ST1 2022 - ST1 2025 (samb.)**
*Quarterly Rate of Filled Jobs by Economic Activity and Skill, Q1 2022 - Q1 2025 (cont'd)*

(%)

Suku Tahunan/Quarterly						Aktiviti Ekonomi Economic Activity	
2023	2024				2025		
IV	I	II	III	IV	I <sup>P</sup>		
94.9	94.8	94.8	94.8	94.8	94.8	Produk elektrik, elektronik & optikal <i>Electrical, electronic &amp; optical products</i>	4.6
94.0	93.8	93.8	93.9	93.9	93.9	Mahir <i>Skilled</i>	4.6.1
95.6	95.5	95.5	95.5	95.5	95.5	Sepuluh Mahir <i>Semi-skilled</i>	4.6.2
86.6	86.3	86.2	86.2	86.2	86.2	Berkemahiran Rendah <i>Low-skilled</i>	4.6.3
95.9	95.8	95.8	95.9	95.9	95.8	Peralatan pengangkutan, pembuatan lain & pembaikan <i>Transport equipment, other manufacturing &amp; repair</i>	4.7
94.7	94.7	94.6	94.7	94.7	94.7	Mahir <i>Skilled</i>	4.7.1
96.6	96.5	96.5	96.6	96.5	96.5	Sepuluh Mahir <i>Semi-skilled</i>	4.7.2
91.5	91.4	91.6	91.6	91.5	91.5	Berkemahiran Rendah <i>Low-skilled</i>	4.7.3
<b>98.0</b>	<b>98.0</b>	<b>97.9</b>	<b>98.0</b>	<b>98.0</b>	<b>98.0</b>	<b>Pembinaan</b> <i>Construction</i>	<b>5</b>
96.5	96.5	96.4	96.7	96.7	96.9	Mahir <i>Skilled</i>	5.1
98.7	98.6	98.6	98.7	98.7	98.6	Sepuluh Mahir <i>Semi-skilled</i>	5.2
87.3	87.0	87.3	87.3	87.2	87.4	Berkemahiran Rendah <i>Low-skilled</i>	5.3
<b>99.5</b>	<b>99.5</b>	<b>99.5</b>	<b>99.5</b>	<b>99.5</b>	<b>99.5</b>	<b>Perkhidmatan</b> <i>Services</i>	<b>6</b>
99.1	99.2	99.2	99.2	99.2	99.2	Mahir <i>Skilled</i>	6.1
99.7	99.7	99.7	99.7	99.7	99.7	Sepuluh Mahir <i>Semi-skilled</i>	6.2
99.4	99.4	99.4	99.4	99.4	99.4	Berkemahiran Rendah <i>Low-skilled</i>	6.3
99.4	99.4	99.4	99.4	99.4	99.5	Perdagangan borong & runcit <i>Wholesale &amp; retail trade</i>	6.1
99.2	99.2	99.2	99.2	99.2	99.3	Mahir <i>Skilled</i>	6.1.1
99.8	99.8	99.8	99.8	99.8	99.8	Sepuluh Mahir <i>Semi-skilled</i>	6.1.2
98.8	98.8	98.8	98.8	98.8	98.8	Berkemahiran Rendah <i>Low-skilled</i>	6.1.3

Aktiviti Ekonomi Economic Activity		Suku Tahunan/Quarterly						
		2022				2023		
		I	II	III	IV	I	II	III
6.2	Makanan & minuman dan penginapan <i>Food &amp; beverages and accommodation</i>	99.7	99.7	99.7	99.6	99.7	99.7	99.8
6.2.1	Mahir <i>Skilled</i>	99.8	99.8	99.8	99.6	99.8	99.8	99.8
6.2.2	Separuh Mahir <i>Semi-skilled</i>	99.7	99.6	99.5	99.4	99.4	99.6	99.7
6.2.3	Berkemahiran Rendah <i>Low-skilled</i>	99.7	99.8	99.8	99.9	99.9	99.9	99.9
6.3	Pengangkutan & penyimpanan <i>Transportation &amp; storage</i>	99.3	99.5	99.6	99.6	99.6	99.6	99.6
6.3.1	Mahir <i>Skilled</i>	99.7	99.8	99.9	99.8	99.8	99.6	99.7
6.3.2	Separuh Mahir <i>Semi-skilled</i>	99.5	99.7	99.7	99.8	99.8	99.7	99.7
6.3.3	Berkemahiran Rendah <i>Low-skilled</i>	98.5	98.9	98.9	99.1	99.2	99.5	99.5
6.4	Maklumat & komunikasi <i>Information &amp; communication</i>	99.5	99.4	99.5	99.6	99.6	99.6	99.6
6.4.1	Mahir <i>Skilled</i>	99.7	99.6	99.6	99.7	99.7	99.8	99.8
6.4.2	Separuh Mahir <i>Semi-skilled</i>	99.8	99.7	99.7	99.8	99.8	99.8	99.8
6.4.3	Berkemahiran Rendah <i>Low-skilled</i>	97.1	97.0	97.2	97.7	97.4	97.5	97.4
6.5	Kewangan, insurans, hartanah & perkhidmatan perniagaan <i>Finance, insurance, real estate &amp; business services</i>	99.0	98.8	98.8	98.9	98.8	98.9	98.9
6.5.1	Mahir <i>Skilled</i>	98.1	97.8	97.8	98.0	97.8	98.0	98.1
6.5.2	Separuh Mahir <i>Semi-skilled</i>	99.7	99.7	99.7	99.7	99.7	99.8	99.7
6.5.3	Berkemahiran Rendah <i>Low-skilled</i>	99.3	99.4	99.2	99.2	99.1	99.1	99.2
6.6	Perkhidmatan lain <i>Other services</i>	99.6	99.3	99.5	99.5	99.6	99.6	99.6
6.6.1	Mahir <i>Skilled</i>	99.7	99.4	99.6	99.6	99.6	99.7	99.7
6.6.2	Separuh Mahir <i>Semi-skilled</i>	99.5	99.4	99.5	99.4	99.5	99.5	99.5
6.6.3	Berkemahiran Rendah <i>Low-skilled</i>	99.3	98.9	99.3	99.4	99.5	99.4	99.4

3.4c

**Kadar Jawatan Diisi Suku Tahunan mengikut Aktiviti Ekonomi dan Kemahiran, ST1 2022 - ST1 2025 (samb.)**
*Quarterly Rate of Filled Jobs by Economic Activity and Skill, Q1 2022 - Q1 2025 (cont'd)*

(%)

Suku Tahunan/Quarterly						Aktiviti Ekonomi Economic Activity	
2023	2024				2025		
IV	I	II	III	IV	I <sup>P</sup>		
99.8	99.8	99.8	99.8	99.8	99.8	Makanan & minuman dan penginapan <i>Food &amp; beverages and accommodation</i>	6.2
99.8	99.8	99.8	99.8	99.8	99.7	Mahir <i>Skilled</i>	6.2.1
99.7	99.7	99.7	99.7	99.7	99.7	Sepuluh Mahir <i>Semi-skilled</i>	6.2.2
99.9	99.9	99.9	99.9	99.9	99.9	Berkemahiran Rendah <i>Low-skilled</i>	6.2.3
99.7	99.7	99.7	99.7	99.7	99.7	Pengangkutan & penyimpanan <i>Transportation &amp; storage</i>	6.3
99.7	99.7	99.7	99.6	99.6	99.6	Mahir <i>Skilled</i>	6.3.1
99.7	99.7	99.7	99.7	99.7	99.7	Sepuluh Mahir <i>Semi-skilled</i>	6.3.2
99.6	99.6	99.7	99.6	99.7	99.6	Berkemahiran Rendah <i>Low-skilled</i>	6.3.3
99.6	99.6	99.6	99.6	99.6	99.6	Maklumat & komunikasi <i>Information &amp; communication</i>	6.4
99.8	99.8	99.8	99.8	99.8	99.8	Mahir <i>Skilled</i>	6.4.1
99.9	99.9	99.9	99.9	99.9	99.8	Sepuluh Mahir <i>Semi-skilled</i>	6.4.2
97.4	97.4	97.3	97.2	97.3	97.3	Berkemahiran Rendah <i>Low-skilled</i>	6.4.3
99.0	99.0	99.0	99.0	99.0	99.0	Kewangan, insurans, hartanah & perkhidmatan perniagaan <i>Finance, insurance, real estate &amp; business services</i>	6.5
98.3	98.3	98.4	98.4	98.4	98.4	Mahir <i>Skilled</i>	6.5.1
99.7	99.7	99.7	99.7	99.7	99.7	Sepuluh Mahir <i>Semi-skilled</i>	6.5.2
99.2	99.2	99.2	99.1	99.2	99.2	Berkemahiran Rendah <i>Low-skilled</i>	6.5.3
99.6	99.6	99.6	99.6	99.6	99.6	Perkhidmatan lain <i>Other services</i>	6.6
99.7	99.8	99.7	99.7	99.7	99.8	Mahir <i>Skilled</i>	6.6.1
99.6	99.5	99.5	99.5	99.5	99.5	Sepuluh Mahir <i>Semi-skilled</i>	6.6.2
99.4	99.6	99.5	99.5	99.5	99.5	Berkemahiran Rendah <i>Low-skilled</i>	6.6.3

('000)

Aktiviti Ekonomi <i>Economic Activity</i>		2021	2022	2023	2024
<b>1</b>	<b>Jumlah Total</b>	<b>183.6</b>	<b>192.4</b>	<b>190.2</b>	<b>193.6</b>
<b>2</b>	<b>Pertanian Agriculture</b>	<b>29.8</b>	<b>31.7</b>	<b>31.1</b>	<b>31.9</b>
<b>3</b>	<b>Perlombongan &amp; Pengkuarian Mining &amp; Quarrying</b>	<b>0.4</b>	<b>0.4</b>	<b>0.5</b>	<b>0.5</b>
<b>4</b>	<b>Pembuatan Manufacturing</b>	<b>103.6</b>	<b>107.5</b>	<b>108.0</b>	<b>110.5</b>
4.1	Prosesan makanan, minuman & produk tembakau <i>Food processing, beverages &amp; tobacco products</i>	12.4	13.5	13.8	14.6
4.2	Produk tekstil, pakaian & kulit <i>Textiles, wearing apparel &amp; leather products</i>	2.9	3.2	3.1	3.1
4.3	Produk kayu, perabot, keluaran kertas & percetakan <i>Wood products, furniture, paper products &amp; printing</i>	12.8	13.5	13.8	13.8
4.4	Produk petroleum, kimia, getah & plastik <i>Petroleum, chemical, rubber &amp; plastic products</i>	19.9	20.6	20.0	19.7
4.5	Produk mineral bukan logam, logam asas & produk logam yang direka <i>Non-metallic mineral products, basic metal &amp; fabricated metal products</i>	14.1	13.8	14.5	15.1
4.6	Produk elektrik, elektronik & optikal <i>Electrical, electronic &amp; optical products</i>	31.9	33.1	33.1	34.3
4.7	Peralatan pengangkutan, pembuatan lain & pembaikan <i>Transport equipment, other manufacturing &amp; repair</i>	9.5	9.8	9.8	10.0
<b>5</b>	<b>Pembinaan Construction</b>	<b>22.0</b>	<b>23.3</b>	<b>25.5</b>	<b>25.7</b>
<b>6</b>	<b>Perkhidmatan Services</b>	<b>27.9</b>	<b>29.4</b>	<b>25.0</b>	<b>25.0</b>
6.1	Perdagangan borong & runcit <i>Wholesale &amp; retail trade</i>	10.8	11.0	9.7	9.7
6.2	Makanan & minuman dan penginapan <i>Food &amp; beverages and accommodation</i>	2.9	3.1	1.6	1.6
6.3	Pengangkutan & penyimpanan <i>Transportation &amp; storage</i>	3.6	1.6	1.4	1.5
6.4	Maklumat & komunikasi <i>Information &amp; communication</i>	0.7	1.0	0.8	0.9
6.5	Kewangan, insurans, hartanah & perkhidmatan perniagaan <i>Finance, insurance, real estate &amp; business services</i>	7.8	10.3	9.4	9.1
6.6	Perkhidmatan lain <i>Other services</i>	2.0	2.5	2.1	2.2

(%)

Aktiviti Ekonomi <i>Economic Activity</i>		2021	2022	2023	2024
<b>1</b>	<b>Jumlah Total</b>	<b>100.0</b>	<b>100.0</b>	<b>100.0</b>	<b>100.0</b>
<b>2</b>	<b>Pertanian <i>Agriculture</i></b>	<b>16.2</b>	<b>16.5</b>	<b>16.3</b>	<b>16.5</b>
<b>3</b>	<b>Perlombongan &amp; Pengkuarian <i>Mining &amp; Quarrying</i></b>	<b>0.2</b>	<b>0.2</b>	<b>0.3</b>	<b>0.3</b>
<b>4</b>	<b>Pembuatan <i>Manufacturing</i></b>	<b>56.4</b>	<b>55.9</b>	<b>56.8</b>	<b>57.0</b>
4.1	Prosesan makanan, minuman & produk tembakau <i>Food processing, beverages &amp; tobacco products</i>	6.7	7.0	7.2	7.5
4.2	Produk tekstil, pakaian & kulit <i>Textiles, wearing apparel &amp; leather products</i>	1.6	1.6	1.6	1.6
4.3	Produk kayu, perabot, keluaran kertas & percetakan <i>Wood products, furniture, paper products &amp; printing</i>	7.0	7.0	7.2	7.1
4.4	Produk petroleum, kimia, getah & plastik <i>Petroleum, chemical, rubber &amp; plastic products</i>	10.8	10.7	10.5	10.2
4.5	Produk mineral bukan logam, logam asas & produk logam yang direka <i>Non-metallic mineral products, basic metal &amp; fabricated metal products</i>	7.7	7.2	7.6	7.8
4.6	Produk elektrik, elektronik & optikal <i>Electrical, electronic &amp; optical products</i>	17.4	17.2	17.4	17.7
4.7	Peralatan pengangkutan, pembuatan lain & pembaikan <i>Transport equipment, other manufacturing &amp; repair</i>	5.2	5.1	5.1	5.2
<b>5</b>	<b>Pembinaan <i>Construction</i></b>	<b>12.0</b>	<b>12.1</b>	<b>13.5</b>	<b>13.3</b>
<b>6</b>	<b>Perkhidmatan <i>Services</i></b>	<b>15.2</b>	<b>15.3</b>	<b>13.1</b>	<b>12.9</b>
6.1	Perdagangan borong & runcit <i>Wholesale &amp; retail trade</i>	5.9	5.7	5.1	5.0
6.2	Makanan & minuman dan penginapan <i>Food &amp; beverages and accommodation</i>	1.6	1.6	0.8	0.8
6.3	Pengangkutan & penyimpanan <i>Transportation &amp; storage</i>	1.9	0.8	0.7	0.8
6.4	Maklumat & komunikasi <i>Information &amp; communication</i>	0.4	0.5	0.4	0.5
6.5	Kewangan, insurans, hartanah & perkhidmatan perniagaan <i>Finance, insurance, real estate &amp; business services</i>	4.3	5.3	4.9	4.7
6.6	Perkhidmatan lain <i>Other services</i>	1.1	1.3	1.1	1.1

('000)

Aktiviti Ekonomi <i>Economic Activity</i>		Suku Tahunan/ <i>Quarterly</i>						
		2022				2023		
		I	II	III	IV	I	II	III
<b>1</b>	<b>Jumlah Total</b>	<b>184.3</b>	<b>191.3</b>	<b>191.3</b>	<b>192.4</b>	<b>192.6</b>	<b>189.8</b>	<b>190.9</b>
<b>2</b>	<b>Pertanian Agriculture</b>	<b>30.1</b>	<b>30.7</b>	<b>30.8</b>	<b>31.7</b>	<b>31.8</b>	<b>30.7</b>	<b>30.5</b>
<b>3</b>	<b>Perlombongan &amp; Pengkuarian Mining &amp; Quarrying</b>	<b>0.5</b>	<b>0.4</b>	<b>0.4</b>	<b>0.4</b>	<b>0.5</b>	<b>0.4</b>	<b>0.5</b>
<b>4</b>	<b>Pembuatan Manufacturing</b>	<b>106.2</b>	<b>106.9</b>	<b>107.3</b>	<b>107.5</b>	<b>107.7</b>	<b>108.0</b>	<b>107.9</b>
4.1	Prosesan makanan, minuman & produk tembakau <i>Food processing, beverages &amp; tobacco products</i>	12.9	13.4	13.5	13.5	13.5	14.0	14.1
4.2	Produk tekstil, pakaian & kulit <i>Textiles, wearing apparel &amp; leather products</i>	3.0	3.1	3.2	3.2	3.1	3.1	3.0
4.3	Produk kayu, perabot, keluaran kertas & percetakan <i>Wood products, furniture, paper products &amp; printing</i>	13.0	13.1	13.4	13.5	13.6	13.5	13.6
4.4	Produk petroleum, kimia, getah & plastik <i>Petroleum, chemical, rubber &amp; plastic products</i>	20.6	20.6	20.5	20.6	20.4	19.6	19.7
4.5	Produk mineral bukan logam, logam asas & produk logam yang direka <i>Non-metallic mineral products, basic metal &amp; fabricated metal products</i>	14.7	14.2	13.9	13.8	13.9	13.9	14.0
4.6	Produk elektrik, elektronik & optikal <i>Electrical, electronic &amp; optical products</i>	32.2	32.5	32.9	33.1	33.2	34.2	33.8
4.7	Peralatan pengangkutan, pembuatan lain & pembaikan <i>Transport equipment, other manufacturing &amp; repair</i>	9.8	10.0	9.9	9.8	9.9	9.7	9.6
<b>5</b>	<b>Pembinaan Construction</b>	<b>22.2</b>	<b>22.6</b>	<b>22.7</b>	<b>23.3</b>	<b>23.3</b>	<b>23.7</b>	<b>25.9</b>
<b>6</b>	<b>Perkhidmatan Services</b>	<b>25.3</b>	<b>30.6</b>	<b>30.0</b>	<b>29.4</b>	<b>29.4</b>	<b>27.1</b>	<b>26.1</b>
6.1	Perdagangan borong & runcit <i>Wholesale &amp; retail trade</i>	7.7	10.9	10.7	11.0	10.4	10.2	9.6
6.2	Makanan & minuman dan penginapan <i>Food &amp; beverages and accommodation</i>	2.1	2.3	2.6	3.1	2.8	2.1	1.6
6.3	Pengangkutan & penyimpanan <i>Transportation &amp; storage</i>	2.6	1.8	1.7	1.6	1.5	1.5	1.5
6.4	Maklumat & komunikasi <i>Information &amp; communication</i>	1.1	1.4	1.2	1.0	1.0	0.9	0.9
6.5	Kewangan, insurans, hartanah & perkhidmatan perniagaan <i>Finance, insurance, real estate &amp; business services</i>	9.4	10.8	11.3	10.3	11.4	10.3	10.3
6.6	Perkhidmatan lain <i>Other services</i>	2.3	3.4	2.5	2.5	2.3	2.1	2.2

('000)

Suku Tahunan/Quarterly						Aktiviti Ekonomi Economic Activity		
2023	2024				2025			
IV	I	II	III	IV	I <sup>P</sup>			
190.2	191.9	191.5	191.8	193.6	194.1	<b>Jumlah Total</b>	<b>1</b>	
31.1	32.1	31.8	32.0	31.9	31.8	<b>Pertanian Agriculture</b>	<b>2</b>	
0.5	0.6	0.6	0.5	0.5	0.5	<b>Perlombongan &amp; Pengkuarian Mining &amp; Quarrying</b>	<b>3</b>	
108.0	108.8	108.3	109.1	110.5	111.2	<b>Pembuatan Manufacturing</b>	<b>4</b>	
13.8	13.8	14.0	14.1	14.6	14.9	Prosesan makanan, minuman & produk tembakau <i>Food processing, beverages &amp; tobacco products</i>	4.1	
3.1	3.2	3.1	3.2	3.1	3.1	Produk tekstil, pakaian & kulit <i>Textiles, wearing apparel &amp; leather products</i>	4.2	
13.8	13.7	13.9	13.9	13.8	13.8	Produk kayu, perabot, keluaran kertas & percetakan <i>Wood products, furniture, paper products &amp; printing</i>	4.3	
20.0	20.1	19.3	19.7	19.7	20.2	Produk petroleum, kimia, getah & plastik <i>Petroleum, chemical, rubber &amp; plastic products</i>	4.4	
14.5	14.8	14.6	14.6	15.1	15.4	Produk mineral bukan logam, logam asas & produk logam yang direka <i>Non-metallic mineral products, basic metal &amp; fabricated metal products</i>	4.5	
33.1	33.4	33.6	33.8	34.3	33.9	Produk elektrik, elektronik & optikal <i>Electrical, electronic &amp; optical products</i>	4.6	
9.8	9.9	9.9	9.9	10.0	9.9	Peralatan pengangkutan, pembuatan lain & pembaikan <i>Transport equipment, other manufacturing &amp; repair</i>	4.7	
25.5	25.7	26.0	25.4	25.7	25.4	<b>Pembinaan Construction</b>	<b>5</b>	
25.0	24.6	24.7	24.8	25.0	25.2	<b>Perkhidmatan Services</b>	<b>6</b>	
9.7	9.6	9.5	9.6	9.7	9.4	Perdagangan borong & runcit <i>Wholesale &amp; retail trade</i>	6.1	
1.6	1.6	1.5	1.6	1.6	1.7	Makanan & minuman dan penginapan <i>Food &amp; beverages and accommodation</i>	6.2	
1.4	1.3	1.3	1.5	1.5	1.5	Pengangkutan & penyimpanan <i>Transportation &amp; storage</i>	6.3	
0.8	0.9	0.9	0.9	0.9	1.0	Maklumat & komunikasi <i>Information &amp; communication</i>	6.4	
9.4	9.2	9.2	9.0	9.1	9.4	Kewangan, insurans, hartanah & perkhidmatan perniagaan <i>Finance, insurance, real estate &amp; business services</i>	6.5	
2.1	2.1	2.2	2.2	2.2	2.1	Perkhidmatan lain <i>Other services</i>	6.6	

(%)

Aktiviti Ekonomi <i>Economic Activity</i>		Suku Tahunan/ <i>Quarterly</i>						
		2022				2023		
		I	II	III	IV	I	II	III
<b>1</b>	<b>Jumlah Total</b>	<b>100.0</b>	<b>100.0</b>	<b>100.0</b>	<b>100.0</b>	<b>100.0</b>	<b>100.0</b>	<b>100.0</b>
<b>2</b>	<b>Pertanian Agriculture</b>	<b>16.3</b>	<b>16.1</b>	<b>16.1</b>	<b>16.5</b>	<b>16.5</b>	<b>16.2</b>	<b>16.0</b>
<b>3</b>	<b>Perlombongan &amp; Pengkuarian Mining &amp; Quarrying</b>	<b>0.3</b>	<b>0.2</b>	<b>0.2</b>	<b>0.2</b>	<b>0.2</b>	<b>0.2</b>	<b>0.3</b>
<b>4</b>	<b>Pembuatan Manufacturing</b>	<b>57.6</b>	<b>55.9</b>	<b>56.1</b>	<b>55.9</b>	<b>55.9</b>	<b>56.9</b>	<b>56.5</b>
4.1	Prosesan makanan, minuman & produk tembakau <i>Food processing, beverages &amp; tobacco products</i>	7.0	7.0	7.0	7.0	7.0	7.4	7.4
4.2	Produk tekstil, pakaian & kulit <i>Textiles, wearing apparel &amp; leather products</i>	1.6	1.6	1.7	1.6	1.6	1.6	1.6
4.3	Produk kayu, perabot, keluaran kertas & percetakan <i>Wood products, furniture, paper products &amp; printing</i>	7.0	6.8	7.0	7.0	7.1	7.1	7.1
4.4	Produk petroleum, kimia, getah & plastik <i>Petroleum, chemical, rubber &amp; plastic products</i>	11.2	10.8	10.7	10.7	10.6	10.3	10.3
4.5	Produk mineral bukan logam, logam asas & produk logam yang direka <i>Non-metallic mineral products, basic metal &amp; fabricated metal products</i>	8.0	7.4	7.3	7.2	7.2	7.3	7.3
4.6	Produk elektrik, elektronik & optikal <i>Electrical, electronic &amp; optical products</i>	17.5	17.0	17.2	17.2	17.2	18.0	17.7
4.7	Peralatan pengangkutan, pembuatan lain & pembaikan <i>Transport equipment, other manufacturing &amp; repair</i>	5.3	5.2	5.2	5.1	5.2	5.1	5.0
<b>5</b>	<b>Pembinaan Construction</b>	<b>12.1</b>	<b>11.8</b>	<b>11.9</b>	<b>12.1</b>	<b>12.1</b>	<b>12.5</b>	<b>13.6</b>
<b>6</b>	<b>Perkhidmatan Services</b>	<b>13.7</b>	<b>16.0</b>	<b>15.7</b>	<b>15.3</b>	<b>15.3</b>	<b>14.2</b>	<b>13.6</b>
6.1	Perdagangan borong & runcit <i>Wholesale &amp; retail trade</i>	4.2	5.7	5.6	5.7	5.4	5.4	5.0
6.2	Makanan & minuman dan penginapan <i>Food &amp; beverages and accommodation</i>	1.2	1.2	1.3	1.6	1.5	1.1	0.8
6.3	Pengangkutan & penyimpanan <i>Transportation &amp; storage</i>	1.4	1.0	0.9	0.8	0.8	0.8	0.8
6.4	Maklumat & komunikasi <i>Information &amp; communication</i>	0.6	0.7	0.6	0.5	0.5	0.5	0.5
6.5	Kewangan, insurans, hartanah & perkhidmatan perniagaan <i>Finance, insurance, real estate &amp; business services</i>	5.1	5.6	5.9	5.3	5.9	5.4	5.4
6.6	Perkhidmatan lain <i>Other services</i>	1.2	1.8	1.3	1.3	1.2	1.1	1.2

Suku Tahunan/Quarterly						Aktiviti Ekonomi Economic Activity		
2023	2024				2025			
IV	I	II	III	IV	I <sup>P</sup>			
100.0	100.0	100.0	100.0	100.0	100.0	Jumlah Total	1	
16.3	16.7	16.6	16.7	16.5	16.4	Pertanian Agriculture	2	
0.3	0.3	0.3	0.3	0.3	0.2	Perlombongan & Pengkuarian Mining & Quarrying	3	
56.8	56.7	56.6	56.9	57.0	57.3	Pembuatan Manufacturing	4	
7.2	7.2	7.3	7.3	7.5	7.7	Prosesan makanan, minuman & produk tembakau Food processing, beverages & tobacco products	4.1	
1.6	1.6	1.6	1.7	1.6	1.6	Produk tekstil, pakaian & kulit Textiles, wearing apparel & leather products	4.2	
7.2	7.1	7.3	7.3	7.1	7.1	Produk kayu, perabot, keluaran kertas & percetakan Wood products, furniture, paper products & printing	4.3	
10.5	10.5	10.1	10.2	10.2	10.4	Produk petroleum, kimia, getah & plastik Petroleum, chemical, rubber & plastic products	4.4	
7.6	7.7	7.6	7.6	7.8	7.9	Produk mineral bukan logam, logam asas & produk logam yang direka Non-metallic mineral products, basic metal & fabricated metal products	4.5	
17.4	17.4	17.5	17.6	17.7	17.5	Produk elektrik, elektronik & optikal Electrical, electronic & optical products	4.6	
5.1	5.1	5.2	5.2	5.2	5.1	Peralatan pengangkutan, pembuatan lain & pembaikan Transport equipment, other manufacturing & repair	4.7	
13.5	13.4	13.6	13.2	13.3	13.1	Pembinaan Construction	5	
13.1	12.9	12.9	12.9	12.9	13.0	Perkhidmatan Services	6	
5.1	5.0	5.0	5.0	5.0	4.9	Perdagangan borong & runcit Wholesale & retail trade	6.1	
0.8	0.8	0.8	0.9	0.8	0.9	Makanan & minuman dan penginapan Food & beverages and accommodation	6.2	
0.7	0.7	0.7	0.8	0.8	0.8	Pengangkutan & penyimpanan Transportation & storage	6.3	
0.4	0.5	0.5	0.5	0.5	0.5	Maklumat & komunikasi Information & communication	6.4	
4.9	4.8	4.8	4.7	4.7	4.9	Kewangan, insurans, hartanah & perkhidmatan perniagaan Finance, insurance, real estate & business services	6.5	
1.1	1.1	1.1	1.1	1.1	1.1	Perkhidmatan lain Other services	6.6	

('000)

Aktiviti Ekonomi <i>Economic Activity</i>		2021	2022	2023	2024
<b>1</b>	<b>Jumlah <i>Total</i></b>	<b>183.6</b>	<b>192.4</b>	<b>190.2</b>	<b>193.6</b>
1.1	Mahir <i>Skilled</i>	42.9	48.6	48.1	47.6
1.2	Separuh Mahir <i>Semi-skilled</i>	102.7	105.9	105.6	108.5
1.3	Berkemahiran Rendah <i>Low-skilled</i>	38.0	37.8	36.5	37.5
<b>2</b>	<b>Pertanian <i>Agriculture</i></b>	<b>29.8</b>	<b>31.7</b>	<b>31.1</b>	<b>31.9</b>
2.1	Mahir <i>Skilled</i>	4.5	4.3	4.4	4.5
2.2	Separuh Mahir <i>Semi-skilled</i>	19.1	20.7	20.6	21.2
2.3	Berkemahiran Rendah <i>Low-skilled</i>	6.2	6.7	6.1	6.2
<b>3</b>	<b>Perlombongan &amp; Pengkuarian <i>Mining &amp; Quarrying</i></b>	<b>0.4</b>	<b>0.4</b>	<b>0.5</b>	<b>0.5</b>
3.1	Mahir <i>Skilled</i>	0.1	0.1	0.1	0.1
3.2	Separuh Mahir <i>Semi-skilled</i>	0.2	0.2	0.3	0.3
3.3	Berkemahiran Rendah <i>Low-skilled</i>	0.1	0.1	0.1	0.1
<b>4</b>	<b>Pembuatan <i>Manufacturing</i></b>	<b>103.6</b>	<b>107.5</b>	<b>108.0</b>	<b>110.5</b>
4.1	Prosesan makanan, minuman & produk tembakau <i>Food processing, beverages &amp; tobacco products</i>	12.4	13.5	13.8	14.6
4.1.1	Mahir <i>Skilled</i>	2.2	2.3	2.3	2.3
4.1.2	Separuh Mahir <i>Semi-skilled</i>	6.3	7.2	7.4	8.1
4.1.3	Berkemahiran Rendah <i>Low-skilled</i>	3.8	4.0	4.1	4.1
4.2	Produk tekstil, pakaian & kulit <i>Textiles, wearing apparel &amp; leather products</i>	2.9	3.2	3.1	3.1
4.2.1	Mahir <i>Skilled</i>	0.5	0.6	0.6	0.6
4.2.2	Separuh Mahir <i>Semi-skilled</i>	1.6	1.8	1.7	1.8
4.2.3	Berkemahiran Rendah <i>Low-skilled</i>	0.8	0.8	0.8	0.8

('000)

Aktiviti Ekonomi <i>Economic Activity</i>		2021	2022	2023	2024
4.3	Produk kayu, perabot, keluaran kertas & percetakan <i>Wood products, furniture, paper products &amp; printing</i>	12.8	13.5	13.8	13.8
4.3.1	Mahir <i>Skilled</i>	1.7	1.9	2.0	2.0
4.3.2	Separuh Mahir <i>Semi-skilled</i>	5.8	6.5	6.8	6.4
4.3.3	Berkemahiran Rendah <i>Low-skilled</i>	5.2	5.1	5.0	5.4
4.4	Produk petroleum, kimia, getah & plastik <i>Petroleum, chemical, rubber &amp; plastic products</i>	19.9	20.6	20.0	19.7
4.4.1	Mahir <i>Skilled</i>	4.7	4.7	4.4	4.3
4.4.2	Separuh Mahir <i>Semi-skilled</i>	13.2	13.9	13.8	13.6
4.4.3	Berkemahiran Rendah <i>Low-skilled</i>	2.0	2.0	1.8	1.8
4.5	Produk mineral bukan logam, logam asas & produk logam yang direka <i>Non-metallic mineral products, basic metal &amp; fabricated metal products</i>	14.1	13.8	14.5	15.1
4.5.1	Mahir <i>Skilled</i>	3.5	3.5	3.6	3.7
4.5.2	Separuh Mahir <i>Semi-skilled</i>	7.3	7.3	7.9	8.1
4.5.3	Berkemahiran Rendah <i>Low-skilled</i>	3.3	3.1	3.1	3.3
4.6	Produk elektrik, elektronik & optikal <i>Electrical, electronic &amp; optical products</i>	31.9	33.1	33.1	34.3
4.6.1	Mahir <i>Skilled</i>	8.5	9.1	9.1	9.3
4.6.2	Separuh Mahir <i>Semi-skilled</i>	20.3	20.9	20.9	21.7
4.6.3	Berkemahiran Rendah <i>Low-skilled</i>	3.1	3.1	3.1	3.2
4.7	Peralatan pengangkutan, pembuatan lain & pembaikan <i>Transport equipment, other manufacturing &amp; repair</i>	9.5	9.8	9.8	10.0
4.7.1	Mahir <i>Skilled</i>	2.6	2.7	2.8	2.9
4.7.2	Separuh Mahir <i>Semi-skilled</i>	5.8	6.0	5.9	6.1
4.7.3	Berkemahiran Rendah <i>Low-skilled</i>	1.1	1.1	1.1	1.1
<b>5</b>	<b>Pembinaan</b> <i>Construction</i>	<b>22.0</b>	<b>23.3</b>	<b>25.5</b>	<b>25.7</b>
5.1	Mahir <i>Skilled</i>	4.6	4.6	5.0	4.8
5.2	Separuh Mahir <i>Semi-skilled</i>	12.5	13.4	14.4	14.5
5.3	Berkemahiran Rendah <i>Low-skilled</i>	4.8	5.3	6.2	6.4

('000)

Aktiviti Ekonomi <i>Economic Activity</i>		2021	2022	2023	2024
<b>6</b>	<b>Perkhidmatan <i>Services</i></b>	<b>27.9</b>	<b>29.4</b>	<b>25.0</b>	<b>25.0</b>
6.1	Mahir <i>Skilled</i>	9.8	14.8	13.9	13.1
6.2	Separuh Mahir <i>Semi-skilled</i>	10.5	8.0	5.9	6.6
6.3	Berkemahiran Rendah <i>Low-skilled</i>	7.5	6.6	5.2	5.3
6.1	Perdagangan borong & runcit <i>Wholesale &amp; retail trade</i>	10.8	11.0	9.7	9.7
6.1.1	Mahir <i>Skilled</i>	2.2	4.9	5.0	4.7
6.1.2	Separuh Mahir <i>Semi-skilled</i>	5.4	2.5	1.9	2.2
6.1.3	Berkemahiran Rendah <i>Low-skilled</i>	3.2	3.6	2.7	2.9
6.2	Makanan & minuman dan penginapan <i>Food &amp; beverages and accommodation</i>	2.9	3.1	1.6	1.6
6.2.1	Mahir <i>Skilled</i>	0.2	0.5	0.2	0.3
6.2.2	Separuh Mahir <i>Semi-skilled</i>	1.6	2.2	1.0	1.0
6.2.3	Berkemahiran Rendah <i>Low-skilled</i>	1.2	0.5	0.4	0.4
6.3	Pengangkutan & penyimpanan <i>Transportation &amp; storage</i>	3.6	1.6	1.4	1.5
6.3.1	Mahir <i>Skilled</i>	0.3	0.2	0.3	0.4
6.3.2	Separuh Mahir <i>Semi-skilled</i>	1.6	0.5	0.7	0.7
6.3.3	Berkemahiran Rendah <i>Low-skilled</i>	1.6	0.8	0.3	0.3
6.4	Maklumat & komunikasi <i>Information &amp; communication</i>	0.7	1.0	0.8	0.9
6.4.1	Mahir <i>Skilled</i>	0.2	0.4	0.3	0.3
6.4.2	Separuh Mahir <i>Semi-skilled</i>	0.1	0.2	0.1	0.1
6.4.3	Berkemahiran Rendah <i>Low-skilled</i>	0.4	0.4	0.5	0.5
6.5	Kewangan, insurans, hartanah & perkhidmatan perniagaan <i>Finance, insurance, real estate &amp; business services</i>	7.8	10.3	9.4	9.1
6.5.1	Mahir <i>Skilled</i>	6.4	8.1	7.4	6.9
6.5.2	Separuh Mahir <i>Semi-skilled</i>	0.7	1.3	1.1	1.3
6.5.3	Berkemahiran Rendah <i>Low-skilled</i>	0.7	0.9	0.8	0.8
6.6	Perkhidmatan lain <i>Other services</i>	2.0	2.5	2.1	2.2
6.6.1	Mahir <i>Skilled</i>	0.6	0.8	0.7	0.6
6.6.2	Separuh Mahir <i>Semi-skilled</i>	1.1	1.3	1.0	1.2
6.6.3	Berkemahiran Rendah <i>Low-skilled</i>	0.3	0.4	0.4	0.4

(%)

Aktiviti Ekonomi <i>Economic Activity</i>		2021	2022	2023	2024
<b>1</b>	<b>Jumlah Total</b>	<b>100.0</b>	<b>100.0</b>	<b>100.0</b>	<b>100.0</b>
1.1	Mahir <i>Skilled</i>	23.4	25.3	25.3	24.6
1.2	Separuh Mahir <i>Semi-skilled</i>	55.9	55.1	55.5	56.0
1.3	Berkemahiran Rendah <i>Low-skilled</i>	20.7	19.6	19.2	19.4
<b>2</b>	<b>Pertanian Agriculture</b>	<b>100.0</b>	<b>100.0</b>	<b>100.0</b>	<b>100.0</b>
2.1	Mahir <i>Skilled</i>	15.1	13.6	14.1	14.0
2.2	Separuh Mahir <i>Semi-skilled</i>	64.2	65.3	66.3	66.6
2.3	Berkemahiran Rendah <i>Low-skilled</i>	20.7	21.1	19.6	19.4
<b>3</b>	<b>Perlombongan &amp; Pengkuarian Mining &amp; Quarrying</b>	<b>100.0</b>	<b>100.0</b>	<b>100.0</b>	<b>100.0</b>
3.1	Mahir <i>Skilled</i>	29.2	26.8	23.2	21.8
3.2	Separuh Mahir <i>Semi-skilled</i>	54.5	55.4	57.2	59.6
3.3	Berkemahiran Rendah <i>Low-skilled</i>	16.3	17.8	19.6	18.6
<b>4</b>	<b>Pembuatan Manufacturing</b>	<b>100.0</b>	<b>100.0</b>	<b>100.0</b>	<b>100.0</b>
4.1	Mahir <i>Skilled</i>	23.0	23.0	22.8	22.7
4.2	Separuh Mahir <i>Semi-skilled</i>	58.3	59.1	59.6	59.6
4.3	Berkemahiran Rendah <i>Low-skilled</i>	18.7	17.9	17.6	17.7
4.1	Prosesan makanan, minuman & produk tembakau <i>Food processing, beverages &amp; tobacco products</i>	100.0	100.0	100.0	100.0
4.1.1	Mahir <i>Skilled</i>	17.7	16.8	16.9	16.1
4.1.2	Separuh Mahir <i>Semi-skilled</i>	51.2	53.3	53.7	55.6
4.1.3	Berkemahiran Rendah <i>Low-skilled</i>	31.1	29.9	29.4	28.3
4.2	Produk tekstil, pakaian & kulit <i>Textiles, wearing apparel &amp; leather products</i>	100.0	100.0	100.0	100.0
4.2.1	Mahir <i>Skilled</i>	18.0	18.6	18.4	18.0
4.2.2	Separuh Mahir <i>Semi-skilled</i>	55.4	56.8	56.5	57.7
4.2.3	Berkemahiran Rendah <i>Low-skilled</i>	26.6	24.6	25.1	24.3

4.3b

**Peratus Sumbangan Kekosongan Tahunan mengikut Aktiviti Ekonomi dan Kemahiran, 2021 - 2024 (samb.)**

*Annual Percentage Share of Vacancies by Economic Activity and Skill, 2021 - 2024 (cont'd)*

(%)

Aktiviti Ekonomi <i>Economic Activity</i>		2021	2022	2023	2024
4.3	Produk kayu, perabot, keluaran kertas & percetakan <i>Wood products, furniture, paper products &amp; printing</i>	100.0	100.0	100.0	100.0
4.3.1	Mahir <i>Skilled</i>	13.7	13.9	14.2	14.7
4.3.2	Separuh Mahir <i>Semi-skilled</i>	45.2	48.3	49.2	46.5
4.3.3	Berkemahiran Rendah <i>Low-skilled</i>	41.1	37.8	36.6	38.8
4.4	Produk petroleum, kimia, getah & plastik <i>Petroleum, chemical, rubber &amp; plastic products</i>	100.0	100.0	100.0	100.0
4.4.1	Mahir <i>Skilled</i>	23.6	22.9	22.0	21.7
4.4.2	Separuh Mahir <i>Semi-skilled</i>	66.2	67.4	68.9	69.3
4.4.3	Berkemahiran Rendah <i>Low-skilled</i>	10.2	9.7	9.1	9.0
4.5	Produk mineral bukan logam, logam asas & produk logam yang direka <i>Non-metallic mineral products, basic metal &amp; fabricated metal products</i>	100.0	100.0	100.0	100.0
4.5.1	Mahir <i>Skilled</i>	24.7	24.9	24.4	24.6
4.5.2	Separuh Mahir <i>Semi-skilled</i>	51.7	52.4	54.2	53.7
4.5.3	Berkemahiran Rendah <i>Low-skilled</i>	23.6	22.7	21.4	21.7
4.6	Produk elektrik, elektronik & optikal <i>Electrical, electronic &amp; optical products</i>	100.0	100.0	100.0	100.0
4.6.1	Mahir <i>Skilled</i>	26.7	27.6	27.4	27.3
4.6.2	Separuh Mahir <i>Semi-skilled</i>	63.6	63.0	63.2	63.3
4.6.3	Berkemahiran Rendah <i>Low-skilled</i>	9.7	9.4	9.4	9.4
4.7	Peralatan pengangkutan, pembuatan lain & pembaikan <i>Transport equipment, other manufacturing &amp; repair</i>	100.0	100.0	100.0	100.0
4.7.1	Mahir <i>Skilled</i>	27.7	27.8	28.5	28.6
4.7.2	Separuh Mahir <i>Semi-skilled</i>	61.1	61.1	60.5	60.7
4.7.3	Berkemahiran Rendah <i>Low-skilled</i>	11.2	11.1	11.0	10.7
<b>5</b>	<b>Pembinaan</b> <i>Construction</i>	<b>100.0</b>	<b>100.0</b>	<b>100.0</b>	<b>100.0</b>
5.1	Mahir <i>Skilled</i>	21.0	19.8	19.5	18.6
5.2	Separuh Mahir <i>Semi-skilled</i>	57.0	57.6	56.3	56.4
5.3	Berkemahiran Rendah <i>Low-skilled</i>	22.0	22.6	24.2	25.0

4.3b

**Peratus Sumbangan Kekosongan Tahunan mengikut Aktiviti Ekonomi dan Kemahiran, 2021 - 2024 (samb.)**

*Annual Percentage Share of Vacancies by Economic Activity and Skill, 2021 - 2024 (cont'd)*

(%)

Aktiviti Ekonomi <i>Economic Activity</i>		2021	2022	2023	2024
<b>6</b>	<b>Perkhidmatan <i>Services</i></b>	<b>100.0</b>	<b>100.0</b>	<b>100.0</b>	<b>100.0</b>
6.1	Mahir <i>Skilled</i>	35.3	50.4	55.7	52.6
6.2	Separuh Mahir <i>Semi-skilled</i>	37.7	27.3	23.7	26.3
6.3	Berkemahiran Rendah <i>Low-skilled</i>	27.0	22.3	20.6	21.1
<b>6.1</b>	<b>Perdagangan borong &amp; runcit <i>Wholesale &amp; retail trade</i></b>	<b>100.0</b>	<b>100.0</b>	<b>100.0</b>	<b>100.0</b>
6.1.1	Mahir <i>Skilled</i>	20.0	44.4	52.0	47.9
6.1.2	Separuh Mahir <i>Semi-skilled</i>	50.1	23.1	19.7	22.8
6.1.3	Berkemahiran Rendah <i>Low-skilled</i>	29.9	32.5	28.3	29.3
<b>6.2</b>	<b>Makanan &amp; minuman dan penginapan <i>Food &amp; beverages and accommodation</i></b>	<b>100.0</b>	<b>100.0</b>	<b>100.0</b>	<b>100.0</b>
6.2.1	Mahir <i>Skilled</i>	7.1	14.8	12.2	16.8
6.2.2	Separuh Mahir <i>Semi-skilled</i>	52.7	70.4	64.4	59.4
6.2.3	Berkemahiran Rendah <i>Low-skilled</i>	40.2	14.8	23.4	23.8
<b>6.3</b>	<b>Pengangkutan &amp; penyimpanan <i>Transportation &amp; storage</i></b>	<b>100.0</b>	<b>100.0</b>	<b>100.0</b>	<b>100.0</b>
6.3.1	Mahir <i>Skilled</i>	9.0	11.5	22.2	28.8
6.3.2	Separuh Mahir <i>Semi-skilled</i>	45.0	34.0	52.9	50.9
6.3.3	Berkemahiran Rendah <i>Low-skilled</i>	46.0	54.5	24.9	20.3
<b>6.4</b>	<b>Maklumat &amp; komunikasi <i>Information &amp; communication</i></b>	<b>100.0</b>	<b>100.0</b>	<b>100.0</b>	<b>100.0</b>
6.4.1	Mahir <i>Skilled</i>	32.1	42.5	35.2	34.0
6.4.2	Separuh Mahir <i>Semi-skilled</i>	10.5	17.6	8.9	10.6
6.4.3	Berkemahiran Rendah <i>Low-skilled</i>	57.4	39.9	55.9	55.4
<b>6.5</b>	<b>Kewangan, insurans, hartanah &amp; perkhidmatan perniagaan <i>Finance, insurance, real estate &amp; business services</i></b>	<b>100.0</b>	<b>100.0</b>	<b>100.0</b>	<b>100.0</b>
6.5.1	Mahir <i>Skilled</i>	81.3	78.8	79.1	76.1
6.5.2	Separuh Mahir <i>Semi-skilled</i>	9.6	12.5	12.2	14.6
6.5.3	Berkemahiran Rendah <i>Low-skilled</i>	9.1	8.7	8.7	9.3
<b>6.6</b>	<b>Perkhidmatan lain <i>Other services</i></b>	<b>100.0</b>	<b>100.0</b>	<b>100.0</b>	<b>100.0</b>
6.6.1	Mahir <i>Skilled</i>	27.6	30.2	31.7	26.2
6.6.2	Separuh Mahir <i>Semi-skilled</i>	55.3	53.7	48.5	56.3
6.6.3	Berkemahiran Rendah <i>Low-skilled</i>	17.1	16.1	19.8	17.5

(%)

Aktiviti Ekonomi <i>Economic Activity</i>		2021	2022	2023	2024
<b>1</b>	<b>Jumlah <i>Total</i></b>	<b>2.2</b>	<b>2.2</b>	<b>2.1</b>	<b>2.1</b>
1.1	Mahir <i>Skilled</i>	2.0	2.2	2.2	2.1
1.2	Separuh Mahir <i>Semi-skilled</i>	1.9	1.9	1.9	1.9
1.3	Berkemahiran Rendah <i>Low-skilled</i>	3.4	3.4	3.3	3.3
<b>2</b>	<b>Pertanian <i>Agriculture</i></b>	<b>6.4</b>	<b>6.6</b>	<b>6.3</b>	<b>6.4</b>
2.1	Mahir <i>Skilled</i>	15.3	15.2	15.4	15.5
2.2	Separuh Mahir <i>Semi-skilled</i>	4.6	4.9	4.7	4.8
2.3	Berkemahiran Rendah <i>Low-skilled</i>	22.9	23.9	21.6	21.7
<b>3</b>	<b>Perlombongan &amp; Pengkuarian <i>Mining &amp; Quarrying</i></b>	<b>0.5</b>	<b>0.5</b>	<b>0.7</b>	<b>0.7</b>
3.1	Mahir <i>Skilled</i>	0.5	0.5	0.5	0.5
3.2	Separuh Mahir <i>Semi-skilled</i>	0.5	0.5	0.7	0.7
3.3	Berkemahiran Rendah <i>Low-skilled</i>	0.7	0.8	1.1	1.0
<b>4</b>	<b>Pembuatan <i>Manufacturing</i></b>	<b>4.5</b>	<b>4.5</b>	<b>4.4</b>	<b>4.4</b>
4.1	Mahir <i>Skilled</i>	5.8	5.8	5.6	5.6
4.2	Separuh Mahir <i>Semi-skilled</i>	3.5	3.5	3.5	3.5
4.3	Berkemahiran Rendah <i>Low-skilled</i>	11.5	11.1	10.8	11.0
4.1	Prosesan makanan, minuman & produk tembakau <i>Food processing, beverages &amp; tobacco products</i>	4.2	4.3	4.1	4.1
4.1.1	Mahir <i>Skilled</i>	5.7	5.6	5.3	5.1
4.1.2	Separuh Mahir <i>Semi-skilled</i>	2.9	3.1	2.9	3.0
4.1.3	Berkemahiran Rendah <i>Low-skilled</i>	11.2	11.2	10.6	10.6
4.2	Produk tekstil, pakaian & kulit <i>Textiles, wearing apparel &amp; leather products</i>	3.5	3.7	3.4	3.5
4.2.1	Mahir <i>Skilled</i>	5.5	5.9	5.5	5.5
4.2.2	Separuh Mahir <i>Semi-skilled</i>	2.4	2.6	2.4	2.5
4.2.3	Berkemahiran Rendah <i>Low-skilled</i>	12.9	12.9	12.8	12.9

(%)

Aktiviti Ekonomi <i>Economic Activity</i>		2021	2022	2023	2024
4.3	Produk kayu, perabot, keluaran kertas & percetakan <i>Wood products, furniture, paper products &amp; printing</i>	4.2	4.4	4.4	4.3
4.3.1	Mahir <i>Skilled</i>	4.9	5.1	5.3	5.4
4.3.2	Separuh Mahir <i>Semi-skilled</i>	2.5	2.8	2.9	2.7
4.3.3	Berkemahiran Rendah <i>Low-skilled</i>	13.1	12.7	12.5	13.0
4.4	Produk petroleum, kimia, getah & plastik <i>Petroleum, chemical, rubber &amp; plastic products</i>	4.5	4.5	4.3	4.3
4.4.1	Mahir <i>Skilled</i>	5.8	5.6	5.2	5.1
4.4.2	Separuh Mahir <i>Semi-skilled</i>	3.9	4.0	3.9	3.9
4.4.3	Berkemahiran Rendah <i>Low-skilled</i>	8.1	7.6	7.1	6.9
4.5	Produk mineral bukan logam, logam asas & produk logam yang direka <i>Non-metallic mineral products, basic metal &amp; fabricated metal products</i>	3.9	3.8	3.8	3.9
4.5.1	Mahir <i>Skilled</i>	6.1	6.0	5.9	5.9
4.5.2	Separuh Mahir <i>Semi-skilled</i>	2.7	2.6	2.7	2.8
4.5.3	Berkemahiran Rendah <i>Low-skilled</i>	11.7	10.9	10.6	10.7
4.6	Produk elektrik, elektronik & optikal <i>Electrical, electronic &amp; optical products</i>	5.1	5.1	5.1	5.2
4.6.1	Mahir <i>Skilled</i>	6.1	6.1	6.0	6.1
4.6.2	Separuh Mahir <i>Semi-skilled</i>	4.4	4.4	4.4	4.5
4.6.3	Berkemahiran Rendah <i>Low-skilled</i>	13.5	13.4	13.4	13.8
4.7	Peralatan pengangkutan, pembuatan lain & pembaikan <i>Transport equipment, other manufacturing &amp; repair</i>	4.3	4.2	4.1	4.1
4.7.1	Mahir <i>Skilled</i>	5.3	5.3	5.3	5.3
4.7.2	Separuh Mahir <i>Semi-skilled</i>	3.6	3.5	3.4	3.5
4.7.3	Berkemahiran Rendah <i>Low-skilled</i>	8.8	8.7	8.5	8.5
<b>5</b>	<b>Pembinaan</b> <i>Construction</i>	<b>1.8</b>	<b>1.9</b>	<b>2.0</b>	<b>2.0</b>
5.1	Mahir <i>Skilled</i>	3.3	3.3	3.5	3.3
5.2	Separuh Mahir <i>Semi-skilled</i>	1.2	1.3	1.3	1.3
5.3	Berkemahiran Rendah <i>Low-skilled</i>	10.5	11.3	12.7	12.8

(%)

Aktiviti Ekonomi <i>Economic Activity</i>		2021	2022	2023	2024
<b>6</b>	<b>Perkhidmatan <i>Services</i></b>	<b>0.6</b>	<b>0.6</b>	<b>0.5</b>	<b>0.5</b>
6.1	Mahir <i>Skilled</i>	0.7	1.0	0.9	0.8
6.2	Separuh Mahir <i>Semi-skilled</i>	0.5	0.4	0.3	0.3
6.3	Berkemahiran Rendah <i>Low-skilled</i>	0.9	0.8	0.6	0.6
6.1	Perdagangan borong & runcit <i>Wholesale &amp; retail trade</i>	0.7	0.7	0.6	0.6
6.1.1	Mahir <i>Skilled</i>	0.4	0.8	0.8	0.8
6.1.2	Separuh Mahir <i>Semi-skilled</i>	0.7	0.3	0.2	0.2
6.1.3	Berkemahiran Rendah <i>Low-skilled</i>	1.4	1.5	1.2	1.2
6.2	Makanan & minuman dan penginapan <i>Food &amp; beverages and accommodation</i>	0.4	0.4	0.2	0.2
6.2.1	Mahir <i>Skilled</i>	0.2	0.4	0.2	0.2
6.2.2	Separuh Mahir <i>Semi-skilled</i>	0.5	0.6	0.3	0.3
6.2.3	Berkemahiran Rendah <i>Low-skilled</i>	0.4	0.1	0.1	0.1
6.3	Pengangkutan & penyimpanan <i>Transportation &amp; storage</i>	0.9	0.4	0.3	0.3
6.3.1	Mahir <i>Skilled</i>	0.4	0.2	0.3	0.4
6.3.2	Separuh Mahir <i>Semi-skilled</i>	0.7	0.2	0.3	0.3
6.3.3	Berkemahiran Rendah <i>Low-skilled</i>	1.8	0.9	0.4	0.3
6.4	Maklumat & komunikasi <i>Information &amp; communication</i>	0.3	0.4	0.4	0.4
6.4.1	Mahir <i>Skilled</i>	0.2	0.3	0.2	0.2
6.4.2	Separuh Mahir <i>Semi-skilled</i>	0.1	0.2	0.1	0.1
6.4.3	Berkemahiran Rendah <i>Low-skilled</i>	2.2	2.3	2.6	2.7
6.5	Kewangan, insurans, hartanah & perkhidmatan perniagaan <i>Finance, insurance, real estate &amp; business services</i>	0.9	1.1	1.0	1.0
6.5.1	Mahir <i>Skilled</i>	1.6	2.0	1.7	1.6
6.5.2	Separuh Mahir <i>Semi-skilled</i>	0.2	0.3	0.3	0.3
6.5.3	Berkemahiran Rendah <i>Low-skilled</i>	0.6	0.8	0.8	0.8
6.6	Perkhidmatan lain <i>Other services</i>	0.4	0.5	0.4	0.4
6.6.1	Mahir <i>Skilled</i>	0.3	0.4	0.3	0.3
6.6.2	Separuh Mahir <i>Semi-skilled</i>	0.5	0.6	0.4	0.5
6.6.3	Berkemahiran Rendah <i>Low-skilled</i>	0.5	0.6	0.6	0.5



('000)

Aktiviti Ekonomi <i>Economic Activity</i>			Suku Tahunan/ <i>Quarterly</i>						
			2022				2023		
			I	II	III	IV	I	II	III
<b>1</b>	<b>Jumlah <i>Total</i></b>		<b>184.3</b>	<b>191.3</b>	<b>191.3</b>	<b>192.4</b>	<b>192.6</b>	<b>189.8</b>	<b>190.9</b>
	1.1	Mahir <i>Skilled</i>	44.9	49.3	48.2	48.6	49.3	48.8	48.6
	1.2	Separuh Mahir <i>Semi-skilled</i>	102.2	105.1	106.0	105.9	106.2	105.2	105.5
	1.3	Berkemahiran Rendah <i>Low-skilled</i>	37.3	36.9	37.0	37.8	37.1	35.8	36.8
<b>2</b>	<b>Pertanian <i>Agriculture</i></b>		<b>30.1</b>	<b>30.7</b>	<b>30.8</b>	<b>31.7</b>	<b>31.8</b>	<b>30.7</b>	<b>30.5</b>
	2.1	Mahir <i>Skilled</i>	4.5	4.6	4.5	4.3	4.3	4.4	4.3
	2.2	Separuh Mahir <i>Semi-skilled</i>	19.3	19.8	19.9	20.7	20.7	20.1	20.1
	2.3	Berkemahiran Rendah <i>Low-skilled</i>	6.3	6.4	6.5	6.7	6.7	6.2	6.1
<b>3</b>	<b>Perombongan &amp; Pengkuarian <i>Mining &amp; Quarrying</i></b>		<b>0.5</b>	<b>0.4</b>	<b>0.4</b>	<b>0.4</b>	<b>0.5</b>	<b>0.4</b>	<b>0.5</b>
	3.1	Mahir <i>Skilled</i>	0.1	0.1	0.1	0.1	0.1	0.1	0.1
	3.2	Separuh Mahir <i>Semi-skilled</i>	0.2	0.2	0.2	0.2	0.2	0.2	0.3
	3.3	Berkemahiran Rendah <i>Low-skilled</i>	0.1	0.1	0.1	0.1	0.1	0.1	0.1
<b>4</b>	<b>Pembuatan <i>Manufacturing</i></b>		<b>106.2</b>	<b>106.9</b>	<b>107.3</b>	<b>107.5</b>	<b>107.7</b>	<b>108.0</b>	<b>107.9</b>
	4.1	Mahir <i>Skilled</i>	24.5	24.5	24.6	24.8	24.8	24.8	24.7
	4.2	Separuh Mahir <i>Semi-skilled</i>	62.3	63.4	63.5	63.5	63.6	64.4	64.5
	4.3	Berkemahiran Rendah <i>Low-skilled</i>	19.4	19.1	19.1	19.2	19.3	18.8	18.8
4.1	Prosesan makanan, minuman & produk tembakau <i>Food processing, beverages &amp; tobacco products</i>		12.9	13.4	13.5	13.5	13.5	14.0	14.1
	4.1.1	Mahir <i>Skilled</i>	2.2	2.2	2.3	2.3	2.3	2.3	2.4
	4.1.2	Separuh Mahir <i>Semi-skilled</i>	6.8	7.2	7.2	7.2	7.2	7.7	7.8
	4.1.3	Berkemahiran Rendah <i>Low-skilled</i>	3.9	4.0	4.0	4.0	4.0	4.0	4.0

('000)

Suku Tahunan/ <i>Quarterly</i>						Aktiviti Ekonomi <i>Economic Activity</i>		
2023	2024				2025			
IV	I	II	III	IV	IP			
<b>190.2</b>	<b>191.9</b>	<b>191.5</b>	<b>191.8</b>	<b>193.6</b>	<b>194.1</b>	<b>Jumlah Total</b>		<b>1</b>
48.1	47.8	48.0	47.5	47.6	47.4	Mahir Skilled	1.1	
105.6	107.5	106.8	107.1	108.5	109.2	Separuh Mahir Semi-skilled	1.2	
36.5	36.6	36.7	37.2	37.5	37.5	Berkemahiran Rendah Low-skilled	1.3	
<b>31.1</b>	<b>32.1</b>	<b>31.8</b>	<b>32.0</b>	<b>31.9</b>	<b>31.8</b>	<b>Pertanian Agriculture</b>		<b>2</b>
4.4	4.3	4.5	4.5	4.5	4.4	Mahir Skilled	2.1	
20.6	21.6	21.3	21.3	21.2	21.2	Separuh Mahir Semi-skilled	2.2	
6.1	6.1	6.1	6.1	6.2	6.1	Berkemahiran Rendah Low-skilled	2.3	
<b>0.5</b>	<b>0.6</b>	<b>0.6</b>	<b>0.5</b>	<b>0.5</b>	<b>0.5</b>	<b>Perlombongan &amp; Pengkuarian Mining &amp; Quarrying</b>		<b>3</b>
0.1	0.1	0.2	0.1	0.1	0.1	Mahir Skilled	3.1	
0.3	0.3	0.3	0.3	0.3	0.3	Separuh Mahir Semi-skilled	3.2	
0.1	0.1	0.1	0.1	0.1	0.1	Berkemahiran Rendah Low-skilled	3.3	
<b>108.0</b>	<b>108.8</b>	<b>108.3</b>	<b>109.1</b>	<b>110.5</b>	<b>111.2</b>	<b>Pembuatan Manufacturing</b>		<b>4</b>
24.6	24.7	24.7	25.0	25.1	25.3	Mahir Skilled	4.1	
64.4	65.0	64.5	64.7	65.8	66.3	Separuh Mahir Semi-skilled	4.2	
19.0	19.2	19.2	19.4	19.6	19.6	Berkemahiran Rendah Low-skilled	4.3	
13.8	13.8	14.0	14.1	14.6	14.9	Prosesan makanan, minuman & produk tembakau <i>Food processing, beverages &amp; tobacco products</i>		4.1
2.3	2.3	2.4	2.4	2.3	2.4	Mahir Skilled	4.1.1	
7.4	7.4	7.6	7.7	8.1	8.3	Separuh Mahir Semi-skilled	4.1.2	
4.1	4.1	4.1	4.1	4.1	4.2	Berkemahiran Rendah Low-skilled	4.1.3	

('000)

Aktiviti Ekonomi <i>Economic Activity</i>		Suku Tahunan/ <i>Quarterly</i>						
		2022				2023		
		I	II	III	IV	I	II	III
4.2	Produk tekstil, pakaian & kulit <i>Textiles, wearing apparel &amp; leather products</i>	3.0	3.1	3.2	3.2	3.1	3.1	3.0
	4.2.1 Mahir <i>Skilled</i>	0.5	0.6	0.6	0.6	0.6	0.6	0.6
	4.2.2 Separuh Mahir <i>Semi-skilled</i>	1.7	1.8	1.8	1.8	1.8	1.7	1.7
	4.2.3 Berkemahiran Rendah <i>Low-skilled</i>	0.8	0.8	0.8	0.8	0.8	0.8	0.8
4.3	Produk kayu, perabot, keluaran kertas & percetakan <i>Wood products, furniture, paper products &amp; printing</i>	13.0	13.1	13.4	13.5	13.6	13.5	13.6
	4.3.1 Mahir <i>Skilled</i>	1.8	1.8	1.8	1.9	1.9	1.9	1.9
	4.3.2 Separuh Mahir <i>Semi-skilled</i>	6.0	6.3	6.5	6.5	6.6	6.7	6.7
	4.3.3 Berkemahiran Rendah <i>Low-skilled</i>	5.2	4.9	5.0	5.1	5.1	4.9	4.9
4.4	Produk petroleum, kimia, getah & plastik <i>Petroleum, chemical, rubber &amp; plastic products</i>	20.6	20.6	20.5	20.6	20.4	19.6	19.7
	4.4.1 Mahir <i>Skilled</i>	4.8	4.7	4.7	4.7	4.7	4.6	4.5
	4.4.2 Separuh Mahir <i>Semi-skilled</i>	13.7	13.9	13.8	13.9	13.7	13.2	13.4
	4.4.3 Berkemahiran Rendah <i>Low-skilled</i>	2.0	2.0	2.0	2.0	1.9	1.8	1.8
4.5	Produk mineral bukan logam, logam asas & produk logam yang direka <i>Non-metallic mineral products, basic metal &amp; fabricated metal products</i>	14.7	14.2	13.9	13.8	13.9	13.9	14.0
	4.5.1 Mahir <i>Skilled</i>	3.6	3.5	3.4	3.5	3.4	3.4	3.4
	4.5.2 Separuh Mahir <i>Semi-skilled</i>	7.7	7.5	7.3	7.3	7.2	7.4	7.5
	4.5.3 Berkemahiran Rendah <i>Low-skilled</i>	3.4	3.3	3.2	3.1	3.2	3.1	3.1

('000)

Suku Tahunan/ <i>Quarterly</i>						Aktiviti Ekonomi <i>Economic Activity</i>	
2023	2024				2025		
IV	I	II	III	IV	I <sup>p</sup>		
3.1	3.2	3.1	3.2	3.1	3.1	Produk tekstil, pakaian & kulit <i>Textiles, wearing apparel &amp; leather products</i>	4.2
0.6	0.6	0.6	0.6	0.6	0.6	Mahir <i>Skilled</i>	4.2.1
1.7	1.8	1.7	1.8	1.8	1.8	Separuh Mahir <i>Semi-skilled</i>	4.2.2
0.8	0.8	0.8	0.8	0.8	0.8	Berkemahiran Rendah <i>Low-skilled</i>	4.2.3
13.8	13.7	13.9	13.9	13.8	13.8	Produk kayu, perabot, keluaran kertas & percetakan <i>Wood products, furniture, paper products &amp; printing</i>	4.3
2.0	2.0	2.0	2.0	2.0	2.0	Mahir <i>Skilled</i>	4.3.1
6.8	6.7	6.8	6.6	6.4	6.5	Separuh Mahir <i>Semi-skilled</i>	4.3.2
5.0	5.1	5.2	5.3	5.4	5.4	Berkemahiran Rendah <i>Low-skilled</i>	4.3.3
20.0	20.1	19.3	19.7	19.7	20.2	Produk petroleum, kimia, getah & plastik <i>Petroleum, chemical, rubber &amp; plastic products</i>	4.4
4.4	4.4	4.2	4.3	4.3	4.4	Mahir <i>Skilled</i>	4.4.1
13.8	13.9	13.3	13.6	13.6	14.1	Separuh Mahir <i>Semi-skilled</i>	4.4.2
1.8	1.8	1.8	1.8	1.8	1.8	Berkemahiran Rendah <i>Low-skilled</i>	4.4.3
14.5	14.8	14.6	14.6	15.1	15.4	Produk mineral bukan logam, logam asas & produk logam yang direka <i>Non-metallic mineral products, basic metal &amp; fabricated metal products</i>	4.5
3.6	3.6	3.6	3.7	3.7	3.8	Mahir <i>Skilled</i>	4.5.1
7.9	8.1	7.8	7.6	8.1	8.3	Separuh Mahir <i>Semi-skilled</i>	4.5.2
3.1	3.1	3.2	3.2	3.3	3.3	Berkemahiran Rendah <i>Low-skilled</i>	4.5.3

('000)

Aktiviti Ekonomi <i>Economic Activity</i>		Suku Tahunan/ <i>Quarterly</i>						
		2022				2023		
		I	II	III	IV	I	II	III
4.6	Produk elektrik, elektronik & optikal <i>Electrical, electronic &amp; optical products</i>	32.2	32.5	32.9	33.1	33.2	34.2	33.8
	4.6.1 Mahir <i>Skilled</i>	8.8	8.9	9.1	9.1	9.1	9.2	9.1
	4.6.2 Separuh Mahir <i>Semi-skilled</i>	20.3	20.5	20.8	20.9	21.0	21.9	21.6
	4.6.3 Berkemahiran Rendah <i>Low-skilled</i>	3.1	3.1	3.1	3.1	3.1	3.1	3.1
4.7	Peralatan pengangkutan, pembuatan lain & pembaikan <i>Transport equipment, other manufacturing &amp; repair</i>	9.8	10.0	9.9	9.8	9.9	9.7	9.6
	4.7.1 Mahir <i>Skilled</i>	2.7	2.7	2.7	2.7	2.7	2.7	2.8
	4.7.2 Separuh Mahir <i>Semi-skilled</i>	6.0	6.2	6.1	6.0	6.1	5.9	5.8
	4.7.3 Berkemahiran Rendah <i>Low-skilled</i>	1.1	1.1	1.1	1.1	1.1	1.1	1.1
<b>5</b>	<b>Pembinaan</b> <i>Construction</i>	<b>22.2</b>	<b>22.6</b>	<b>22.7</b>	<b>23.3</b>	<b>23.3</b>	<b>23.7</b>	<b>25.9</b>
	5.1 Mahir <i>Skilled</i>	4.7	4.7	4.5	4.6	4.6	4.6	5.0
	5.2 Separuh Mahir <i>Semi-skilled</i>	12.3	12.7	13.0	13.4	13.5	13.8	14.5
	5.3 Berkemahiran Rendah <i>Low-skilled</i>	5.2	5.3	5.3	5.3	5.2	5.2	6.4
<b>6</b>	<b>Perkhidmatan</b> <i>Services</i>	<b>25.3</b>	<b>30.6</b>	<b>30.0</b>	<b>29.4</b>	<b>29.4</b>	<b>27.1</b>	<b>26.1</b>
	6.1 Mahir <i>Skilled</i>	11.0	15.5	14.4	14.8	15.5	14.9	14.6
	6.2 Separuh Mahir <i>Semi-skilled</i>	8.0	9.1	9.4	8.0	8.1	6.6	6.1
	6.3 Berkemahiran Rendah <i>Low-skilled</i>	6.3	6.1	6.1	6.6	5.8	5.6	5.4
6.1	Perdagangan borong & runcit <i>Wholesale &amp; retail trade</i>	7.7	10.9	10.7	11.0	10.4	10.2	9.6
	6.1.1 Mahir <i>Skilled</i>	1.8	4.4	3.7	4.9	4.7	5.1	4.8
	6.1.2 Separuh Mahir <i>Semi-skilled</i>	3.6	4.1	4.5	2.5	2.8	2.3	1.9
	6.1.3 Berkemahiran Rendah <i>Low-skilled</i>	2.2	2.4	2.5	3.6	3.0	2.9	2.9

('000)

Suku Tahunan/Quarterly						Aktiviti Ekonomi Economic Activity		
2023	2024				2025			
IV	I	II	III	IV	I <sup>P</sup>			
33.1	33.4	33.6	33.8	34.3	33.9	Produk elektrik, elektronik & optikal <i>Electrical, electronic &amp; optical products</i>	4.6	
9.1	9.1	9.1	9.2	9.3	9.3	Mahir <i>Skilled</i>	4.6.1	
20.9	21.1	21.3	21.4	21.7	21.4	Separuh Mahir <i>Semi-skilled</i>	4.6.2	
3.1	3.1	3.2	3.2	3.2	3.2	Berkemahiran Rendah <i>Low-skilled</i>	4.6.3	
9.8	9.9	9.9	9.9	10.0	9.9	Peralatan pengangkutan, pembuatan lain & pembaikan <i>Transport equipment, other manufacturing &amp; repair</i>	4.7	
2.8	2.8	2.8	2.8	2.9	2.8	Mahir <i>Skilled</i>	4.7.1	
5.9	6.0	6.0	6.0	6.1	6.0	Separuh Mahir <i>Semi-skilled</i>	4.7.2	
1.1	1.1	1.1	1.1	1.1	1.0	Berkemahiran Rendah <i>Low-skilled</i>	4.7.3	
<b>25.5</b>	<b>25.7</b>	<b>26.0</b>	<b>25.4</b>	<b>25.7</b>	<b>25.4</b>	<b>Pembinaan Construction</b>	<b>5</b>	
5.0	5.0	5.2	4.7	4.8	4.4	Mahir <i>Skilled</i>	5.1	
14.4	14.5	14.6	14.3	14.5	14.7	Separuh Mahir <i>Semi-skilled</i>	5.2	
6.2	6.2	6.2	6.3	6.4	6.3	Berkemahiran Rendah <i>Low-skilled</i>	5.3	
<b>25.0</b>	<b>24.6</b>	<b>24.7</b>	<b>24.8</b>	<b>25.0</b>	<b>25.2</b>	<b>Perkhidmatan Services</b>	<b>6</b>	
13.9	13.6	13.4	13.2	13.1	13.1	Mahir <i>Skilled</i>	6.1	
5.9	6.0	6.2	6.5	6.6	6.7	Separuh Mahir <i>Semi-skilled</i>	6.2	
5.2	5.0	5.1	5.1	5.3	5.4	Berkemahiran Rendah <i>Low-skilled</i>	6.3	
9.7	9.6	9.5	9.6	9.7	9.4	Perdagangan borong & runcit <i>Wholesale &amp; retail trade</i>	6.1	
5.0	5.0	5.0	4.7	4.7	4.3	Mahir <i>Skilled</i>	6.1.1	
1.9	1.8	1.9	2.2	2.2	2.2	Separuh Mahir <i>Semi-skilled</i>	6.1.2	
2.7	2.7	2.7	2.7	2.9	2.9	Berkemahiran Rendah <i>Low-skilled</i>	6.1.3	

('000)

Aktiviti Ekonomi <i>Economic Activity</i>		Suku Tahunan/ <i>Quarterly</i>						
		2022				2023		
		I	II	III	IV	I	II	III
6.2	Makanan & minuman dan penginapan <i>Food &amp; beverages and accommodation</i>	2.1	2.3	2.6	3.1	2.8	2.1	1.6
6.2.1	Mahir <i>Skilled</i>	0.3	0.2	0.3	0.5	0.2	0.2	0.2
6.2.2	Separuh Mahir <i>Semi-skilled</i>	1.0	1.4	1.5	2.2	2.2	1.3	1.0
6.2.3	Berkemahiran Rendah <i>Low-skilled</i>	0.9	0.7	0.8	0.5	0.3	0.5	0.4
6.3	Pengangkutan & penyimpanan <i>Transportation &amp; storage</i>	2.6	1.8	1.7	1.6	1.5	1.5	1.5
6.3.1	Mahir <i>Skilled</i>	0.2	0.1	0.1	0.2	0.2	0.4	0.3
6.3.2	Separuh Mahir <i>Semi-skilled</i>	1.0	0.7	0.6	0.5	0.5	0.8	0.8
6.3.3	Berkemahiran Rendah <i>Low-skilled</i>	1.4	1.0	0.9	0.8	0.7	0.4	0.4
6.4	Maklumat & komunikasi <i>Information &amp; communication</i>	1.1	1.4	1.2	1.0	1.0	0.9	0.9
6.4.1	Mahir <i>Skilled</i>	0.4	0.6	0.5	0.4	0.4	0.3	0.3
6.4.2	Separuh Mahir <i>Semi-skilled</i>	0.1	0.3	0.2	0.2	0.2	0.1	0.1
6.4.3	Berkemahiran Rendah <i>Low-skilled</i>	0.5	0.5	0.5	0.4	0.5	0.4	0.5
6.5	Kewangan, insurans, hartanah & perkhidmatan perniagaan <i>Finance, insurance, real estate &amp; business services</i>	9.4	10.8	11.3	10.3	11.4	10.3	10.3
6.5.1	Mahir <i>Skilled</i>	7.6	9.0	9.1	8.1	9.2	8.4	8.2
6.5.2	Separuh Mahir <i>Semi-skilled</i>	1.1	1.1	1.2	1.3	1.2	1.0	1.2
6.5.3	Berkemahiran Rendah <i>Low-skilled</i>	0.7	0.7	0.9	0.9	1.0	0.9	0.8
6.6	Perkhidmatan lain <i>Other services</i>	2.3	3.4	2.5	2.5	2.3	2.1	2.2
6.6.1	Mahir <i>Skilled</i>	0.7	1.2	0.8	0.8	0.8	0.6	0.7
6.6.2	Separuh Mahir <i>Semi-skilled</i>	1.1	1.4	1.3	1.3	1.1	1.1	1.1
6.6.3	Berkemahiran Rendah <i>Low-skilled</i>	0.5	0.8	0.5	0.4	0.3	0.4	0.4

('000)

Suku Tahunan/Quarterly						Aktiviti Ekonomi Economic Activity	
2023	2024				2025		
IV	I	II	III	IV	IP		
1.6	1.6	1.5	1.6	1.6	1.7	Makanan & minuman dan penginapan <i>Food &amp; beverages and accommodation</i>	6.2
0.2	0.2	0.2	0.3	0.3	0.3	Mahir <i>Skilled</i>	6.2.1
1.0	1.0	1.0	1.0	1.0	1.0	Separuh Mahir <i>Semi-skilled</i>	6.2.2
0.4	0.3	0.4	0.3	0.4	0.4	Berkemahiran Rendah <i>Low-skilled</i>	6.2.3
1.4	1.3	1.3	1.5	1.5	1.5	Pengangkutan & penyimpanan <i>Transportation &amp; storage</i>	6.3
0.3	0.3	0.3	0.4	0.4	0.4	Mahir <i>Skilled</i>	6.3.1
0.7	0.7	0.7	0.7	0.7	0.8	Separuh Mahir <i>Semi-skilled</i>	6.3.2
0.3	0.3	0.3	0.3	0.3	0.3	Berkemahiran Rendah <i>Low-skilled</i>	6.3.3
0.8	0.9	0.9	0.9	0.9	1.0	Maklumat & komunikasi <i>Information &amp; communication</i>	6.4
0.3	0.3	0.3	0.3	0.3	0.3	Mahir <i>Skilled</i>	6.4.1
0.1	0.1	0.1	0.1	0.1	0.2	Separuh Mahir <i>Semi-skilled</i>	6.4.2
0.5	0.5	0.5	0.5	0.5	0.5	Berkemahiran Rendah <i>Low-skilled</i>	6.4.3
9.4	9.2	9.2	9.0	9.1	9.4	Kewangan, insurans, hartanah & perkhidmatan perniagaan <i>Finance, insurance, real estate &amp; business services</i>	6.5
7.4	7.3	7.0	6.9	6.9	7.2	Mahir <i>Skilled</i>	6.5.1
1.1	1.1	1.3	1.3	1.3	1.4	Separuh Mahir <i>Semi-skilled</i>	6.5.2
0.8	0.8	0.8	0.9	0.8	0.8	Berkemahiran Rendah <i>Low-skilled</i>	6.5.3
2.1	2.1	2.2	2.2	2.2	2.1	Perkhidmatan lain <i>Other services</i>	6.6
0.7	0.5	0.5	0.6	0.6	0.5	Mahir <i>Skilled</i>	6.6.1
1.0	1.2	1.3	1.2	1.2	1.2	Separuh Mahir <i>Semi-skilled</i>	6.6.2
0.4	0.3	0.4	0.4	0.4	0.4	Berkemahiran Rendah <i>Low-skilled</i>	6.6.3

(%)

Aktiviti Ekonomi Economic Activity			Suku Tahunan/Quarterly						
			2022				2023		
			I	II	III	IV	I	II	III
<b>1</b>	<b>Jumlah Total</b>		<b>100.0</b>	<b>100.0</b>	<b>100.0</b>	<b>100.0</b>	<b>100.0</b>	<b>100.0</b>	<b>100.0</b>
	1.1	Mahir Skilled	24.3	25.8	25.2	25.3	25.6	25.7	25.4
	1.2	Separuh Mahir Semi-skilled	55.4	55.0	55.4	55.1	55.1	55.4	55.3
	1.3	Berkemahiran Rendah Low-skilled	20.3	19.2	19.4	19.6	19.3	18.9	19.3
<b>2</b>	<b>Pertanian Agriculture</b>		<b>100.0</b>	<b>100.0</b>	<b>100.0</b>	<b>100.0</b>	<b>100.0</b>	<b>100.0</b>	<b>100.0</b>
	2.1	Mahir Skilled	15.0	14.8	14.7	13.6	13.6	14.3	14.1
	2.2	Separuh Mahir Semi-skilled	64.1	64.4	64.4	65.3	65.2	65.6	66.0
	2.3	Berkemahiran Rendah Low-skilled	20.9	20.8	20.9	21.1	21.2	20.1	19.9
<b>3</b>	<b>Perombongan &amp; Pengkuarian Mining &amp; Quarrying</b>		<b>100.0</b>	<b>100.0</b>	<b>100.0</b>	<b>100.0</b>	<b>100.0</b>	<b>100.0</b>	<b>100.0</b>
	3.1	Mahir Skilled	27.4	27.4	28.8	26.8	27.9	24.5	22.5
	3.2	Separuh Mahir Semi-skilled	51.9	52.6	52.5	55.4	53.1	60.6	58.8
	3.3	Berkemahiran Rendah Low-skilled	20.7	20.0	18.7	17.8	19.0	14.9	18.7
<b>4</b>	<b>Pembuatan Manufacturing</b>		<b>100.0</b>	<b>100.0</b>	<b>100.0</b>	<b>100.0</b>	<b>100.0</b>	<b>100.0</b>	<b>100.0</b>
	4.1	Mahir Skilled	23.0	22.9	23.0	23.0	23.0	22.9	22.9
	4.2	Separuh Mahir Semi-skilled	58.7	59.3	59.2	59.1	59.1	59.7	59.7
	4.3	Berkemahiran Rendah Low-skilled	18.3	17.8	17.8	17.9	17.9	17.4	17.4
<b>4.1</b>	<b>Prosesan makanan, minuman &amp; produk tembakau Food processing, beverages &amp; tobacco products</b>		<b>100.0</b>	<b>100.0</b>	<b>100.0</b>	<b>100.0</b>	<b>100.0</b>	<b>100.0</b>	<b>100.0</b>
	4.1.1	Mahir Skilled	17.0	16.6	16.7	16.8	17.1	16.6	16.9
	4.1.2	Separuh Mahir Semi-skilled	52.8	53.7	53.5	53.3	53.1	55.0	55.0
	4.1.3	Berkemahiran Rendah Low-skilled	30.2	29.7	29.8	29.9	29.8	28.4	28.1

4.4b

**Peratus Sumbangan Kekosongan Suku Tahunan mengikut Aktiviti Ekonomi dan Kemahiran, ST1 2022 - ST1 2025 (samb.)**

*Quarterly Percentage Share of Vacancies by Economic Activity and Skill, Q1 2022 - Q1 2025 (cont'd)*

(%)

Suku Tahunan/Quarterly						Aktiviti Ekonomi Economic Activity		
2023	2024				2025			
IV	I	II	III	IV	IP			
100.0	100.0	100.0	100.0	100.0	100.0	<b>Jumlah Total</b>		<b>1</b>
25.3	24.9	25.1	24.8	24.6	24.4	Mahir Skilled	1.1	
55.5	56.0	55.8	55.9	56.0	56.3	Separuh Mahir Semi-skilled	1.2	
19.2	19.1	19.1	19.3	19.4	19.3	Berkemahiran Rendah Low-skilled	1.3	
100.0	100.0	100.0	100.0	100.0	100.0	<b>Pertanian Agriculture</b>		<b>2</b>
14.1	13.6	14.0	14.1	14.0	13.9	Mahir Skilled	2.1	
66.3	67.4	66.9	66.7	66.6	66.8	Separuh Mahir Semi-skilled	2.2	
19.6	19.0	19.1	19.2	19.4	19.3	Berkemahiran Rendah Low-skilled	2.3	
100.0	100.0	100.0	100.0	100.0	100.0	<b>Perlombongan &amp; Pengkuarian Mining &amp; Quarrying</b>		<b>3</b>
23.2	25.0	34.3	23.4	21.8	20.6	Mahir Skilled	3.1	
57.2	58.0	46.5	53.8	59.6	60.3	Separuh Mahir Semi-skilled	3.2	
19.6	17.0	19.2	22.8	18.6	19.1	Berkemahiran Rendah Low-skilled	3.3	
100.0	100.0	100.0	100.0	100.0	100.0	<b>Pembuatan Manufacturing</b>		<b>4</b>
22.8	22.7	22.8	22.9	22.7	22.8	Mahir Skilled	4.1	
59.6	59.7	59.5	59.3	59.6	59.6	Separuh Mahir Semi-skilled	4.2	
17.6	17.6	17.7	17.8	17.7	17.6	Berkemahiran Rendah Low-skilled	4.3	
100.0	100.0	100.0	100.0	100.0	100.0	<b>Prosesan makanan, minuman &amp; produk tembakau Food processing, beverages &amp; tobacco products</b>		<b>4.1</b>
16.9	16.7	16.9	16.7	16.1	16.4	Mahir Skilled	4.1.1	
53.7	53.4	54.1	54.4	55.6	55.6	Separuh Mahir Semi-skilled	4.1.2	
29.4	29.9	29.0	28.9	28.3	28.0	Berkemahiran Rendah Low-skilled	4.1.3	

Aktiviti Ekonomi Economic Activity		Suku Tahunan/Quarterly						
		2022				2023		
		I	II	III	IV	I	II	III
4.2	Produk tekstil, pakaian & kulit <i>Textiles, wearing apparel &amp; leather products</i>	100.0	100.0	100.0	100.0	100.0	100.0	100.0
	4.2.1 Mahir <i>Skilled</i>	17.8	18.5	18.7	18.6	18.9	18.8	18.7
	4.2.2 Separuh Mahir <i>Semi-skilled</i>	56.4	56.8	56.6	56.8	56.8	56.2	57.2
	4.2.3 Berkemahiran Rendah <i>Low-skilled</i>	25.8	24.7	24.7	24.6	24.3	25.0	24.1
4.3	Produk kayu, perabot, keluaran kertas & percetakan <i>Wood products, furniture, paper products &amp; printing</i>	100.0	100.0	100.0	100.0	100.0	100.0	100.0
	4.3.1 Mahir <i>Skilled</i>	13.9	13.7	13.8	13.9	13.9	14.4	14.3
	4.3.2 Separuh Mahir <i>Semi-skilled</i>	46.3	48.6	48.5	48.3	48.5	49.1	49.3
	4.3.3 Berkemahiran Rendah <i>Low-skilled</i>	39.8	37.7	37.7	37.8	37.6	36.5	36.4
4.4	Produk petroleum, kimia, getah & plastik <i>Petroleum, chemical, rubber &amp; plastic products</i>	100.0	100.0	100.0	100.0	100.0	100.0	100.0
	4.4.1 Mahir <i>Skilled</i>	23.5	23.0	22.9	22.9	23.2	23.4	22.7
	4.4.2 Separuh Mahir <i>Semi-skilled</i>	66.7	67.5	67.5	67.4	67.3	67.3	68.1
	4.4.3 Berkemahiran Rendah <i>Low-skilled</i>	9.8	9.5	9.6	9.7	9.5	9.3	9.2
4.5	Produk mineral bukan logam, logam asas & produk logam yang direka <i>Non-metallic mineral products, basic metal &amp; fabricated metal products</i>	100.0	100.0	100.0	100.0	100.0	100.0	100.0
	4.5.1 Mahir <i>Skilled</i>	24.4	24.5	24.6	24.9	24.8	24.5	24.5
	4.5.2 Separuh Mahir <i>Semi-skilled</i>	52.6	52.6	52.6	52.4	52.2	53.3	53.5
	4.5.3 Berkemahiran Rendah <i>Low-skilled</i>	23.0	22.9	22.8	22.7	23.0	22.2	22.0

4.4b

**Peratus Sumbangan Kekosongan Suku Tahunan mengikut Aktiviti Ekonomi dan Kemahiran, ST1 2022 - ST1 2025 (samb.)**

*Quarterly Percentage Share of Vacancies by Economic Activity and Skill, Q1 2022 - Q1 2025 (cont'd)*

(%)

Suku Tahunan/ <i>Quarterly</i>						Aktiviti Ekonomi <i>Economic Activity</i>	
2023	2024				2025		
IV	I	II	III	IV	IP		
100.0	100.0	100.0	100.0	100.0	100.0	Produk tekstil, pakaian & kulit <i>Textiles, wearing apparel &amp; leather products</i>	4.2
18.4	18.3	18.4	17.8	18.0	18.4	Mahir <i>Skilled</i>	4.2.1
56.5	56.7	56.4	57.9	57.7	57.4	Separuh Mahir <i>Semi-skilled</i>	4.2.2
25.1	25.0	25.2	24.3	24.3	24.2	Berkemahiran Rendah <i>Low-skilled</i>	4.2.3
100.0	100.0	100.0	100.0	100.0	100.0	Produk kayu, perabot, keluaran kertas & percetakan <i>Wood products, furniture, paper products &amp; printing</i>	4.3
14.2	14.3	14.1	14.5	14.7	14.3	Mahir <i>Skilled</i>	4.3.1
49.2	48.7	48.6	47.6	46.5	46.9	Separuh Mahir <i>Semi-skilled</i>	4.3.2
36.6	37.0	37.3	37.9	38.8	38.8	Berkemahiran Rendah <i>Low-skilled</i>	4.3.3
100.0	100.0	100.0	100.0	100.0	100.0	Produk petroleum, kimia, getah & plastik <i>Petroleum, chemical, rubber &amp; plastic products</i>	4.4
22.0	21.6	21.9	21.9	21.7	21.7	Mahir <i>Skilled</i>	4.4.1
68.9	69.3	68.9	69.0	69.3	69.6	Separuh Mahir <i>Semi-skilled</i>	4.4.2
9.1	9.1	9.2	9.1	9.0	8.7	Berkemahiran Rendah <i>Low-skilled</i>	4.4.3
100.0	100.0	100.0	100.0	100.0	100.0	Produk mineral bukan logam, logam asas & produk logam yang direka <i>Non-metallic mineral products, basic metal &amp; fabricated metal products</i>	4.5
24.4	24.1	24.6	25.4	24.6	24.6	Mahir <i>Skilled</i>	4.5.1
54.2	54.7	53.7	52.4	53.7	53.9	Separuh Mahir <i>Semi-skilled</i>	4.5.2
21.4	21.2	21.7	22.2	21.7	21.5	Berkemahiran Rendah <i>Low-skilled</i>	4.5.3

Aktiviti Ekonomi Economic Activity		Suku Tahunan/Quarterly						
		2022				2023		
		I	II	III	IV	I	II	III
4.6	Produk elektrik, elektronik & optikal <i>Electrical, electronic &amp; optical products</i>	100.0	100.0	100.0	100.0	100.0	100.0	100.0
4.6.1	Mahir <i>Skilled</i>	27.3	27.5	27.6	27.6	27.5	26.9	26.9
4.6.2	Separuh Mahir <i>Semi-skilled</i>	63.1	63.1	63.1	63.0	63.2	64.0	63.9
4.6.3	Berkemahiran Rendah <i>Low-skilled</i>	9.6	9.4	9.3	9.4	9.3	9.1	9.2
4.7	Peralatan pengangkutan, pembuatan lain & pembaikan <i>Transport equipment, other manufacturing &amp; repair</i>	100.0	100.0	100.0	100.0	100.0	100.0	100.0
4.7.1	Mahir <i>Skilled</i>	27.6	27.5	27.6	27.8	27.5	28.4	28.9
4.7.2	Separuh Mahir <i>Semi-skilled</i>	61.2	61.6	61.5	61.1	61.5	60.6	60.0
4.7.3	Berkemahiran Rendah <i>Low-skilled</i>	11.2	10.9	10.9	11.1	11.0	11.0	11.1
5	<b>Pembinaan</b> <i>Construction</i>	<b>100.0</b>	<b>100.0</b>	<b>100.0</b>	<b>100.0</b>	<b>100.0</b>	<b>100.0</b>	<b>100.0</b>
5.1	Mahir <i>Skilled</i>	21.3	20.7	19.9	19.8	19.7	19.6	19.2
5.2	Separuh Mahir <i>Semi-skilled</i>	55.4	56.1	57.0	57.6	57.8	58.3	56.1
5.3	Berkemahiran Rendah <i>Low-skilled</i>	23.3	23.2	23.1	22.6	22.5	22.1	24.7
6	<b>Perkhidmatan</b> <i>Services</i>	<b>100.0</b>	<b>100.0</b>	<b>100.0</b>	<b>100.0</b>	<b>100.0</b>	<b>100.0</b>	<b>100.0</b>
6.1	Mahir <i>Skilled</i>	43.6	50.6	48.2	50.4	52.7	55.1	55.7
6.2	Separuh Mahir <i>Semi-skilled</i>	31.6	29.6	31.4	27.3	27.5	24.3	23.5
6.3	Berkemahiran Rendah <i>Low-skilled</i>	24.8	19.8	20.4	22.3	19.8	20.6	20.8
6.1	Perdagangan borong & runcit <i>Wholesale &amp; retail trade</i>	100.0	100.0	100.0	100.0	100.0	100.0	100.0
6.1.1	Mahir <i>Skilled</i>	24.0	40.6	34.5	44.4	44.8	49.6	50.3
6.1.2	Separuh Mahir <i>Semi-skilled</i>	46.9	37.8	42.2	23.1	26.6	22.1	19.9
6.1.3	Berkemahiran Rendah <i>Low-skilled</i>	29.1	21.6	23.3	32.5	28.6	28.3	29.8

4.4b

**Peratus Sumbangan Kekosongan Suku Tahunan mengikut Aktiviti Ekonomi dan Kemahiran, ST1 2022 - ST1 2025 (samb.)**

*Quarterly Percentage Share of Vacancies by Economic Activity and Skill, Q1 2022 - Q1 2025 (cont'd)*

(%)

Suku Tahunan/Quarterly						Aktiviti Ekonomi Economic Activity	
2023	2024				2025		
IV	I	II	III	IV	I <sup>P</sup>		
100.0	100.0	100.0	100.0	100.0	100.0	Produk elektrik, elektronik & optikal <i>Electrical, electronic &amp; optical products</i>	4.6
27.4	27.4	27.2	27.2	27.3	27.5	Mahir <i>Skilled</i>	4.6.1
63.2	63.2	63.3	63.4	63.3	63.0	Sepuluh Mahir <i>Semi-skilled</i>	4.6.2
9.4	9.4	9.5	9.4	9.4	9.5	Berkemahiran Rendah <i>Low-skilled</i>	4.6.3
100.0	100.0	100.0	100.0	100.0	100.0	Peralatan pengangkutan, pembuatan lain & pembaikan <i>Transport equipment, other manufacturing &amp; repair</i>	4.7
28.5	28.1	28.5	28.6	28.6	28.6	Mahir <i>Skilled</i>	4.7.1
60.5	60.9	60.8	60.7	60.7	60.9	Sepuluh Mahir <i>Semi-skilled</i>	4.7.2
11.0	11.0	10.7	10.7	10.7	10.5	Berkemahiran Rendah <i>Low-skilled</i>	4.7.3
100.0	100.0	100.0	100.0	100.0	100.0	Pembinaan <i>Construction</i>	5
19.5	19.5	20.2	18.7	18.6	17.5	Mahir <i>Skilled</i>	5.1
56.3	56.3	56.0	56.4	56.4	57.8	Sepuluh Mahir <i>Semi-skilled</i>	5.2
24.2	24.2	23.8	24.9	25.0	24.7	Berkemahiran Rendah <i>Low-skilled</i>	5.3
100.0	100.0	100.0	100.0	100.0	100.0	Perkhidmatan <i>Services</i>	6
55.7	55.3	54.3	53.2	52.6	52.0	Mahir <i>Skilled</i>	6.1
23.7	24.4	25.3	26.1	26.3	26.6	Sepuluh Mahir <i>Semi-skilled</i>	6.2
20.6	20.3	20.4	20.7	21.1	21.4	Berkemahiran Rendah <i>Low-skilled</i>	6.3
100.0	100.0	100.0	100.0	100.0	100.0	Perdagangan borong & runcit <i>Wholesale &amp; retail trade</i>	6.1
52.0	52.3	52.1	49.0	47.9	46.0	Mahir <i>Skilled</i>	6.1.1
19.7	19.2	19.5	22.6	22.8	22.8	Sepuluh Mahir <i>Semi-skilled</i>	6.1.2
28.3	28.5	28.4	28.4	29.3	31.2	Berkemahiran Rendah <i>Low-skilled</i>	6.1.3

Aktiviti Ekonomi Economic Activity		Suku Tahunan/Quarterly						
		2022				2023		
		I	II	III	IV	I	II	III
6.2	Makanan & minuman dan penginapan <i>Food &amp; beverages and accommodation</i>	100.0	100.0	100.0	100.0	100.0	100.0	100.0
	6.2.1 Mahir <i>Skilled</i>	12.2	8.9	10.4	14.8	8.2	11.0	14.1
	6.2.2 Separuh Mahir <i>Semi-skilled</i>	46.8	60.7	59.9	70.4	79.6	65.0	61.3
	6.2.3 Berkemahiran Rendah <i>Low-skilled</i>	41.0	30.4	29.7	14.8	12.2	24.0	24.6
6.3	Pengangkutan & penyimpanan <i>Transportation &amp; storage</i>	100.0	100.0	100.0	100.0	100.0	100.0	100.0
	6.3.1 Mahir <i>Skilled</i>	8.2	7.3	6.3	11.5	15.4	23.7	20.1
	6.3.2 Separuh Mahir <i>Semi-skilled</i>	39.2	38.2	38.1	34.0	36.7	49.8	50.9
	6.3.3 Berkemahiran Rendah <i>Low-skilled</i>	52.6	54.5	55.6	54.5	47.9	26.5	29.0
6.4	Maklumat & komunikasi <i>Information &amp; communication</i>	100.0	100.0	100.0	100.0	100.0	100.0	100.0
	6.4.1 Mahir <i>Skilled</i>	39.0	41.0	42.1	42.5	36.2	36.2	35.0
	6.4.2 Separuh Mahir <i>Semi-skilled</i>	12.1	19.1	17.5	17.6	18.3	14.5	13.6
	6.4.3 Berkemahiran Rendah <i>Low-skilled</i>	48.9	39.9	40.4	39.9	45.5	49.3	51.4
6.5	Kewangan, insurans, hartanah & perkhidmatan perniagaan <i>Finance, insurance, real estate &amp; business services</i>	100.0	100.0	100.0	100.0	100.0	100.0	100.0
	6.5.1 Mahir <i>Skilled</i>	80.8	83.0	80.7	78.8	80.6	81.5	79.9
	6.5.2 Separuh Mahir <i>Semi-skilled</i>	11.3	10.4	11.1	12.5	10.8	9.5	11.9
	6.5.3 Berkemahiran Rendah <i>Low-skilled</i>	7.9	6.6	8.2	8.7	8.6	9.0	8.2
6.6	Perkhidmatan lain <i>Other services</i>	100.0	100.0	100.0	100.0	100.0	100.0	100.0
	6.6.1 Mahir <i>Skilled</i>	28.8	35.1	30.7	30.2	35.0	27.1	30.0
	6.6.2 Separuh Mahir <i>Semi-skilled</i>	50.4	42.3	50.5	53.7	50.3	52.2	50.3
	6.6.3 Berkemahiran Rendah <i>Low-skilled</i>	20.8	22.6	18.8	16.1	14.7	20.7	19.7

4.4b

**Peratus Sumbangan Kekosongan Suku Tahunan mengikut Aktiviti Ekonomi dan Kemahiran, ST1 2022 - ST1 2025 (samb.)**

*Quarterly Percentage Share of Vacancies by Economic Activity and Skill, Q1 2022 - Q1 2025 (cont'd)*

(%)

Suku Tahunan/Quarterly						Aktiviti Ekonomi Economic Activity	
2023	2024				2025		
IV	I	II	III	IV	I <sup>P</sup>		
100.0	100.0	100.0	100.0	100.0	100.0	Makanan & minuman dan penginapan <i>Food &amp; beverages and accommodation</i>	6.2
12.2	12.6	12.8	16.3	16.8	17.7	Mahir <i>Skilled</i>	6.2.1
64.4	65.1	64.2	63.5	59.4	57.9	Sepuluh Mahir <i>Semi-skilled</i>	6.2.2
23.4	22.3	23.0	20.2	23.8	24.4	Berkemahiran Rendah <i>Low-skilled</i>	6.2.3
100.0	100.0	100.0	100.0	100.0	100.0	Pengangkutan & penyimpanan <i>Transportation &amp; storage</i>	6.3
22.2	22.6	22.2	28.8	28.8	25.5	Mahir <i>Skilled</i>	6.3.1
52.9	53.5	55.0	47.9	50.9	51.3	Sepuluh Mahir <i>Semi-skilled</i>	6.3.2
24.9	23.9	22.8	23.3	20.3	23.2	Berkemahiran Rendah <i>Low-skilled</i>	6.3.3
100.0	100.0	100.0	100.0	100.0	100.0	Maklumat & komunikasi <i>Information &amp; communication</i>	6.4
35.2	34.7	37.0	33.7	34.0	35.1	Mahir <i>Skilled</i>	6.4.1
8.9	12.7	11.4	10.1	10.6	16.3	Sepuluh Mahir <i>Semi-skilled</i>	6.4.2
55.9	52.6	51.6	56.2	55.4	48.6	Berkemahiran Rendah <i>Low-skilled</i>	6.4.3
100.0	100.0	100.0	100.0	100.0	100.0	Kewangan, insurans, hartanah & perkhidmatan perniagaan <i>Finance, insurance, real estate &amp; business services</i>	6.5
79.1	79.2	76.9	76.2	76.1	76.7	Mahir <i>Skilled</i>	6.5.1
12.2	11.9	14.1	13.9	14.6	14.6	Sepuluh Mahir <i>Semi-skilled</i>	6.5.2
8.7	8.9	9.0	9.9	9.3	8.7	Berkemahiran Rendah <i>Low-skilled</i>	6.5.3
100.0	100.0	100.0	100.0	100.0	100.0	Perkhidmatan lain <i>Other services</i>	6.6
31.7	25.6	25.1	27.5	26.2	23.2	Mahir <i>Skilled</i>	6.6.1
48.5	59.3	57.4	56.3	56.3	59.0	Sepuluh Mahir <i>Semi-skilled</i>	6.6.2
19.8	15.1	17.5	16.2	17.5	17.8	Berkemahiran Rendah <i>Low-skilled</i>	6.6.3

Ringkasan Penemuan/Summary of Findings

Jadual/Tables

Nota Teknikal/Technical Notes

(%)

Aktiviti Ekonomi <i>Economic Activity</i>			Suku Tahunan/ <i>Quarterly</i>						
			2022				2023		
			I	II	III	IV	I	II	III
<b>1</b>	<b>Jumlah Total</b>		<b>2.2</b>	<b>2.2</b>	<b>2.2</b>	<b>2.2</b>	<b>2.2</b>	<b>2.2</b>	<b>2.1</b>
	1.1	Mahir <i>Skilled</i>	2.1	2.3	2.2	2.2	2.2	2.2	2.2
	1.2	Separuh Mahir <i>Semi-skilled</i>	1.9	2.0	2.0	1.9	1.9	1.9	1.9
	1.3	Berkemahiran Rendah <i>Low-skilled</i>	3.4	3.3	3.3	3.4	3.3	3.2	3.3
<b>2</b>	<b>Pertanian <i>Agriculture</i></b>		<b>6.5</b>	<b>6.6</b>	<b>6.6</b>	<b>6.6</b>	<b>6.6</b>	<b>6.4</b>	<b>6.2</b>
	2.1	Mahir <i>Skilled</i>	15.3	15.5	15.5	15.2	15.4	15.4	15.2
	2.2	Separuh Mahir <i>Semi-skilled</i>	4.7	4.8	4.8	4.9	4.9	4.7	4.6
	2.3	Berkemahiran Rendah <i>Low-skilled</i>	22.9	23.1	23.7	23.9	23.9	21.7	21.6
<b>3</b>	<b>Perombongan &amp; Pengkuarian <i>Mining &amp; Quarrying</i></b>		<b>0.6</b>	<b>0.6</b>	<b>0.6</b>	<b>0.5</b>	<b>0.6</b>	<b>0.5</b>	<b>0.6</b>
	3.1	Mahir <i>Skilled</i>	0.5	0.5	0.5	0.5	0.5	0.4	0.5
	3.2	Separuh Mahir <i>Semi-skilled</i>	0.5	0.5	0.5	0.5	0.5	0.5	0.6
	3.3	Berkemahiran Rendah <i>Low-skilled</i>	1.0	0.9	0.8	0.8	0.9	0.6	1.0
<b>4</b>	<b>Pembuatan <i>Manufacturing</i></b>		<b>4.5</b>	<b>4.5</b>	<b>4.5</b>	<b>4.5</b>	<b>4.4</b>	<b>4.4</b>	<b>4.4</b>
	4.1	Mahir <i>Skilled</i>	5.9	5.9	5.8	5.8	5.7	5.7	5.6
	4.2	Separuh Mahir <i>Semi-skilled</i>	3.5	3.6	3.5	3.5	3.5	3.5	3.5
	4.3	Berkemahiran Rendah <i>Low-skilled</i>	11.5	11.3	11.2	11.1	11.1	10.9	10.7
<b>4.1</b>	Prosesan makanan, minuman & produk tembakau <i>Food processing, beverages &amp; tobacco products</i>		<b>4.4</b>	<b>4.5</b>	<b>4.4</b>	<b>4.3</b>	<b>4.2</b>	<b>4.3</b>	<b>4.2</b>
	4.1.1	Mahir <i>Skilled</i>	5.7	5.7	5.7	5.6	5.5	5.5	5.4
	4.1.2	Separuh Mahir <i>Semi-skilled</i>	3.1	3.2	3.1	3.1	3.0	3.1	3.1
	4.1.3	Berkemahiran Rendah <i>Low-skilled</i>	11.3	11.4	11.4	11.2	10.9	10.6	10.4

4.4c

**Kadar Kekosongan Suku Tahunan mengikut Aktiviti Ekonomi dan Kemahiran, ST1 2022 - ST1 2025 (samb.)**
*Quarterly Rate of Vacancies by Economic Activity and Skill, Q1 2022 - Q1 2025 (cont'd)*

(%)

Suku Tahunan/Quarterly						Aktiviti Ekonomi Economic Activity		
2023	2024				2025			
IV	I	II	III	IV	I <sup>P</sup>			
2.1	2.1	2.1	2.1	2.1	2.1	<b>Jumlah Total</b>		<b>1</b>
2.2	2.1	2.1	2.1	2.1	2.1	Mahir Skilled	1.1	
1.9	1.9	1.9	1.9	1.9	1.9	Separuh Mahir Semi-skilled	1.2	
3.3	3.3	3.3	3.3	3.3	3.3	Berkemahiran Rendah Low-skilled	1.3	
<b>6.3</b>	<b>6.4</b>	<b>6.4</b>	<b>6.4</b>	<b>6.4</b>	<b>6.3</b>	<b>Pertanian Agriculture</b>		<b>2</b>
15.4	15.3	15.6	15.8	15.5	15.4	Mahir Skilled	2.1	
4.7	4.9	4.8	4.8	4.8	4.8	Separuh Mahir Semi-skilled	2.2	
21.6	21.7	21.6	21.7	21.7	21.9	Berkemahiran Rendah Low-skilled	2.3	
<b>0.7</b>	<b>0.7</b>	<b>0.8</b>	<b>0.6</b>	<b>0.7</b>	<b>0.6</b>	<b>Perlombongan &amp; Pengkuarian Mining &amp; Quarrying</b>		<b>3</b>
0.5	0.6	0.9	0.5	0.5	0.5	Mahir Skilled	3.1	
0.7	0.7	0.6	0.6	0.7	0.7	Separuh Mahir Semi-skilled	3.2	
1.1	1.0	1.2	1.2	1.0	1.0	Berkemahiran Rendah Low-skilled	3.3	
<b>4.4</b>	<b>4.4</b>	<b>4.4</b>	<b>4.4</b>	<b>4.4</b>	<b>4.5</b>	<b>Pembuatan Manufacturing</b>		<b>4</b>
5.6	5.7	5.7	5.7	5.6	5.7	Mahir Skilled	4.1	
3.5	3.5	3.5	3.5	3.5	3.5	Separuh Mahir Semi-skilled	4.2	
10.8	11.0	11.0	11.0	11.0	11.1	Berkemahiran Rendah Low-skilled	4.3	
4.1	4.0	4.1	4.0	4.1	4.2	Prosesan makanan, minuman & produk tembakau Food processing, beverages & tobacco products		4.1
5.3	5.2	5.3	5.2	5.1	5.3	Mahir Skilled	4.1.1	
2.9	2.8	2.9	2.9	3.0	3.1	Separuh Mahir Semi-skilled	4.1.2	
10.6	10.7	10.6	10.4	10.6	10.7	Berkemahiran Rendah Low-skilled	4.1.3	

(%)

Aktiviti Ekonomi Economic Activity		Suku Tahunan/Quarterly						
		2022				2023		
		I	II	III	IV	I	II	III
4.2	Produk tekstil, pakaian & kulit <i>Textiles, wearing apparel &amp; leather products</i>	3.6	3.7	3.8	3.7	3.6	3.5	3.5
	4.2.1 Mahir <i>Skilled</i>	5.6	6.0	6.1	5.9	5.9	5.7	5.6
	4.2.2 Separuh Mahir <i>Semi-skilled</i>	2.5	2.6	2.6	2.6	2.5	2.4	2.4
	4.2.3 Berkemahiran Rendah <i>Low-skilled</i>	13.0	13.0	13.1	12.9	12.8	12.9	12.9
4.3	Produk kayu, perabot, keluaran kertas & percetakan <i>Wood products, furniture, paper products &amp; printing</i>	4.3	4.3	4.4	4.4	4.4	4.4	4.4
	4.3.1 Mahir <i>Skilled</i>	5.1	5.0	5.1	5.1	5.2	5.4	5.3
	4.3.2 Separuh Mahir <i>Semi-skilled</i>	2.6	2.8	2.8	2.8	2.8	2.9	2.9
	4.3.3 Berkemahiran Rendah <i>Low-skilled</i>	13.0	12.5	12.6	12.7	12.8	12.5	12.4
4.4	Produk petroleum, kimia, getah & plastik <i>Petroleum, chemical, rubber &amp; plastic products</i>	4.6	4.6	4.5	4.5	4.5	4.4	4.3
	4.4.1 Mahir <i>Skilled</i>	5.9	5.7	5.6	5.6	5.6	5.5	5.3
	4.4.2 Separuh Mahir <i>Semi-skilled</i>	4.1	4.1	4.0	4.0	4.0	3.9	3.9
	4.4.3 Berkemahiran Rendah <i>Low-skilled</i>	8.1	7.7	7.6	7.6	7.4	7.2	7.1
4.5	Produk mineral bukan logam, logam asas & produk logam yang direka <i>Non-metallic mineral products, basic metal &amp; fabricated metal products</i>	4.1	3.9	3.8	3.8	3.8	3.8	3.7
	4.5.1 Mahir <i>Skilled</i>	6.3	6.1	6.0	6.0	6.0	5.9	5.8
	4.5.2 Separuh Mahir <i>Semi-skilled</i>	2.8	2.7	2.6	2.6	2.6	2.6	2.6
	4.5.3 Berkemahiran Rendah <i>Low-skilled</i>	11.9	11.5	11.1	10.9	11.1	10.8	10.5

(%)

Suku Tahunan/Quarterly						Aktiviti Ekonomi Economic Activity	
2023	2024				2025		
IV	I	II	III	IV	I <sup>P</sup>		
3.4	3.5	3.4	3.6	3.5	3.5	Produk tekstil, pakaian & kulit Textiles, wearing apparel & leather products	4.2
5.5	5.6	5.5	5.5	5.5	5.6	Mahir Skilled	4.2.1
2.4	2.4	2.4	2.5	2.5	2.4	Separuh Mahir Semi-skilled	4.2.2
12.8	13.1	12.9	13.0	12.9	12.9	Berkemahiran Rendah Low-skilled	4.2.3
4.4	4.4	4.5	4.5	4.3	4.4	Produk kayu, perabot, keluaran kertas & percetakan Wood products, furniture, paper products & printing	4.3
5.3	5.4	5.4	5.5	5.4	5.4	Mahir Skilled	4.3.1
2.9	2.9	2.9	2.8	2.7	2.7	Separuh Mahir Semi-skilled	4.3.2
12.5	12.8	13.0	13.0	13.0	13.0	Berkemahiran Rendah Low-skilled	4.3.3
4.3	4.4	4.3	4.3	4.3	4.4	Produk petroleum, kimia, getah & plastik Petroleum, chemical, rubber & plastic products	4.4
5.2	5.2	5.1	5.2	5.1	5.3	Mahir Skilled	4.4.1
3.9	4.0	3.9	3.9	3.9	4.0	Separuh Mahir Semi-skilled	4.4.2
7.1	7.3	7.2	7.1	6.9	7.1	Berkemahiran Rendah Low-skilled	4.4.3
3.8	3.9	3.9	3.8	3.9	4.0	Produk mineral bukan logam, logam asas & produk logam yang direka Non-metallic mineral products, basic metal & fabricated metal products	4.5
5.9	6.0	5.9	6.0	5.9	6.0	Mahir Skilled	4.5.1
2.7	2.8	2.7	2.6	2.8	2.8	Separuh Mahir Semi-skilled	4.5.2
10.6	10.7	10.7	10.7	10.7	10.8	Berkemahiran Rendah Low-skilled	4.5.3

Aktiviti Ekonomi Economic Activity		Suku Tahunan/Quarterly						
		2022				2023		
		I	II	III	IV	I	II	III
4.6	Produk elektrik, elektronik & optikal <i>Electrical, electronic &amp; optical products</i>	5.2	5.2	5.1	5.1	5.1	5.2	5.1
4.6.1	Mahir <i>Skilled</i>	6.2	6.2	6.2	6.1	6.1	6.1	6.0
4.6.2	Separuh Mahir <i>Semi-skilled</i>	4.4	4.4	4.4	4.4	4.4	4.5	4.5
4.6.3	Berkemahiran Rendah <i>Low-skilled</i>	13.6	13.5	13.5	13.4	13.2	13.3	13.3
4.7	Peralatan pengangkutan, pembuatan lain & pembaikan <i>Transport equipment, other manufacturing &amp; repair</i>	4.3	4.3	4.3	4.2	4.2	4.1	4.0
4.7.1	Mahir <i>Skilled</i>	5.3	5.4	5.3	5.3	5.2	5.3	5.3
4.7.2	Separuh Mahir <i>Semi-skilled</i>	3.6	3.7	3.6	3.5	3.5	3.4	3.3
4.7.3	Berkemahiran Rendah <i>Low-skilled</i>	8.8	8.8	8.7	8.7	8.6	8.5	8.4
5	<b>Pembinaan</b> <i>Construction</i>	<b>1.8</b>	<b>1.8</b>	<b>1.8</b>	<b>1.9</b>	<b>1.9</b>	<b>1.9</b>	<b>2.0</b>
5.1	Mahir <i>Skilled</i>	3.4	3.4	3.2	3.3	3.2	3.3	3.5
5.2	Separuh Mahir <i>Semi-skilled</i>	1.2	1.2	1.2	1.3	1.3	1.3	1.4
5.3	Berkemahiran Rendah <i>Low-skilled</i>	11.5	11.7	11.8	11.3	11.1	10.7	13.1
6	<b>Perkhidmatan</b> <i>Services</i>	<b>0.6</b>	<b>0.7</b>	<b>0.7</b>	<b>0.6</b>	<b>0.6</b>	<b>0.6</b>	<b>0.6</b>
6.1	Mahir <i>Skilled</i>	0.7	1.0	0.9	1.0	1.0	0.9	0.9
6.2	Separuh Mahir <i>Semi-skilled</i>	0.4	0.4	0.4	0.4	0.4	0.3	0.3
6.3	Berkemahiran Rendah <i>Low-skilled</i>	0.7	0.7	0.7	0.8	0.7	0.7	0.6
6.1	Perdagangan borong & runcit <i>Wholesale &amp; retail trade</i>	0.5	0.7	0.6	0.7	0.6	0.6	0.6
6.1.1	Mahir <i>Skilled</i>	0.3	0.8	0.6	0.8	0.8	0.8	0.8
6.1.2	Separuh Mahir <i>Semi-skilled</i>	0.4	0.5	0.5	0.3	0.3	0.3	0.2
6.1.3	Berkemahiran Rendah <i>Low-skilled</i>	0.9	1.0	1.0	1.5	1.3	1.2	1.2

4.4c

**Kadar Kekosongan Suku Tahunan mengikut Aktiviti Ekonomi dan Kemahiran, ST1 2022 - ST1 2025 (samb.)**
*Quarterly Rate of Vacancies by Economic Activity and Skill, Q1 2022 - Q1 2025 (cont'd)*

(%)

Suku Tahunan/ <i>Quarterly</i>						Aktiviti Ekonomi <i>Economic Activity</i>	
2023	2024				2025		
IV	I	II	III	IV	I <sup>P</sup>		
5.1	5.2	5.2	5.2	5.2	5.2	Produk elektrik, elektronik & optikal <i>Electrical, electronic &amp; optical products</i>	4.6
6.0	6.2	6.2	6.1	6.1	6.1	Mahir <i>Skilled</i>	4.6.1
4.4	4.5	4.5	4.5	4.5	4.5	Separuh Mahir <i>Semi-skilled</i>	4.6.2
13.4	13.7	13.8	13.8	13.8	13.8	Berkemahiran Rendah <i>Low-skilled</i>	4.6.3
4.1	4.2	4.2	4.1	4.1	4.2	Peralatan pengangkutan, pembuatan lain & pembaikan <i>Transport equipment, other manufacturing &amp; repair</i>	4.7
5.3	5.3	5.4	5.3	5.3	5.3	Mahir <i>Skilled</i>	4.7.1
3.4	3.5	3.5	3.4	3.5	3.5	Separuh Mahir <i>Semi-skilled</i>	4.7.2
8.5	8.6	8.4	8.4	8.5	8.5	Berkemahiran Rendah <i>Low-skilled</i>	4.7.3
2.0	2.0	2.1	2.0	2.0	2.0	Pembinaan <i>Construction</i>	5
3.5	3.5	3.6	3.3	3.3	3.1	Mahir <i>Skilled</i>	5.1
1.3	1.4	1.4	1.3	1.3	1.4	Separuh Mahir <i>Semi-skilled</i>	5.2
12.7	13.0	12.7	12.7	12.8	12.6	Berkemahiran Rendah <i>Low-skilled</i>	5.3
0.5	0.5	0.5	0.5	0.5	0.5	Perkhidmatan <i>Services</i>	6
0.9	0.8	0.8	0.8	0.8	0.8	Mahir <i>Skilled</i>	6.1
0.3	0.3	0.3	0.3	0.3	0.3	Separuh Mahir <i>Semi-skilled</i>	6.2
0.6	0.6	0.6	0.6	0.6	0.6	Berkemahiran Rendah <i>Low-skilled</i>	6.3
0.6	0.6	0.6	0.6	0.6	0.5	Perdagangan borong & runcit <i>Wholesale &amp; retail trade</i>	6.1
0.8	0.8	0.8	0.8	0.8	0.7	Mahir <i>Skilled</i>	6.1.1
0.2	0.2	0.2	0.2	0.2	0.2	Separuh Mahir <i>Semi-skilled</i>	6.1.2
1.2	1.2	1.2	1.2	1.2	1.2	Berkemahiran Rendah <i>Low-skilled</i>	6.1.3

(%)

Aktiviti Ekonomi Economic Activity		Suku Tahunan/Quarterly						
		2022				2023		
		I	II	III	IV	I	II	III
6.2	Makanan & minuman dan penginapan <i>Food &amp; beverages and accommodation</i>	0.3	0.3	0.3	0.4	0.3	0.3	0.2
6.2.1	Mahir <i>Skilled</i>	0.2	0.2	0.2	0.4	0.2	0.2	0.2
6.2.2	Separuh Mahir <i>Semi-skilled</i>	0.3	0.4	0.5	0.6	0.6	0.4	0.3
6.2.3	Berkemahiran Rendah <i>Low-skilled</i>	0.3	0.2	0.2	0.1	0.1	0.1	0.1
6.3	Pengangkutan & penyimpanan <i>Transportation &amp; storage</i>	0.7	0.5	0.4	0.4	0.4	0.4	0.4
6.3.1	Mahir <i>Skilled</i>	0.3	0.2	0.1	0.2	0.2	0.4	0.3
6.3.2	Separuh Mahir <i>Semi-skilled</i>	0.5	0.3	0.3	0.2	0.2	0.3	0.3
6.3.3	Berkemahiran Rendah <i>Low-skilled</i>	1.5	1.1	1.1	0.9	0.8	0.5	0.5
6.4	Maklumat & komunikasi <i>Information &amp; communication</i>	0.5	0.6	0.5	0.4	0.4	0.4	0.4
6.4.1	Mahir <i>Skilled</i>	0.3	0.4	0.4	0.3	0.3	0.2	0.2
6.4.2	Separuh Mahir <i>Semi-skilled</i>	0.2	0.3	0.3	0.2	0.2	0.2	0.2
6.4.3	Berkemahiran Rendah <i>Low-skilled</i>	2.9	3.0	2.8	2.3	2.6	2.5	2.6
6.5	Kewangan, insurans, hartanah & perkhidmatan perniagaan <i>Finance, insurance, real estate &amp; business services</i>	1.0	1.2	1.2	1.1	1.2	1.1	1.1
6.5.1	Mahir <i>Skilled</i>	1.9	2.2	2.2	2.0	2.2	2.0	1.9
6.5.2	Separuh Mahir <i>Semi-skilled</i>	0.3	0.3	0.3	0.3	0.3	0.2	0.3
6.5.3	Berkemahiran Rendah <i>Low-skilled</i>	0.7	0.6	0.8	0.8	0.9	0.9	0.8
6.6	Perkhidmatan lain <i>Other services</i>	0.4	0.7	0.5	0.5	0.4	0.4	0.4
6.6.1	Mahir <i>Skilled</i>	0.3	0.6	0.4	0.4	0.4	0.3	0.3
6.6.2	Separuh Mahir <i>Semi-skilled</i>	0.5	0.6	0.5	0.6	0.5	0.5	0.5
6.6.3	Berkemahiran Rendah <i>Low-skilled</i>	0.7	1.1	0.7	0.6	0.5	0.6	0.6

4.4c

**Kadar Kekosongan Suku Tahunan mengikut Aktiviti Ekonomi dan Kemahiran, ST1 2022 - ST1 2025 (samb.)**
*Quarterly Rate of Vacancies by Economic Activity and Skill, Q1 2022 - Q1 2025 (cont'd)*

(%)

Suku Tahunan/ <i>Quarterly</i>						Aktiviti Ekonomi <i>Economic Activity</i>		
2023	2024				2025			
IV	I	II	III	IV	I <sup>P</sup>			
0.2	0.2	0.2	0.2	0.2	0.2	Makanan & minuman dan penginapan <i>Food &amp; beverages and accommodation</i>	6.2	
0.2	0.2	0.2	0.2	0.2	0.3	Mahir <i>Skilled</i>	6.2.1	
0.3	0.3	0.3	0.3	0.3	0.3	Sepuluh Mahir <i>Semi-skilled</i>	6.2.2	
0.1	0.1	0.1	0.1	0.1	0.1	Berkemahiran Rendah <i>Low-skilled</i>	6.2.3	
0.3	0.3	0.3	0.3	0.3	0.3	Pengangkutan & penyimpanan <i>Transportation &amp; storage</i>	6.3	
0.3	0.3	0.3	0.4	0.4	0.4	Mahir <i>Skilled</i>	6.3.1	
0.3	0.3	0.3	0.3	0.3	0.3	Sepuluh Mahir <i>Semi-skilled</i>	6.3.2	
0.4	0.4	0.3	0.4	0.3	0.4	Berkemahiran Rendah <i>Low-skilled</i>	6.3.3	
0.4	0.4	0.4	0.4	0.4	0.4	Maklumat & komunikasi <i>Information &amp; communication</i>	6.4	
0.2	0.2	0.2	0.2	0.2	0.2	Mahir <i>Skilled</i>	6.4.1	
0.1	0.1	0.1	0.1	0.1	0.2	Sepuluh Mahir <i>Semi-skilled</i>	6.4.2	
2.6	2.6	2.7	2.8	2.7	2.7	Berkemahiran Rendah <i>Low-skilled</i>	6.4.3	
1.0	1.0	1.0	1.0	1.0	1.0	Kewangan, insurans, hartanah & perkhidmatan perniagaan <i>Finance, insurance, real estate &amp; business services</i>	6.5	
1.7	1.7	1.6	1.6	1.6	1.6	Mahir <i>Skilled</i>	6.5.1	
0.3	0.3	0.3	0.3	0.3	0.3	Sepuluh Mahir <i>Semi-skilled</i>	6.5.2	
0.8	0.8	0.8	0.9	0.8	0.8	Berkemahiran Rendah <i>Low-skilled</i>	6.5.3	
0.4	0.4	0.4	0.4	0.4	0.4	Perkhidmatan lain <i>Other services</i>	6.6	
0.3	0.2	0.3	0.3	0.3	0.2	Mahir <i>Skilled</i>	6.6.1	
0.4	0.5	0.5	0.5	0.5	0.5	Sepuluh Mahir <i>Semi-skilled</i>	6.6.2	
0.6	0.4	0.5	0.5	0.5	0.5	Berkemahiran Rendah <i>Low-skilled</i>	6.6.3	

('000)

Aktiviti Ekonomi <i>Economic Activity</i>		2021	2022	2023	2024
<b>1</b>	<b>Jumlah <i>Total</i></b>	<b>69.49</b>	<b>116.65</b>	<b>126.47</b>	<b>127.24</b>
<b>2</b>	<b>Pertanian <i>Agriculture</i></b>	<b>3.39</b>	<b>5.97</b>	<b>6.17</b>	<b>5.21</b>
<b>3</b>	<b>Perlombongan &amp; Pengkuarian <i>Mining &amp; Quarrying</i></b>	<b>0.33</b>	<b>0.43</b>	<b>0.68</b>	<b>0.86</b>
<b>4</b>	<b>Pembuatan <i>Manufacturing</i></b>	<b>29.19</b>	<b>37.49</b>	<b>41.52</b>	<b>43.44</b>
4.1	Prosesan makanan, minuman & produk tembakau <i>Food processing, beverages &amp; tobacco products</i>	1.01	2.24	2.81	2.67
4.2	Produk tekstil, pakaian & kulit <i>Textiles, wearing apparel &amp; leather products</i>	1.37	1.72	1.69	1.74
4.3	Produk kayu, perabot, keluaran kertas & percetakan <i>Wood products, furniture, paper products &amp; printing</i>	2.00	3.23	3.42	3.38
4.4	Produk petroleum, kimia, getah & plastik <i>Petroleum, chemical, rubber &amp; plastic products</i>	8.12	9.70	10.65	11.26
4.5	Produk mineral bukan logam, logam asas & produk logam yang direka <i>Non-metallic mineral products, basic metal &amp; fabricated metal products</i>	3.37	4.51	5.07	5.51
4.6	Produk elektrik, elektronik & optikal <i>Electrical, electronic &amp; optical products</i>	11.46	13.19	14.22	15.51
4.7	Peralatan pengangkutan, pembuatan lain & pembaikan <i>Transport equipment, other manufacturing &amp; repair</i>	1.86	2.90	3.66	3.37
<b>5</b>	<b>Pembinaan <i>Construction</i></b>	<b>10.76</b>	<b>13.37</b>	<b>14.68</b>	<b>14.55</b>
<b>6</b>	<b>Perkhidmatan <i>Services</i></b>	<b>25.82</b>	<b>59.39</b>	<b>63.43</b>	<b>63.19</b>
6.1	Perdagangan borong & runcit <i>Wholesale &amp; retail trade</i>	9.02	26.57	34.91	35.84
6.2	Makanan & minuman dan penginapan <i>Food &amp; beverages and accommodation</i>	1.07	3.10	4.28	3.43
6.3	Pengangkutan & penyimpanan <i>Transportation &amp; storage</i>	3.02	6.95	5.45	5.77
6.4	Maklumat & komunikasi <i>Information &amp; communication</i>	2.64	4.64	2.32	2.32
6.5	Kewangan, insurans, hartanah & perkhidmatan perniagaan <i>Finance, insurance, real estate &amp; business services</i>	7.62	11.27	10.99	10.33
6.6	Perkhidmatan lain <i>Other services</i>	2.47	6.85	5.48	5.51

(%)

Aktiviti Ekonomi <i>Economic Activity</i>		2021	2022	2023	2024
<b>1</b>	<b>Jumlah Total</b>	<b>100.0</b>	<b>100.0</b>	<b>100.0</b>	<b>100.0</b>
<b>2</b>	<b>Pertanian</b> <i>Agriculture</i>	<b>4.8</b>	<b>5.1</b>	<b>4.9</b>	<b>4.1</b>
<b>3</b>	<b>Perlombongan &amp; Pengkuarian</b> <i>Mining &amp; Quarrying</i>	<b>0.5</b>	<b>0.4</b>	<b>0.5</b>	<b>0.7</b>
<b>4</b>	<b>Pembuatan</b> <i>Manufacturing</i>	<b>42.0</b>	<b>32.1</b>	<b>32.8</b>	<b>34.1</b>
4.1	Prosesan makanan, minuman & produk tembakau <i>Food processing, beverages &amp; tobacco products</i>	1.5	1.9	2.2	2.1
4.2	Produk tekstil, pakaian & kulit <i>Textiles, wearing apparel &amp; leather products</i>	2.0	1.5	1.3	1.4
4.3	Produk kayu, perabot, keluaran kertas & percetakan <i>Wood products, furniture, paper products &amp; printing</i>	2.9	2.8	2.7	2.7
4.4	Produk petroleum, kimia, getah & plastik <i>Petroleum, chemical, rubber &amp; plastic products</i>	11.7	8.3	8.4	8.8
4.5	Produk mineral bukan logam, logam asas & produk logam yang direka <i>Non-metallic mineral products, basic metal &amp; fabricated metal products</i>	4.9	3.9	4.0	4.3
4.6	Produk elektrik, elektronik & optikal <i>Electrical, electronic &amp; optical products</i>	16.5	11.3	11.2	12.2
4.7	Peralatan pengangkutan, pembuatan lain & pembaikan <i>Transport equipment, other manufacturing &amp; repair</i>	2.7	2.5	2.9	2.7
<b>5</b>	<b>Pembinaan</b> <i>Construction</i>	<b>15.5</b>	<b>11.5</b>	<b>11.6</b>	<b>11.4</b>
<b>6</b>	<b>Perkhidmatan</b> <i>Services</i>	<b>37.2</b>	<b>50.9</b>	<b>50.2</b>	<b>49.7</b>
6.1	Perdagangan borong & runcit <i>Wholesale &amp; retail trade</i>	13.0	22.8	27.6	28.2
6.2	Makanan & minuman dan penginapan <i>Food &amp; beverages and accommodation</i>	1.5	2.7	3.4	2.7
6.3	Pengangkutan & penyimpanan <i>Transportation &amp; storage</i>	4.3	6.0	4.3	4.5
6.4	Maklumat & komunikasi <i>Information &amp; communication</i>	3.8	4.0	1.8	1.8
6.5	Kewangan, insurans, hartanah & perkhidmatan perniagaan <i>Finance, insurance, real estate &amp; business services</i>	11.0	9.7	8.7	8.1
6.6	Perkhidmatan lain <i>Other services</i>	3.5	5.9	4.3	4.3

('000)

Aktiviti Ekonomi <i>Economic Activity</i>		Suku Tahunan/ <i>Quarterly</i>						
		2022				2023		
		I	II	III	IV	I	II	III
<b>1</b>	<b>Jumlah <i>Total</i></b>	<b>25.84</b>	<b>29.40</b>	<b>30.53</b>	<b>30.89</b>	<b>31.71</b>	<b>31.70</b>	<b>31.99</b>
<b>2</b>	<b>Pertanian <i>Agriculture</i></b>	<b>1.51</b>	<b>1.41</b>	<b>1.39</b>	<b>1.67</b>	<b>1.67</b>	<b>1.65</b>	<b>1.43</b>
<b>3</b>	<b>Perlombongan &amp; Pengkuarian <i>Mining &amp; Quarrying</i></b>	<b>0.10</b>	<b>0.10</b>	<b>0.11</b>	<b>0.13</b>	<b>0.13</b>	<b>0.12</b>	<b>0.20</b>
<b>4</b>	<b>Pembuatan <i>Manufacturing</i></b>	<b>8.60</b>	<b>9.00</b>	<b>9.80</b>	<b>10.10</b>	<b>10.54</b>	<b>10.05</b>	<b>10.38</b>
4.1	Prosesan makanan, minuman & produk tembakau <i>Food processing, beverages &amp; tobacco products</i>	0.49	0.52	0.58	0.65	0.72	0.67	0.76
4.2	Produk tekstil, pakaian & kulit <i>Textiles, wearing apparel &amp; leather products</i>	0.43	0.42	0.43	0.44	0.44	0.41	0.41
4.3	Produk kayu, perabot, keluaran kertas & percetakan <i>Wood products, furniture, paper products &amp; printing</i>	0.73	0.77	0.84	0.89	0.92	0.85	0.90
4.4	Produk petroleum, kimia, getah & plastik <i>Petroleum, chemical, rubber &amp; plastic products</i>	2.30	2.33	2.48	2.60	2.76	2.50	2.67
4.5	Produk mineral bukan logam, logam asas & produk logam yang direka <i>Non-metallic mineral products, basic metal &amp; fabricated metal products</i>	1.04	1.06	1.18	1.22	1.27	1.14	1.29
4.6	Produk elektrik, elektronik & optikal <i>Electrical, electronic &amp; optical products</i>	2.97	3.22	3.52	3.48	3.49	3.53	3.50
4.7	Peralatan pengangkutan, pembuatan lain & pembaikan <i>Transport equipment, other manufacturing &amp; repair</i>	0.64	0.68	0.77	0.81	0.94	0.95	0.85
<b>5</b>	<b>Pembinaan <i>Construction</i></b>	<b>3.34</b>	<b>3.45</b>	<b>3.50</b>	<b>3.08</b>	<b>3.25</b>	<b>3.62</b>	<b>4.06</b>
<b>6</b>	<b>Perkhidmatan <i>Services</i></b>	<b>12.29</b>	<b>15.45</b>	<b>15.73</b>	<b>15.91</b>	<b>16.12</b>	<b>16.25</b>	<b>15.92</b>
6.1	Perdagangan borong & runcit <i>Wholesale &amp; retail trade</i>	4.73	6.66	6.79	8.39	8.65	8.82	8.55
6.2	Makanan & minuman dan penginapan <i>Food &amp; beverages and accommodation</i>	0.71	0.52	0.88	1.00	0.95	1.19	1.10
6.3	Pengangkutan & penyimpanan <i>Transportation &amp; storage</i>	1.94	1.74	2.01	1.26	1.36	1.51	1.40
6.4	Maklumat & komunikasi <i>Information &amp; communication</i>	1.19	1.35	1.35	0.76	0.81	0.57	0.58
6.5	Kewangan, insurans, hartanah & perkhidmatan perniagaan <i>Finance, insurance, real estate &amp; business services</i>	2.43	3.27	2.85	2.72	2.85	2.84	2.79
6.6	Perkhidmatan lain <i>Other services</i>	1.30	1.91	1.85	1.79	1.50	1.33	1.50

('000)

Suku Tahunan/Quarterly						Aktiviti Ekonomi Economic Activity		
2023	2024				2025			
IV	I	II	III	IV	I <sup>P</sup>			
31.06	32.14	31.86	31.79	31.46	33.22	<b>Jumlah Total</b>	<b>1</b>	
1.42	1.48	1.28	1.24	1.21	1.31	<b>Pertanian Agriculture</b>	<b>2</b>	
0.22	0.21	0.22	0.21	0.22	0.24	<b>Perlombongan &amp; Pengkuarian Mining &amp; Quarrying</b>	<b>3</b>	
10.55	10.73	10.81	10.94	10.97	12.13	<b>Pembuatan Manufacturing</b>	<b>4</b>	
0.67	0.74	0.63	0.66	0.64	0.86	Prosesan makanan, minuman & produk tembakau Food processing, beverages & tobacco products	4.1	
0.43	0.46	0.40	0.43	0.44	0.50	Produk tekstil, pakaian & kulit Textiles, wearing apparel & leather products	4.2	
0.75	0.74	0.75	0.87	1.01	0.90	Produk kayu, perabot, keluaran kertas & percetakan Wood products, furniture, paper products & printing	4.3	
2.72	2.74	2.74	2.90	2.87	3.15	Produk petroleum, kimia, getah & plastik Petroleum, chemical, rubber & plastic products	4.4	
1.36	1.42	1.50	1.33	1.27	1.56	Produk mineral bukan logam, logam asas & produk logam yang direka Non-metallic mineral products, basic metal & fabricated metal products	4.5	
3.71	3.72	3.88	3.96	3.95	4.24	Produk elektrik, elektronik & optikal Electrical, electronic & optical products	4.6	
0.91	0.90	0.91	0.78	0.78	0.94	Peralatan pengangkutan, pembuatan lain & pembaikan Transport equipment, other manufacturing & repair	4.7	
3.74	3.81	3.70	3.67	3.37	3.58	<b>Pembinaan Construction</b>	<b>5</b>	
15.13	15.91	15.85	15.73	15.70	15.97	<b>Perkhidmatan Services</b>	<b>6</b>	
8.89	8.99	8.69	9.04	9.12	8.82	Perdagangan borong & runcit Wholesale & retail trade	6.1	
1.04	1.07	0.78	0.83	0.75	0.68	Makanan & minuman dan penginapan Food & beverages and accommodation	6.2	
1.18	1.26	1.52	1.46	1.52	1.35	Pengangkutan & penyimpanan Transportation & storage	6.3	
0.36	0.52	0.60	0.57	0.63	0.76	Maklumat & komunikasi Information & communication	6.4	
2.52	2.73	2.86	2.46	2.28	2.77	Kewangan, insurans, hartanah & perkhidmatan perniagaan Finance, insurance, real estate & business services	6.5	
1.15	1.34	1.41	1.37	1.39	1.59	Perkhidmatan lain Other services	6.6	

Aktiviti Ekonomi Economic Activity		Suku Tahunan/Quarterly						
		2022				2023		
		I	II	III	IV	I	II	III
1	<b>Jumlah Total</b>	<b>100.0</b>	<b>100.0</b>	<b>100.0</b>	<b>100.0</b>	<b>100.0</b>	<b>100.0</b>	<b>100.0</b>
2	<b>Pertanian Agriculture</b>	<b>5.8</b>	<b>4.8</b>	<b>4.6</b>	<b>5.4</b>	<b>5.3</b>	<b>5.2</b>	<b>4.5</b>
3	<b>Perlombongan &amp; Pengkuarian Mining &amp; Quarrying</b>	<b>0.4</b>	<b>0.3</b>	<b>0.4</b>	<b>0.4</b>	<b>0.4</b>	<b>0.4</b>	<b>0.6</b>
4	<b>Pembuatan Manufacturing</b>	<b>33.3</b>	<b>30.6</b>	<b>32.0</b>	<b>32.7</b>	<b>33.2</b>	<b>31.7</b>	<b>32.4</b>
4.1	Prosesan makanan, minuman & produk tembakau Food processing, beverages & tobacco products	1.9	1.8	1.9	2.1	2.3	2.1	2.4
4.2	Produk tekstil, pakaian & kulit Textiles, wearing apparel & leather products	1.7	1.4	1.4	1.4	1.4	1.3	1.3
4.3	Produk kayu, perabot, keluaran kertas & percetakan Wood products, furniture, paper products & printing	2.8	2.6	2.7	2.9	2.9	2.7	2.8
4.4	Produk petroleum, kimia, getah & plastik Petroleum, chemical, rubber & plastic products	8.9	7.9	8.1	8.4	8.7	7.9	8.4
4.5	Produk mineral bukan logam, logam asas & produk logam yang direka Non-metallic mineral products, basic metal & fabricated metal products	4.0	3.6	3.9	4.0	4.0	3.6	4.0
4.6	Produk elektrik, elektronik & optikal Electrical, electronic & optical products	11.5	10.9	11.5	11.3	11.0	11.1	10.9
4.7	Peralatan pengangkutan, pembuatan lain & pembaikan Transport equipment, other manufacturing & repair	2.5	2.3	2.5	2.6	3.0	3.0	2.7
5	<b>Pembinaan Construction</b>	<b>12.9</b>	<b>11.8</b>	<b>11.5</b>	<b>10.0</b>	<b>10.3</b>	<b>11.4</b>	<b>12.7</b>
6	<b>Perkhidmatan Services</b>	<b>47.6</b>	<b>52.5</b>	<b>51.5</b>	<b>51.5</b>	<b>50.8</b>	<b>51.3</b>	<b>49.8</b>
6.1	Perdagangan borong & runcit Wholesale & retail trade	18.3	22.6	22.3	27.2	27.3	27.8	26.7
6.2	Makanan & minuman dan penginapan Food & beverages and accommodation	2.7	1.8	2.9	3.2	3.0	3.8	3.4
6.3	Pengangkutan & penyimpanan Transportation & storage	7.5	5.9	6.6	4.1	4.3	4.8	4.4
6.4	Maklumat & komunikasi Information & communication	4.6	4.6	4.4	2.5	2.6	1.8	1.8
6.5	Kewangan, insurans, hartanah & perkhidmatan perniagaan Finance, insurance, real estate & business services	9.4	11.1	9.3	8.8	9.0	8.9	8.7
6.6	Perkhidmatan lain Other services	5.0	6.5	6.1	5.8	4.7	4.2	4.7

(%)

Suku Tahunan/Quarterly						Aktiviti Ekonomi Economic Activity	
2023	2024				2025		
IV	I	II	III	IV	IP		
100.0	100.0	100.0	100.0	100.0	100.0	Jumlah Total	1
4.6	4.6	4.0	3.9	3.8	3.9	Pertanian Agriculture	2
0.7	0.7	0.7	0.7	0.7	0.7	Perlombongan & Pengkuarian Mining & Quarrying	3
34.0	33.3	33.9	34.4	34.9	36.5	Pembuatan Manufacturing	4
2.2	2.3	2.0	2.1	2.0	2.6	Prosesan makanan, minuman & produk tembakau Food processing, beverages & tobacco products	4.1
1.4	1.4	1.3	1.4	1.4	1.5	Produk tekstil, pakaian & kulit Textiles, wearing apparel & leather products	4.2
2.4	2.3	2.4	2.7	3.2	2.7	Produk kayu, perabot, keluaran kertas & percetakan Wood products, furniture, paper products & printing	4.3
8.7	8.5	8.6	9.1	9.1	9.5	Produk petroleum, kimia, getah & plastik Petroleum, chemical, rubber & plastic products	4.4
4.4	4.4	4.7	4.2	4.0	4.7	Produk mineral bukan logam, logam asas & produk logam yang direka Non-metallic mineral products, basic metal & fabricated metal products	4.5
11.9	11.6	12.2	12.5	12.6	12.8	Produk elektrik, elektronik & optikal Electrical, electronic & optical products	4.6
2.9	2.8	2.9	2.5	2.5	2.8	Peralatan pengangkutan, pembuatan lain & pembaikan Transport equipment, other manufacturing & repair	4.7
12.0	11.9	11.6	11.5	10.7	10.8	Pembinaan Construction	5
48.7	49.5	49.8	49.5	49.9	48.1	Perkhidmatan Services	6
28.6	28.0	27.3	28.4	29.0	26.6	Perdagangan borong & runcit Wholesale & retail trade	6.1
3.3	3.3	2.4	2.6	2.4	2.1	Makanan & minuman dan penginapan Food & beverages and accommodation	6.2
3.8	3.9	4.8	4.6	4.8	4.0	Pengangkutan & penyimpanan Transportation & storage	6.3
1.2	1.6	1.9	1.8	2.0	2.3	Maklumat & komunikasi Information & communication	6.4
8.1	8.5	9.0	7.7	7.3	8.3	Kewangan, insurans, hartanah & perkhidmatan perniagaan Finance, insurance, real estate & business services	6.5
3.7	4.2	4.4	4.3	4.4	4.8	Perkhidmatan lain Other services	6.6

('000)

Aktiviti Ekonomi <i>Economic Activity</i>		2021	2022	2023	2024
<b>1</b>	<b>Jumlah Total</b>	<b>69.49</b>	<b>116.65</b>	<b>126.47</b>	<b>127.24</b>
1.1	Mahir <i>Skilled</i>	20.79	34.47	35.61	34.18
1.2	Separuh Mahir <i>Semi-skilled</i>	43.04	70.98	78.62	79.76
1.3	Berkemahiran Rendah <i>Low-skilled</i>	5.66	11.20	12.24	13.30
<b>2</b>	<b>Pertanian Agriculture</b>	<b>3.39</b>	<b>5.97</b>	<b>6.17</b>	<b>5.21</b>
2.1	Mahir <i>Skilled</i>	0.38	0.66	0.80	0.62
2.2	Separuh Mahir <i>Semi-skilled</i>	2.74	4.96	5.05	4.33
2.3	Berkemahiran Rendah <i>Low-skilled</i>	0.27	0.35	0.32	0.26
<b>3</b>	<b>Perlombongan &amp; Pengkuarian Mining &amp; Quarrying</b>	<b>0.33</b>	<b>0.43</b>	<b>0.68</b>	<b>0.86</b>
3.1	Mahir <i>Skilled</i>	0.03	0.06	0.13	0.21
3.2	Separuh Mahir <i>Semi-skilled</i>	0.28	0.33	0.47	0.54
3.3	Berkemahiran Rendah <i>Low-skilled</i>	0.02	0.04	0.07	0.11
<b>4</b>	<b>Pembuatan Manufacturing</b>	<b>29.19</b>	<b>37.49</b>	<b>41.52</b>	<b>43.44</b>
4.1	Prosesan makanan, minuman & produk tembakau <i>Food processing, beverages &amp; tobacco products</i>	1.01	2.24	2.81	2.67
4.1.1	Mahir <i>Skilled</i>	0.42	0.86	1.08	1.06
4.1.2	Separuh Mahir <i>Semi-skilled</i>	0.19	0.70	0.94	0.93
4.1.3	Berkemahiran Rendah <i>Low-skilled</i>	0.40	0.67	0.79	0.68
4.2	Produk tekstil, pakaian & kulit <i>Textiles, wearing apparel &amp; leather products</i>	1.37	1.72	1.69	1.74
4.2.1	Mahir <i>Skilled</i>	0.02	0.07	0.08	0.09
4.2.2	Separuh Mahir <i>Semi-skilled</i>	1.11	1.38	1.35	1.39
4.2.3	Berkemahiran Rendah <i>Low-skilled</i>	0.24	0.28	0.26	0.26

('000)

Aktiviti Ekonomi <i>Economic Activity</i>		2021	2022	2023	2024
4.3	Produk kayu, perabot, keluaran kertas & percetakan <i>Wood products, furniture, paper products &amp; printing</i>	2.00	3.23	3.42	3.38
4.3.1	Mahir <i>Skilled</i>	0.66	0.99	1.06	0.90
4.3.2	Separuh Mahir <i>Semi-skilled</i>	1.28	2.19	2.28	2.35
4.3.3	Berkemahiran Rendah <i>Low-skilled</i>	0.07	0.06	0.08	0.12
4.4	Produk petroleum, kimia, getah & plastik <i>Petroleum, chemical, rubber &amp; plastic products</i>	8.12	9.70	10.65	11.26
4.4.1	Mahir <i>Skilled</i>	1.42	2.16	2.36	2.58
4.4.2	Separuh Mahir <i>Semi-skilled</i>	5.64	6.65	7.30	7.68
4.4.3	Berkemahiran Rendah <i>Low-skilled</i>	1.06	0.89	0.99	1.00
4.5	Produk mineral bukan logam, logam asas & produk logam yang direka <i>Non-metallic mineral products, basic metal &amp; fabricated metal products</i>	3.37	4.51	5.07	5.51
4.5.1	Mahir <i>Skilled</i>	0.60	0.87	1.13	1.18
4.5.2	Separuh Mahir <i>Semi-skilled</i>	2.23	2.86	3.12	3.49
4.5.3	Berkemahiran Rendah <i>Low-skilled</i>	0.55	0.78	0.81	0.85
4.6	Produk elektrik, elektronik & optikal <i>Electrical, electronic &amp; optical products</i>	11.46	13.19	14.22	15.51
4.6.1	Mahir <i>Skilled</i>	1.11	2.09	2.49	2.65
4.6.2	Separuh Mahir <i>Semi-skilled</i>	9.99	10.69	11.30	12.26
4.6.3	Berkemahiran Rendah <i>Low-skilled</i>	0.36	0.40	0.44	0.61
4.7	Peralatan pengangkutan, pembuatan lain & pembaikan <i>Transport equipment, other manufacturing &amp; repair</i>	1.86	2.90	3.66	3.37
4.7.1	Mahir <i>Skilled</i>	0.68	0.74	0.89	0.86
4.7.2	Separuh Mahir <i>Semi-skilled</i>	1.12	2.04	2.62	2.32
4.7.3	Berkemahiran Rendah <i>Low-skilled</i>	0.05	0.12	0.15	0.19
<b>5</b>	<b>Pembinaan</b> <i>Construction</i>	<b>10.76</b>	<b>13.37</b>	<b>14.68</b>	<b>14.55</b>
5.1	Mahir <i>Skilled</i>	1.22	1.43	1.94	1.78
5.2	Separuh Mahir <i>Semi-skilled</i>	8.38	10.65	10.90	10.93
5.3	Berkemahiran Rendah <i>Low-skilled</i>	1.16	1.30	1.84	1.83

('000)

Aktiviti Ekonomi <i>Economic Activity</i>		2021	2022	2023	2024
<b>6</b>	<b>Perkhidmatan <i>Services</i></b>	<b>25.82</b>	<b>59.39</b>	<b>63.43</b>	<b>63.19</b>
6.1	Mahir <i>Skilled</i>	14.27	24.54	23.65	22.25
6.2	Separuh Mahir <i>Semi-skilled</i>	10.07	28.54	33.29	33.54
6.3	Berkemahiran Rendah <i>Low-skilled</i>	1.48	6.31	6.49	7.40
6.1	Perdagangan borong & runcit <i>Wholesale &amp; retail trade</i>	9.02	26.57	34.91	35.84
6.1.1	Mahir <i>Skilled</i>	2.66	5.39	6.93	6.66
6.1.2	Separuh Mahir <i>Semi-skilled</i>	5.78	18.05	25.01	25.78
6.1.3	Berkemahiran Rendah <i>Low-skilled</i>	0.58	3.12	2.98	3.40
6.2	Makanan & minuman & penginapan <i>Food &amp; beverages &amp; accommodation</i>	1.07	3.10	4.28	3.43
6.2.1	Mahir <i>Skilled</i>	0.23	0.93	1.72	1.41
6.2.2	Separuh Mahir <i>Semi-skilled</i>	0.76	1.83	2.01	1.68
6.2.3	Berkemahiran Rendah <i>Low-skilled</i>	0.08	0.35	0.55	0.34
6.3	Pengangkutan & penyimpanan <i>Transportation &amp; storage</i>	3.02	6.95	5.45	5.77
6.3.1	Mahir <i>Skilled</i>	1.44	3.17	3.32	3.84
6.3.2	Separuh Mahir <i>Semi-skilled</i>	1.18	3.21	1.38	1.24
6.3.3	Berkemahiran Rendah <i>Low-skilled</i>	0.40	0.57	0.75	0.68
6.4	Maklumat & komunikasi <i>Information &amp; communication</i>	2.64	4.64	2.32	2.32
6.4.1	Mahir <i>Skilled</i>	1.77	3.05	1.16	0.86
6.4.2	Separuh Mahir <i>Semi-skilled</i>	0.80	1.28	0.87	1.00
6.4.3	Berkemahiran Rendah <i>Low-skilled</i>	0.07	0.32	0.29	0.46
6.5	Kewangan, insurans, hartanah & perkhidmatan perniagaan <i>Finance, insurance, real estate &amp; business services</i>	7.62	11.27	10.99	10.33
6.5.1	Mahir <i>Skilled</i>	6.69	8.93	8.42	7.27
6.5.2	Separuh Mahir <i>Semi-skilled</i>	0.73	1.33	1.64	1.77
6.5.3	Berkemahiran Rendah <i>Low-skilled</i>	0.19	1.00	0.94	1.29
6.6	Perkhidmatan lain <i>Other services</i>	2.47	6.85	5.48	5.51
6.6.1	Mahir <i>Skilled</i>	1.48	3.06	2.11	2.22
6.6.2	Separuh Mahir <i>Semi-skilled</i>	0.83	2.85	2.38	2.07
6.6.3	Berkemahiran Rendah <i>Low-skilled</i>	0.16	0.94	0.99	1.22

5.3b

## Peratus Sumbangan Pewujudan Jawatan Tahunan mengikut Aktiviti Ekonomi dan Kemahiran, 2021 - 2024

Annual Percentage Share of Jobs Created by Economic Activity and Skill, 2021 - 2024

(%)

Aktiviti Ekonomi <i>Economic Activity</i>		2021	2022	2023	2024
<b>1</b>	<b>Jumlah Total</b>	<b>100.0</b>	<b>100.0</b>	<b>100.0</b>	<b>100.0</b>
1.1	Mahir <i>Skilled</i>	30.0	29.5	28.2	26.9
1.2	Separuh Mahir <i>Semi-skilled</i>	61.9	60.9	62.1	62.7
1.3	Berkemahiran Rendah <i>Low-skilled</i>	8.1	9.6	9.7	10.4
<b>2</b>	<b>Pertanian <i>Agriculture</i></b>	<b>100.0</b>	<b>100.0</b>	<b>100.0</b>	<b>100.0</b>
2.1	Mahir <i>Skilled</i>	11.1	11.1	13.0	11.9
2.2	Separuh Mahir <i>Semi-skilled</i>	80.9	83.1	81.9	83.1
2.3	Berkemahiran Rendah <i>Low-skilled</i>	8.0	5.8	5.1	5.0
<b>3</b>	<b>Perlombongan &amp; Pengkuarian <i>Mining &amp; Quarrying</i></b>	<b>100.0</b>	<b>100.0</b>	<b>100.0</b>	<b>100.0</b>
3.1	Mahir <i>Skilled</i>	10.0	14.0	19.7	24.4
3.2	Separuh Mahir <i>Semi-skilled</i>	83.6	75.8	70.1	63.3
3.3	Berkemahiran Rendah <i>Low-skilled</i>	6.4	10.2	10.2	12.3
<b>4</b>	<b>Pembuatan <i>Manufacturing</i></b>	<b>100.0</b>	<b>100.0</b>	<b>100.0</b>	<b>100.0</b>
4.1	Mahir <i>Skilled</i>	16.7	20.7	21.9	21.5
4.2	Separuh Mahir <i>Semi-skilled</i>	73.9	70.7	69.6	70.0
4.3	Berkemahiran Rendah <i>Low-skilled</i>	9.4	8.6	8.5	8.5
4.1	Prosesan makanan, minuman & produk tembakau <i>Food processing, beverages &amp; tobacco products</i>	100.0	100.0	100.0	100.0
4.1.1	Mahir <i>Skilled</i>	41.5	38.6	38.5	39.7
4.1.2	Separuh Mahir <i>Semi-skilled</i>	19.1	31.3	33.4	34.8
4.1.3	Berkemahiran Rendah <i>Low-skilled</i>	39.4	30.1	28.1	25.5
4.2	Produk tekstil, pakaian & kulit <i>Textiles, wearing apparel &amp; leather products</i>	100.0	100.0	100.0	100.0
4.2.1	Mahir <i>Skilled</i>	1.3	3.8	4.9	5.4
4.2.2	Separuh Mahir <i>Semi-skilled</i>	81.1	79.8	79.6	79.8
4.2.3	Berkemahiran Rendah <i>Low-skilled</i>	17.6	16.4	15.5	14.8

(%)

Aktiviti Ekonomi <i>Economic Activity</i>		2021	2022	2023	2024
4.3	Produk kayu, perabot, keluaran kertas & percetakan <i>Wood products, furniture, paper products &amp; printing</i>	100.0	100.0	100.0	100.0
4.3.1	Mahir <i>Skilled</i>	32.7	30.5	30.9	26.7
4.3.2	Separuh Mahir <i>Semi-skilled</i>	63.9	67.6	66.8	69.6
4.3.3	Berkemahiran Rendah <i>Low-skilled</i>	3.4	1.9	2.3	3.7
4.4	Produk petroleum, kimia, getah & plastik <i>Petroleum, chemical, rubber &amp; plastic products</i>	100.0	100.0	100.0	100.0
4.4.1	Mahir <i>Skilled</i>	17.4	22.3	22.1	22.9
4.4.2	Separuh Mahir <i>Semi-skilled</i>	69.5	68.5	68.6	68.2
4.4.3	Berkemahiran Rendah <i>Low-skilled</i>	13.1	9.2	9.3	8.9
4.5	Produk mineral bukan logam, logam asas & produk logam yang direka <i>Non-metallic mineral products, basic metal &amp; fabricated metal products</i>	100.0	100.0	100.0	100.0
4.5.1	Mahir <i>Skilled</i>	17.6	19.2	22.4	21.4
4.5.2	Separuh Mahir <i>Semi-skilled</i>	66.0	63.4	61.6	63.3
4.5.3	Berkemahiran Rendah <i>Low-skilled</i>	16.4	17.4	16.0	15.3
4.6	Produk elektrik, elektronik & optikal <i>Electrical, electronic &amp; optical products</i>	100.0	100.0	100.0	100.0
4.6.1	Mahir <i>Skilled</i>	9.7	15.9	17.5	17.1
4.6.2	Separuh Mahir <i>Semi-skilled</i>	87.2	81.1	79.4	79.0
4.6.3	Berkemahiran Rendah <i>Low-skilled</i>	3.1	3.0	3.1	3.9
4.7	Peralatan pengangkutan, pembuatan lain & pembaikan <i>Transport equipment, other manufacturing &amp; repair</i>	100.0	100.0	100.0	100.0
4.7.1	Mahir <i>Skilled</i>	36.8	25.5	24.3	25.5
4.7.2	Separuh Mahir <i>Semi-skilled</i>	60.5	70.3	71.5	68.9
4.7.3	Berkemahiran Rendah <i>Low-skilled</i>	2.7	4.2	4.2	5.6
<b>5</b>	<b>Pembinaan</b> <i>Construction</i>	<b>100.0</b>	<b>100.0</b>	<b>100.0</b>	<b>100.0</b>
5.1	Mahir <i>Skilled</i>	11.3	10.7	13.2	12.3
5.2	Separuh Mahir <i>Semi-skilled</i>	77.9	79.6	74.3	75.1
5.3	Berkemahiran Rendah <i>Low-skilled</i>	10.8	9.7	12.5	12.6

(%)

Aktiviti Ekonomi <i>Economic Activity</i>		2021	2022	2023	2024
<b>6</b>	<b>Perkhidmatan <i>Services</i></b>	<b>100.0</b>	<b>100.0</b>	<b>100.0</b>	<b>100.0</b>
6.1	Mahir <i>Skilled</i>	55.3	41.3	37.3	35.2
6.2	Separuh Mahir <i>Semi-skilled</i>	39.0	48.1	52.5	53.1
6.3	Berkemahiran Rendah <i>Low-skilled</i>	5.7	10.6	10.2	11.7
6.1	Perdagangan borong & runcit <i>Wholesale &amp; retail trade</i>	100.0	100.0	100.0	100.0
6.1.1	Mahir <i>Skilled</i>	29.6	20.3	19.9	18.6
6.1.2	Separuh Mahir <i>Semi-skilled</i>	64.0	67.9	71.6	71.9
6.1.3	Berkemahiran Rendah <i>Low-skilled</i>	6.4	11.8	8.5	9.5
6.2	Makanan & minuman dan penginapan <i>Food &amp; beverages and accommodation</i>	100.0	100.0	100.0	100.0
6.2.1	Mahir <i>Skilled</i>	21.5	29.9	40.2	41.1
6.2.2	Separuh Mahir <i>Semi-skilled</i>	70.8	58.9	47.0	49.0
6.2.3	Berkemahiran Rendah <i>Low-skilled</i>	7.7	11.2	12.8	9.9
6.3	Pengangkutan & penyimpanan <i>Transportation &amp; storage</i>	100.0	100.0	100.0	100.0
6.3.1	Mahir <i>Skilled</i>	47.8	45.6	60.9	66.6
6.3.2	Separuh Mahir <i>Semi-skilled</i>	39.0	46.2	25.3	21.5
6.3.3	Berkemahiran Rendah <i>Low-skilled</i>	13.2	8.2	13.8	11.9
6.4	Maklumat & komunikasi <i>Information &amp; communication</i>	100.0	100.0	100.0	100.0
6.4.1	Mahir <i>Skilled</i>	67.0	65.6	50.0	36.9
6.4.2	Separuh Mahir <i>Semi-skilled</i>	30.3	27.5	37.6	43.1
6.4.3	Berkemahiran Rendah <i>Low-skilled</i>	2.7	6.9	12.4	20.0
6.5	Kewangan, insurans, hartanah & perkhidmatan perniagaan <i>Finance, insurance, real estate &amp; business services</i>	100.0	100.0	100.0	100.0
6.5.1	Mahir <i>Skilled</i>	87.9	79.3	76.6	70.4
6.5.2	Separuh Mahir <i>Semi-skilled</i>	9.6	11.8	14.9	17.1
6.5.3	Berkemahiran Rendah <i>Low-skilled</i>	2.5	8.9	8.5	12.5
6.6	Perkhidmatan lain <i>Other services</i>	100.0	100.0	100.0	100.0
6.6.1	Mahir <i>Skilled</i>	60.0	44.7	38.5	40.3
6.6.2	Separuh Mahir <i>Semi-skilled</i>	33.7	41.5	43.5	37.6
6.6.3	Berkemahiran Rendah <i>Low-skilled</i>	6.3	13.8	18.0	22.1

('000)

Aktiviti Ekonomi Economic Activity		Suku Tahunan/Quarterly						
		2022				2023		
		I	II	III	IV	I	II	III
<b>1</b>	<b>Jumlah Total</b>	<b>25.84</b>	<b>29.40</b>	<b>30.53</b>	<b>30.89</b>	<b>31.71</b>	<b>31.70</b>	<b>31.99</b>
	1.1 Mahir Skilled	8.04	9.27	8.51	8.65	8.62	9.17	9.23
	1.2 Separuh Mahir Semi-skilled	15.23	17.56	18.70	19.50	20.23	19.60	19.45
	1.3 Berkemahiran Rendah Low-skilled	2.57	2.58	3.32	2.74	2.86	2.94	3.31
<b>2</b>	<b>Pertanian Agriculture</b>	<b>1.51</b>	<b>1.41</b>	<b>1.39</b>	<b>1.67</b>	<b>1.67</b>	<b>1.65</b>	<b>1.43</b>
	2.1 Mahir Skilled	0.14	0.14	0.15	0.23	0.24	0.19	0.18
	2.2 Separuh Mahir Semi-skilled	1.28	1.19	1.16	1.33	1.34	1.42	1.16
	2.3 Berkemahiran Rendah Low-skilled	0.08	0.08	0.07	0.11	0.09	0.04	0.09
<b>3</b>	<b>Perombongan &amp; Pengkuarian Mining &amp; Quarrying</b>	<b>0.10</b>	<b>0.10</b>	<b>0.11</b>	<b>0.13</b>	<b>0.13</b>	<b>0.12</b>	<b>0.20</b>
	3.1 Mahir Skilled	0.01	0.01	0.01	0.02	0.03	0.01	0.05
	3.2 Separuh Mahir Semi-skilled	0.08	0.08	0.08	0.09	0.09	0.11	0.13
	3.3 Berkemahiran Rendah Low-skilled	0.01	0.01	0.01	0.01	0.01	0.01	0.02
<b>4</b>	<b>Pembuatan Manufacturing</b>	<b>8.60</b>	<b>9.00</b>	<b>9.80</b>	<b>10.10</b>	<b>10.54</b>	<b>10.05</b>	<b>10.38</b>
	4.1 Mahir Skilled	1.71	1.87	2.05	2.15	2.27	2.19	2.36
	4.2 Separuh Mahir Semi-skilled	6.13	6.36	6.92	7.09	7.36	7.09	7.09
	4.3 Berkemahiran Rendah Low-skilled	0.75	0.77	0.83	0.86	0.91	0.77	0.93
4.1	Prosesan makanan, minuman & produk tembakau Food processing, beverages & tobacco products	0.49	0.52	0.58	0.65	0.72	0.67	0.76
	4.1.1 Mahir Skilled	0.17	0.21	0.24	0.25	0.28	0.28	0.29
	4.1.2 Separuh Mahir Semi-skilled	0.17	0.15	0.18	0.21	0.24	0.24	0.26
	4.1.3 Berkemahiran Rendah Low-skilled	0.15	0.16	0.17	0.19	0.20	0.14	0.21

Suku Tahunan/Quarterly						Aktiviti Ekonomi Economic Activity		
2023	2024				2025			
IV	I	II	III	IV	IP			
31.06	32.14	31.86	31.79	31.46	33.22	Jumlah Total		1
8.59	8.85	8.50	8.39	8.43	8.93	Mahir Skilled	1.1	
19.34	19.90	20.02	20.13	19.70	20.78	Separuh Mahir Semi-skilled	1.2	
3.13	3.38	3.33	3.27	3.33	3.52	Berkemahiran Rendah Low-skilled	1.3	
1.42	1.48	1.28	1.24	1.21	1.31	Pertanian Agriculture		2
0.19	0.20	0.13	0.13	0.16	0.14	Mahir Skilled	2.1	
1.14	1.20	1.09	1.05	1.00	1.09	Separuh Mahir Semi-skilled	2.2	
0.09	0.09	0.06	0.06	0.06	0.08	Berkemahiran Rendah Low-skilled	2.3	
0.22	0.21	0.22	0.21	0.22	0.24	Perlombongan & Pengkuarian Mining & Quarrying		3
0.05	0.03	0.08	0.05	0.05	0.06	Mahir Skilled	3.1	
0.14	0.16	0.11	0.13	0.14	0.15	Separuh Mahir Semi-skilled	3.2	
0.03	0.02	0.04	0.03	0.02	0.03	Berkemahiran Rendah Low-skilled	3.3	
10.55	10.73	10.81	10.94	10.97	12.13	Pembuatan Manufacturing		4
2.27	2.30	2.26	2.37	2.39	2.58	Mahir Skilled	4.1	
7.37	7.43	7.61	7.70	7.67	8.59	Separuh Mahir Semi-skilled	4.2	
0.92	1.00	0.94	0.87	0.91	0.97	Berkemahiran Rendah Low-skilled	4.3	
0.67	0.74	0.63	0.66	0.64	0.86	Prosesan makanan, minuman & produk tembakau Food processing, beverages & tobacco products		4.1
0.23	0.27	0.23	0.29	0.27	0.35	Mahir Skilled	4.1.1	
0.20	0.25	0.23	0.23	0.23	0.33	Separuh Mahir Semi-skilled	4.1.2	
0.24	0.23	0.17	0.14	0.14	0.18	Berkemahiran Rendah Low-skilled	4.1.3	

Aktiviti Ekonomi Economic Activity		Suku Tahunan/Quarterly						
		2022				2023		
		I	II	III	IV	I	II	III
4.2	Produk tekstil, pakaian & kulit <i>Textiles, wearing apparel &amp; leather products</i>	0.43	0.42	0.43	0.44	0.44	0.41	0.41
	4.2.1 Mahir <i>Skilled</i>	0.02	0.02	0.02	0.02	0.02	0.02	0.02
	4.2.2 Separuh Mahir <i>Semi-skilled</i>	0.35	0.33	0.34	0.35	0.35	0.33	0.32
	4.2.3 Berkemahiran Rendah <i>Low-skilled</i>	0.07	0.07	0.07	0.07	0.07	0.06	0.07
4.3	Produk kayu, perabot, keluaran kertas & percetakan <i>Wood products, furniture, paper products &amp; printing</i>	0.73	0.77	0.84	0.89	0.92	0.85	0.90
	4.3.1 Mahir <i>Skilled</i>	0.21	0.24	0.26	0.29	0.31	0.26	0.26
	4.3.2 Separuh Mahir <i>Semi-skilled</i>	0.52	0.52	0.57	0.59	0.59	0.57	0.61
	4.3.3 Berkemahiran Rendah <i>Low-skilled</i>	0.01	0.02	0.02	0.02	0.02	0.02	0.02
4.4	Produk petroleum, kimia, getah & plastik <i>Petroleum, chemical, rubber &amp; plastic products</i>	2.30	2.33	2.48	2.60	2.76	2.50	2.67
	4.4.1 Mahir <i>Skilled</i>	0.51	0.52	0.55	0.59	0.62	0.52	0.64
	4.4.2 Separuh Mahir <i>Semi-skilled</i>	1.57	1.60	1.70	1.79	1.90	1.76	1.76
	4.4.3 Berkemahiran Rendah <i>Low-skilled</i>	0.22	0.22	0.22	0.23	0.24	0.23	0.27
4.5	Produk mineral bukan logam, logam asas & produk logam yang direka <i>Non-metallic mineral products, basic metal &amp; fabricated metal products</i>	1.04	1.06	1.18	1.22	1.27	1.14	1.29
	4.5.1 Mahir <i>Skilled</i>	0.18	0.21	0.23	0.25	0.27	0.27	0.29
	4.5.2 Separuh Mahir <i>Semi-skilled</i>	0.68	0.67	0.75	0.76	0.77	0.68	0.80
	4.5.3 Berkemahiran Rendah <i>Low-skilled</i>	0.19	0.18	0.20	0.21	0.23	0.19	0.21

Suku Tahunan/Quarterly						Aktiviti Ekonomi Economic Activity	
2023	2024				2025		
IV	I	II	III	IV	I <sup>P</sup>		
0.43	0.46	0.40	0.43	0.44	0.50	Produk tekstil, pakaian & kulit Textiles, wearing apparel & leather products	4.2
0.02	0.03	0.02	0.02	0.02	0.03	Mahir Skilled	4.2.1
0.35	0.37	0.31	0.34	0.36	0.40	Separuh Mahir Semi-skilled	4.2.2
0.07	0.06	0.07	0.07	0.06	0.06	Berkemahiran Rendah Low-skilled	4.2.3
0.75	0.74	0.75	0.87	1.01	0.90	Produk kayu, perabot, keluaran kertas & percetakan Wood products, furniture, paper products & printing	4.3
0.23	0.22	0.21	0.24	0.24	0.29	Mahir Skilled	4.3.1
0.51	0.52	0.52	0.60	0.72	0.55	Separuh Mahir Semi-skilled	4.3.2
0.01	0.01	0.02	0.04	0.06	0.06	Berkemahiran Rendah Low-skilled	4.3.3
2.72	2.74	2.74	2.90	2.87	3.15	Produk petroleum, kimia, getah & plastik Petroleum, chemical, rubber & plastic products	4.4
0.58	0.60	0.59	0.66	0.73	0.67	Mahir Skilled	4.4.1
1.88	1.86	1.91	2.00	1.91	2.24	Separuh Mahir Semi-skilled	4.4.2
0.26	0.28	0.25	0.24	0.23	0.24	Berkemahiran Rendah Low-skilled	4.4.3
1.36	1.42	1.50	1.33	1.27	1.56	Produk mineral bukan logam, logam asas & produk logam yang direka Non-metallic mineral products, basic metal & fabricated metal products	4.5
0.31	0.30	0.32	0.29	0.27	0.30	Mahir Skilled	4.5.1
0.86	0.90	0.95	0.84	0.79	1.00	Separuh Mahir Semi-skilled	4.5.2
0.19	0.22	0.22	0.20	0.21	0.25	Berkemahiran Rendah Low-skilled	4.5.3

Aktiviti Ekonomi Economic Activity		Suku Tahunan/Quarterly						
		2022				2023		
		I	II	III	IV	I	II	III
4.6	Produk elektrik, elektronik & optikal <i>Electrical, electronic &amp; optical products</i>	2.97	3.22	3.52	3.48	3.49	3.53	3.50
	4.6.1 Mahir <i>Skilled</i>	0.47	0.51	0.56	0.56	0.58	0.61	0.63
	4.6.2 Separuh Mahir <i>Semi-skilled</i>	2.41	2.61	2.86	2.82	2.80	2.83	2.76
	4.6.3 Berkemahiran Rendah <i>Low-skilled</i>	0.09	0.10	0.11	0.10	0.11	0.10	0.12
4.7	Peralatan pengangkutan, pembuatan lain & pembaikan <i>Transport equipment, other manufacturing &amp; repair</i>	0.64	0.68	0.77	0.81	0.94	0.95	0.85
	4.7.1 Mahir <i>Skilled</i>	0.17	0.18	0.20	0.20	0.20	0.23	0.23
	4.7.2 Separuh Mahir <i>Semi-skilled</i>	0.45	0.47	0.53	0.58	0.70	0.69	0.58
	4.7.3 Berkemahiran Rendah <i>Low-skilled</i>	0.03	0.03	0.03	0.03	0.04	0.03	0.04
<b>5</b>	<b>Pembinaan Construction</b>	<b>3.34</b>	<b>3.45</b>	<b>3.50</b>	<b>3.08</b>	<b>3.25</b>	<b>3.62</b>	<b>4.06</b>
	5.1 Mahir <i>Skilled</i>	0.34	0.35	0.38	0.36	0.41	0.51	0.53
	5.2 Separuh Mahir <i>Semi-skilled</i>	2.66	2.73	2.81	2.46	2.50	2.70	2.96
	5.3 Berkemahiran Rendah <i>Low-skilled</i>	0.35	0.37	0.31	0.27	0.34	0.42	0.57
<b>6</b>	<b>Perkhidmatan Services</b>	<b>12.29</b>	<b>15.45</b>	<b>15.73</b>	<b>15.91</b>	<b>16.12</b>	<b>16.25</b>	<b>15.92</b>
	6.1 Mahir <i>Skilled</i>	5.83	6.90	5.91	5.89	5.66	6.28	6.12
	6.2 Separuh Mahir <i>Semi-skilled</i>	5.08	7.21	7.72	8.53	8.94	8.28	8.12
	6.3 Berkemahiran Rendah <i>Low-skilled</i>	1.38	1.34	2.10	1.49	1.52	1.70	1.69
6.1	Perdagangan borong & runcit <i>Wholesale &amp; retail trade</i>	4.73	6.66	6.79	8.39	8.65	8.82	8.55
	6.1.1 Mahir <i>Skilled</i>	1.13	1.79	1.16	1.32	1.37	1.83	1.73
	6.1.2 Separuh Mahir <i>Semi-skilled</i>	2.99	4.31	4.55	6.21	6.55	6.18	6.08
	6.1.3 Berkemahiran Rendah <i>Low-skilled</i>	0.61	0.56	1.09	0.87	0.74	0.82	0.74

5.4a

**Pewujudan Jawatan Suku Tahunan mengikut Aktiviti Ekonomi dan Kemahiran, ST1 2022 - ST1 2025 (samb.)**

*Quarterly Jobs Created by Economic Activity and Skill, Q1 2022 - Q1 2025 (cont'd)*

('000)

Suku Tahunan/Quarterly						Aktiviti Ekonomi Economic Activity	
2023	2024				2025		
IV	I	II	III	IV	I <sup>P</sup>		
3.71	3.72	3.88	3.96	3.95	4.24	Produk elektrik, elektronik & optikal <i>Electrical, electronic &amp; optical products</i>	4.6
0.67	0.67	0.68	0.67	0.63	0.68	Mahir <i>Skilled</i>	4.6.1
2.91	2.91	3.04	3.15	3.16	3.41	Separuh Mahir <i>Semi-skilled</i>	4.6.2
0.12	0.14	0.16	0.14	0.16	0.15	Berkemahiran Rendah <i>Low-skilled</i>	4.6.3
0.91	0.90	0.91	0.78	0.78	0.94	Peralatan pengangkutan, pembuatan lain & pembaikan <i>Transport equipment, other manufacturing &amp; repair</i>	4.7
0.23	0.22	0.22	0.20	0.22	0.25	Mahir <i>Skilled</i>	4.7.1
0.64	0.63	0.64	0.54	0.51	0.65	Separuh Mahir <i>Semi-skilled</i>	4.7.2
0.04	0.05	0.05	0.04	0.05	0.04	Berkemahiran Rendah <i>Low-skilled</i>	4.7.3
<b>3.74</b>	<b>3.81</b>	<b>3.70</b>	<b>3.67</b>	<b>3.37</b>	<b>3.58</b>	<b>Pembinaan Construction</b>	<b>5</b>
0.49	0.50	0.44	0.44	0.41	0.46	Mahir <i>Skilled</i>	5.1
2.75	2.81	2.83	2.78	2.52	2.63	Separuh Mahir <i>Semi-skilled</i>	5.2
0.50	0.50	0.43	0.46	0.45	0.48	Berkemahiran Rendah <i>Low-skilled</i>	5.3
<b>15.13</b>	<b>15.91</b>	<b>15.85</b>	<b>15.73</b>	<b>15.70</b>	<b>15.97</b>	<b>Perkhidmatan Services</b>	<b>6</b>
5.60	5.82	5.60	5.41	5.43	5.69	Mahir <i>Skilled</i>	6.1
7.95	8.31	8.39	8.47	8.37	8.32	Separuh Mahir <i>Semi-skilled</i>	6.2
1.59	1.78	1.86	1.86	1.90	1.96	Berkemahiran Rendah <i>Low-skilled</i>	6.3
8.89	8.99	8.69	9.04	9.12	8.82	Perdagangan borong & runcit <i>Wholesale &amp; retail trade</i>	6.1
2.00	1.86	1.50	1.57	1.73	1.58	Mahir <i>Skilled</i>	6.1.1
6.21	6.34	6.35	6.58	6.51	6.34	Separuh Mahir <i>Semi-skilled</i>	6.1.2
0.68	0.78	0.85	0.90	0.88	0.91	Berkemahiran Rendah <i>Low-skilled</i>	6.1.3

Aktiviti Ekonomi Economic Activity			Suku Tahunan/Quarterly						
			2022				2023		
			I	II	III	IV	I	II	III
6.2	Makanan & minuman dan penginapan <i>Food &amp; beverages and accommodation</i>		0.71	0.52	0.88	1.00	0.95	1.19	1.10
	6.21	Mahir <i>Skilled</i>	0.23	0.18	0.21	0.32	0.27	0.52	0.46
	6.22	Separuh Mahir <i>Semi-skilled</i>	0.42	0.31	0.53	0.57	0.52	0.52	0.49
	6.23	Berkemahiran Rendah <i>Low-skilled</i>	0.06	0.03	0.15	0.12	0.16	0.15	0.15
6.3	Pengangkutan & penyimpanan <i>Transportation &amp; storage</i>		1.94	1.74	2.01	1.26	1.36	1.51	1.40
	6.3.1	Mahir <i>Skilled</i>	0.88	0.53	0.88	0.89	0.76	0.92	0.85
	6.3.2	Separuh Mahir <i>Semi-skilled</i>	0.86	1.05	1.04	0.27	0.47	0.36	0.32
	6.3.3	Berkemahiran Rendah <i>Low-skilled</i>	0.21	0.17	0.09	0.11	0.12	0.23	0.23
6.4	Maklumat & komunikasi <i>Information &amp; communication</i>		1.19	1.35	1.35	0.76	0.81	0.57	0.58
	6.4.1	Mahir <i>Skilled</i>	0.92	0.91	0.84	0.38	0.44	0.28	0.28
	6.4.2	Separuh Mahir <i>Semi-skilled</i>	0.20	0.35	0.42	0.31	0.31	0.23	0.22
	6.4.3	Berkemahiran Rendah <i>Low-skilled</i>	0.08	0.09	0.09	0.06	0.07	0.06	0.08
6.5	Kewangan, insurans, hartanah & perkhidmatan perniagaan <i>Finance, insurance, real estate &amp; business services</i>		2.43	3.27	2.85	2.72	2.85	2.84	2.79
	6.5.1	Mahir <i>Skilled</i>	2.01	2.62	2.08	2.23	2.22	2.24	2.22
	6.5.2	Separuh Mahir <i>Semi-skilled</i>	0.13	0.40	0.43	0.37	0.43	0.36	0.39
	6.5.3	Berkemahiran Rendah <i>Low-skilled</i>	0.29	0.25	0.34	0.12	0.20	0.24	0.19
6.6	Perkhidmatan lain <i>Other services</i>		1.30	1.91	1.85	1.79	1.50	1.33	1.50
	6.6.1	Mahir <i>Skilled</i>	0.68	0.87	0.75	0.76	0.61	0.49	0.58
	6.6.2	Separuh Mahir <i>Semi-skilled</i>	0.48	0.80	0.75	0.82	0.67	0.64	0.63
	6.6.3	Berkemahiran Rendah <i>Low-skilled</i>	0.14	0.24	0.35	0.21	0.23	0.19	0.29

Suku Tahunan/Quarterly						Aktiviti Ekonomi Economic Activity	
2023	2024				2025		
IV	I	II	III	IV	I <sup>P</sup>		
1.04	1.07	0.78	0.83	0.75	0.68	Makanan & minuman dan penginapan <i>Food &amp; beverages and accommodation</i>	6.2
0.47	0.49	0.32	0.33	0.27	0.36	Mahir <i>Skilled</i>	6.2.1
0.49	0.48	0.41	0.41	0.38	0.29	Separuh Mahir <i>Semi-skilled</i>	6.2.2
0.09	0.09	0.05	0.10	0.09	0.04	Berkemahiran Rendah <i>Low-skilled</i>	6.2.3
1.18	1.26	1.52	1.46	1.52	1.35	Pengangkutan & penyimpanan <i>Transportation &amp; storage</i>	6.3
0.79	0.85	1.05	0.99	0.95	0.84	Mahir <i>Skilled</i>	6.3.1
0.23	0.25	0.29	0.31	0.40	0.30	Separuh Mahir <i>Semi-skilled</i>	6.3.2
0.17	0.16	0.18	0.16	0.18	0.21	Berkemahiran Rendah <i>Low-skilled</i>	6.3.3
0.36	0.52	0.60	0.57	0.63	0.76	Maklumat & komunikasi <i>Information &amp; communication</i>	6.4
0.16	0.18	0.20	0.19	0.29	0.33	Mahir <i>Skilled</i>	6.4.1
0.12	0.25	0.27	0.24	0.24	0.28	Separuh Mahir <i>Semi-skilled</i>	6.4.2
0.07	0.10	0.12	0.14	0.10	0.14	Berkemahiran Rendah <i>Low-skilled</i>	6.4.3
2.52	2.73	2.86	2.46	2.28	2.77	Kewangan, insurans, hartanah & perkhidmatan perniagaan <i>Finance, insurance, real estate &amp; business services</i>	6.5
1.75	1.90	1.93	1.82	1.63	1.86	Mahir <i>Skilled</i>	6.5.1
0.47	0.49	0.56	0.30	0.42	0.59	Separuh Mahir <i>Semi-skilled</i>	6.5.2
0.31	0.35	0.38	0.33	0.23	0.32	Berkemahiran Rendah <i>Low-skilled</i>	6.5.3
1.15	1.34	1.41	1.37	1.39	1.59	Perkhidmatan lain <i>Other services</i>	6.6
0.44	0.54	0.61	0.50	0.56	0.73	Mahir <i>Skilled</i>	6.6.1
0.44	0.50	0.52	0.64	0.41	0.52	Separuh Mahir <i>Semi-skilled</i>	6.6.2
0.27	0.30	0.28	0.23	0.41	0.34	Berkemahiran Rendah <i>Low-skilled</i>	6.6.3

(%)

Aktiviti Ekonomi Economic Activity			Suku Tahunan/Quarterly						
			2022				2023		
			I	II	III	IV	I	II	III
<b>1</b>	<b>Jumlah Total</b>		<b>100.0</b>	<b>100.0</b>	<b>100.0</b>	<b>100.0</b>	<b>100.0</b>	<b>100.0</b>	<b>100.0</b>
	1.1	Mahir Skilled	31.1	31.5	27.9	28.0	27.2	28.9	28.9
	1.2	Separuh Mahir Semi-skilled	58.9	59.7	61.2	63.1	63.8	61.8	60.8
	1.3	Berkemahiran Rendah Low-skilled	10.0	8.8	10.9	8.9	9.0	9.3	10.3
<b>2</b>	<b>Pertanian Agriculture</b>		<b>100.0</b>	<b>100.0</b>	<b>100.0</b>	<b>100.0</b>	<b>100.0</b>	<b>100.0</b>	<b>100.0</b>
	2.1	Mahir Skilled	9.5	9.9	10.9	13.8	14.4	11.6	12.4
	2.2	Separuh Mahir Semi-skilled	84.9	84.3	83.8	79.8	80.3	85.9	81.0
	2.3	Berkemahiran Rendah Low-skilled	5.6	5.8	5.3	6.4	5.3	2.5	6.6
<b>3</b>	<b>Perombongan &amp; Pengkuarian Mining &amp; Quarrying</b>		<b>100.0</b>	<b>100.0</b>	<b>100.0</b>	<b>100.0</b>	<b>100.0</b>	<b>100.0</b>	<b>100.0</b>
	3.1	Mahir Skilled	13.1	10.8	13.1	18.4	22.7	5.7	22.6
	3.2	Separuh Mahir Semi-skilled	77.8	77.5	77.6	71.2	68.9	88.6	65.3
	3.3	Berkemahiran Rendah Low-skilled	9.1	11.7	9.3	10.4	8.4	5.7	12.1
<b>4</b>	<b>Pembuatan Manufacturing</b>		<b>100.0</b>	<b>100.0</b>	<b>100.0</b>	<b>100.0</b>	<b>100.0</b>	<b>100.0</b>	<b>100.0</b>
	4.1	Mahir Skilled	19.9	20.8	20.9	21.3	21.6	21.7	22.8
	4.2	Separuh Mahir Semi-skilled	71.3	70.7	70.7	70.2	69.8	70.6	68.3
	4.3	Berkemahiran Rendah Low-skilled	8.8	8.5	8.4	8.5	8.6	7.7	8.9
<b>4.1</b>	<b>Prosesan makanan, minuman &amp; produk tembakau Food processing, beverages &amp; tobacco products</b>		<b>100.0</b>	<b>100.0</b>	<b>100.0</b>	<b>100.0</b>	<b>100.0</b>	<b>100.0</b>	<b>100.0</b>
	4.1.1	Mahir Skilled	34.3	40.5	40.4	38.6	39.1	42.7	38.5
	4.1.2	Separuh Mahir Semi-skilled	34.2	29.5	30.2	31.7	32.7	36.1	34.3
	4.1.3	Berkemahiran Rendah Low-skilled	31.5	30.0	29.4	29.7	28.2	21.2	27.2

Suku Tahunan/Quarterly						Aktiviti Ekonomi Economic Activity		
2023	2024				2025			
IV	I	II	III	IV	IP			
100.0	100.0	100.0	100.0	100.0	100.0	Jumlah Total		1
27.7	27.6	26.7	26.4	26.8	26.9	Mahir Skilled	1.1	
62.3	61.9	62.9	63.3	62.6	62.5	Separuh Mahir Semi-skilled	1.2	
10.0	10.5	10.4	10.3	10.6	10.6	Berkemahiran Rendah Low-skilled	1.3	
100.0	100.0	100.0	100.0	100.0	100.0	Pertanian Agriculture		2
13.6	13.5	10.4	10.5	12.9	11.0	Mahir Skilled	2.1	
79.8	80.8	84.6	84.8	82.5	83.3	Separuh Mahir Semi-skilled	2.2	
6.6	5.7	5.0	4.7	4.6	5.7	Berkemahiran Rendah Low-skilled	2.3	
100.0	100.0	100.0	100.0	100.0	100.0	Perlombongan & Pengkuarian Mining & Quarrying		3
23.1	14.2	34.7	23.5	24.7	25.7	Mahir Skilled	3.1	
64.7	76.8	47.7	63.6	65.6	62.9	Separuh Mahir Semi-skilled	3.2	
12.2	9.0	17.6	12.9	9.7	11.4	Berkemahiran Rendah Low-skilled	3.3	
100.0	100.0	100.0	100.0	100.0	100.0	Pembuatan Manufacturing		4
21.5	21.5	20.9	21.7	21.8	21.2	Mahir Skilled	4.1	
69.8	69.3	70.4	70.4	70.0	70.8	Separuh Mahir Semi-skilled	4.2	
8.7	9.2	8.7	7.9	8.2	8.0	Berkemahiran Rendah Low-skilled	4.3	
100.0	100.0	100.0	100.0	100.0	100.0	Prosesan makanan, minuman & produk tembakau Food processing, beverages & tobacco products		4.1
33.7	36.2	36.0	44.1	42.7	41.2	Mahir Skilled	4.1.1	
30.3	33.0	37.0	34.3	35.2	38.1	Separuh Mahir Semi-skilled	4.1.2	
36.0	30.8	27.0	21.6	22.1	20.7	Berkemahiran Rendah Low-skilled	4.1.3	

Aktiviti Ekonomi Economic Activity		Suku Tahunan/Quarterly						
		2022				2023		
		I	II	III	IV	I	II	III
4.2	Produk tekstil, pakaian & kulit <i>Textiles, wearing apparel &amp; leather products</i>	100.0	100.0	100.0	100.0	100.0	100.0	100.0
	4.2.1 Mahir <i>Skilled</i>	3.5	3.8	4.1	3.9	5.0	4.6	5.7
	4.2.2 Separuh Mahir <i>Semi-skilled</i>	80.1	79.7	79.2	80.0	79.8	80.0	78.0
	4.2.3 Berkemahiran Rendah <i>Low-skilled</i>	16.4	16.5	16.7	16.1	15.2	15.4	16.3
4.3	Produk kayu, perabot, keluaran kertas & percetakan <i>Wood products, furniture, paper products &amp; printing</i>	100.0	100.0	100.0	100.0	100.0	100.0	100.0
	4.3.1 Mahir <i>Skilled</i>	28.2	30.6	30.6	32.3	33.3	30.4	29.0
	4.3.2 Separuh Mahir <i>Semi-skilled</i>	70.3	67.4	67.5	65.7	64.1	66.9	68.3
	4.3.3 Berkemahiran Rendah <i>Low-skilled</i>	1.5	2.0	1.9	2.0	2.6	2.7	2.7
4.4	Produk petroleum, kimia, getah & plastik <i>Petroleum, chemical, rubber &amp; plastic products</i>	100.0	100.0	100.0	100.0	100.0	100.0	100.0
	4.4.1 Mahir <i>Skilled</i>	22.2	22.1	22.4	22.5	22.4	20.8	24.0
	4.4.2 Separuh Mahir <i>Semi-skilled</i>	68.4	68.5	68.6	68.7	69.0	70.2	65.8
	4.4.3 Berkemahiran Rendah <i>Low-skilled</i>	9.4	9.4	9.0	8.8	8.6	9.0	10.2
4.5	Produk mineral bukan logam, logam asas & produk logam yang direka <i>Non-metallic mineral products, basic metal &amp; fabricated metal products</i>	100.0	100.0	100.0	100.0	100.0	100.0	100.0
	4.5.1 Mahir <i>Skilled</i>	17.1	19.4	19.6	20.4	21.4	23.3	22.3
	4.5.2 Separuh Mahir <i>Semi-skilled</i>	65.1	63.2	63.2	62.3	60.9	59.7	61.9
	4.5.3 Berkemahiran Rendah <i>Low-skilled</i>	17.8	17.4	17.2	17.3	17.7	17.0	15.8

5.4b

**Peratus Sumbangan Pewujudan Jawatan Suku Tahunan mengikut Aktiviti Ekonomi dan Kemahiran, ST1 2022 - ST1 2025 (samb.)**

*Quarterly Percentage Share of Jobs Created by Economic Activity and Skill, Q1 2022 - Q1 2025 (cont'd)*

(%)

Suku Tahunan/Quarterly						Aktiviti Ekonomi Economic Activity	
2023	2024				2025		
IV	I	II	III	IV	I <sup>P</sup>		
100.0	100.0	100.0	100.0	100.0	100.0	Produk tekstil, pakaian & kulit <i>Textiles, wearing apparel &amp; leather products</i>	4.2
4.4	5.6	5.0	5.6	5.2	6.8	Mahir <i>Skilled</i>	4.2.1
80.6	80.8	78.1	79.2	81.0	80.8	Separuh Mahir <i>Semi-skilled</i>	4.2.2
15.0	13.6	16.9	15.2	13.8	12.4	Berkemahiran Rendah <i>Low-skilled</i>	4.2.3
100.0	100.0	100.0	100.0	100.0	100.0	Produk kayu, perabot, keluaran kertas & percetakan <i>Wood products, furniture, paper products &amp; printing</i>	4.3
30.7	29.4	27.6	27.2	23.6	32.5	Mahir <i>Skilled</i>	4.3.1
68.0	69.5	69.5	68.6	70.8	60.8	Separuh Mahir <i>Semi-skilled</i>	4.3.2
1.3	1.1	2.9	4.2	5.6	6.7	Berkemahiran Rendah <i>Low-skilled</i>	4.3.3
100.0	100.0	100.0	100.0	100.0	100.0	Produk petroleum, kimia, getah & plastik <i>Petroleum, chemical, rubber &amp; plastic products</i>	4.4
21.3	21.9	21.4	22.8	25.5	21.3	Mahir <i>Skilled</i>	4.4.1
69.3	67.8	69.6	68.9	66.6	71.2	Separuh Mahir <i>Semi-skilled</i>	4.4.2
9.4	10.3	9.0	8.3	7.9	7.5	Berkemahiran Rendah <i>Low-skilled</i>	4.4.3
100.0	100.0	100.0	100.0	100.0	100.0	Produk mineral bukan logam, logam asas & produk logam yang direka <i>Non-metallic mineral products, basic metal &amp; fabricated metal products</i>	4.5
22.6	20.9	21.6	21.6	21.4	19.4	Mahir <i>Skilled</i>	4.5.1
63.6	63.5	63.7	63.3	62.5	64.4	Separuh Mahir <i>Semi-skilled</i>	4.5.2
13.8	15.6	14.7	15.1	16.1	16.2	Berkemahiran Rendah <i>Low-skilled</i>	4.5.3

Aktiviti Ekonomi Economic Activity		Suku Tahunan/Quarterly						
		2022				2023		
		I	II	III	IV	I	II	III
4.6	Produk elektrik, elektronik & optikal <i>Electrical, electronic &amp; optical products</i>	100.0	100.0	100.0	100.0	100.0	100.0	100.0
	4.6.1 Mahir <i>Skilled</i>	15.8	15.8	15.8	16.1	16.6	17.2	17.9
	4.6.2 Separuh Mahir <i>Semi-skilled</i>	81.2	81.1	81.2	80.9	80.3	80.0	78.8
	4.6.3 Berkemahiran Rendah <i>Low-skilled</i>	3.0	3.1	3.0	3.0	3.1	2.8	3.3
4.7	Peralatan pengangkutan, pembuatan lain & pembaikan <i>Transport equipment, other manufacturing &amp; repair</i>	100.0	100.0	100.0	100.0	100.0	100.0	100.0
	4.7.1 Mahir <i>Skilled</i>	26.1	26.0	25.9	24.3	20.8	24.0	27.3
	4.7.2 Separuh Mahir <i>Semi-skilled</i>	69.7	70.0	69.7	71.6	74.6	72.7	67.8
	4.7.3 Berkemahiran Rendah <i>Low-skilled</i>	4.2	4.0	4.4	4.1	4.6	3.3	4.9
5	<b>Pembinaan</b> <i>Construction</i>	<b>100.0</b>	<b>100.0</b>	<b>100.0</b>	<b>100.0</b>	<b>100.0</b>	<b>100.0</b>	<b>100.0</b>
	5.1 Mahir <i>Skilled</i>	10.1	10.2	10.9	11.6	12.7	14.0	13.1
	5.2 Separuh Mahir <i>Semi-skilled</i>	79.5	79.1	80.3	79.7	76.9	74.4	72.8
	5.3 Berkemahiran Rendah <i>Low-skilled</i>	10.4	10.7	8.8	8.7	10.4	11.6	14.1
6	<b>Perkhidmatan</b> <i>Services</i>	<b>100.0</b>	<b>100.0</b>	<b>100.0</b>	<b>100.0</b>	<b>100.0</b>	<b>100.0</b>	<b>100.0</b>
	6.1 Mahir <i>Skilled</i>	47.4	44.7	37.6	37.0	35.1	38.7	38.4
	6.2 Separuh Mahir <i>Semi-skilled</i>	41.4	46.7	49.0	53.6	55.5	50.9	51.0
	6.3 Berkemahiran Rendah <i>Low-skilled</i>	11.2	8.6	13.4	9.4	9.4	10.4	10.6
6.1	Perdagangan borong & runcit <i>Wholesale &amp; retail trade</i>	100.0	100.0	100.0	100.0	100.0	100.0	100.0
	6.1.1 Mahir <i>Skilled</i>	23.9	26.9	17.0	15.7	15.8	20.8	20.3
	6.1.2 Separuh Mahir <i>Semi-skilled</i>	63.1	64.7	67.0	74.0	75.7	70.0	71.1
	6.1.3 Berkemahiran Rendah <i>Low-skilled</i>	13.0	8.4	16.0	10.3	8.5	9.2	8.6

5.4b

**Peratus Sumbangan Pewujudan Jawatan Suku Tahunan mengikut Aktiviti Ekonomi dan Kemahiran, ST1 2022 - ST1 2025 (samb.)**

*Quarterly Percentage Share of Jobs Created by Economic Activity and Skill, Q1 2022 - Q1 2025 (cont'd)*

(%)

Suku Tahunan/Quarterly						Aktiviti Ekonomi Economic Activity	
2023	2024				2025		
IV	I	II	III	IV	I <sup>P</sup>		
100.0	100.0	100.0	100.0	100.0	100.0	Produk elektrik, elektronik & optikal <i>Electrical, electronic &amp; optical products</i>	4.6
18.2	18.0	17.5	16.9	15.9	15.9	Mahir <i>Skilled</i>	4.6.1
78.6	78.2	78.3	79.6	79.9	80.6	Sepuluh Mahir <i>Semi-skilled</i>	4.6.2
3.2	3.8	4.2	3.5	4.2	3.5	Berkemahiran Rendah <i>Low-skilled</i>	4.6.3
100.0	100.0	100.0	100.0	100.0	100.0	Peralatan pengangkutan, pembuatan lain & pembaikan <i>Transport equipment, other manufacturing &amp; repair</i>	4.7
25.6	24.7	24.0	25.3	28.3	26.3	Mahir <i>Skilled</i>	4.7.1
70.5	69.8	70.5	69.5	65.1	69.7	Sepuluh Mahir <i>Semi-skilled</i>	4.7.2
3.9	5.5	5.5	5.2	6.6	4.0	Berkemahiran Rendah <i>Low-skilled</i>	4.7.3
<b>100.0</b>	<b>100.0</b>	<b>100.0</b>	<b>100.0</b>	<b>100.0</b>	<b>100.0</b>	<b>Pembinaan Construction</b>	<b>5</b>
13.1	13.2	11.8	11.9	12.2	12.9	Mahir <i>Skilled</i>	5.1
73.5	73.6	76.7	75.7	74.6	73.6	Sepuluh Mahir <i>Semi-skilled</i>	5.2
13.4	13.2	11.5	12.4	13.2	13.5	Berkemahiran Rendah <i>Low-skilled</i>	5.3
<b>100.0</b>	<b>100.0</b>	<b>100.0</b>	<b>100.0</b>	<b>100.0</b>	<b>100.0</b>	<b>Perkhidmatan Services</b>	<b>6</b>
37.0	36.6	35.3	34.4	34.6	35.6	Mahir <i>Skilled</i>	6.1
52.5	52.2	52.9	53.8	53.3	52.1	Sepuluh Mahir <i>Semi-skilled</i>	6.2
10.5	11.2	11.8	11.8	12.1	12.3	Berkemahiran Rendah <i>Low-skilled</i>	6.3
100.0	100.0	100.0	100.0	100.0	100.0	Perdagangan borong & runcit <i>Wholesale &amp; retail trade</i>	6.1
22.5	20.7	17.3	17.4	19.0	17.9	Mahir <i>Skilled</i>	6.1.1
69.9	70.6	73.0	72.7	71.4	71.8	Sepuluh Mahir <i>Semi-skilled</i>	6.1.2
7.6	8.7	9.7	9.9	9.6	10.3	Berkemahiran Rendah <i>Low-skilled</i>	6.1.3

Aktiviti Ekonomi Economic Activity		Suku Tahunan/Quarterly						
		2022				2023		
		I	II	III	IV	I	II	III
6.2	Makanan & minuman dan penginapan <i>Food &amp; beverages and accommodation</i>	100.0	100.0	100.0	100.0	100.0	100.0	100.0
	6.2.1 Mahir <i>Skilled</i>	31.8	34.2	23.6	31.9	28.5	43.7	41.7
	6.2.2 Separuh Mahir <i>Semi-skilled</i>	60.1	59.8	59.9	56.6	55.0	43.4	44.4
	6.2.3 Berkemahiran Rendah <i>Low-skilled</i>	8.1	6.0	16.5	11.5	16.5	12.9	13.9
6.3	Pengangkutan & penyimpanan <i>Transportation &amp; storage</i>	100.0	100.0	100.0	100.0	100.0	100.0	100.0
	6.3.1 Mahir <i>Skilled</i>	45.2	30.3	43.8	70.4	56.1	60.8	60.7
	6.3.2 Separuh Mahir <i>Semi-skilled</i>	44.2	60.1	51.7	21.2	34.9	23.9	22.7
	6.3.3 Berkemahiran Rendah <i>Low-skilled</i>	10.6	9.6	4.5	8.4	9.0	15.3	16.6
6.4	Maklumat & komunikasi <i>Information &amp; communication</i>	100.0	100.0	100.0	100.0	100.0	100.0	100.0
	6.4.1 Mahir <i>Skilled</i>	76.9	67.7	62.3	50.3	53.6	49.1	48.7
	6.4.2 Separuh Mahir <i>Semi-skilled</i>	16.8	25.7	30.9	41.2	37.9	40.0	36.9
	6.4.3 Berkemahiran Rendah <i>Low-skilled</i>	6.3	6.6	6.8	8.5	8.5	10.9	14.4
6.5	Kewangan, insurans, hartanah & perkhidmatan perniagaan <i>Finance, insurance, real estate &amp; business services</i>	100.0	100.0	100.0	100.0	100.0	100.0	100.0
	6.5.1 Mahir <i>Skilled</i>	82.6	80.1	73.0	82.0	77.9	78.8	79.4
	6.5.2 Separuh Mahir <i>Semi-skilled</i>	5.5	12.3	15.1	13.5	15.0	12.6	13.9
	6.5.3 Berkemahiran Rendah <i>Low-skilled</i>	11.9	7.6	11.9	4.5	7.1	8.6	6.7
6.6	Perkhidmatan lain <i>Other services</i>	100.0	100.0	100.0	100.0	100.0	100.0	100.0
	6.6.1 Mahir <i>Skilled</i>	52.2	45.7	40.5	42.5	40.3	37.2	38.4
	6.6.2 Separuh Mahir <i>Semi-skilled</i>	37.4	41.6	40.6	45.6	44.3	48.4	42.3
	6.6.3 Berkemahiran Rendah <i>Low-skilled</i>	10.4	12.7	18.9	11.9	15.4	14.4	19.3

5.4b

**Peratus Sumbangan Pewujudan Jawatan Suku Tahunan mengikut Aktiviti Ekonomi dan Kemahiran, ST1 2022 - ST1 2025 (samb.)**

*Quarterly Percentage Share of Jobs Created by Economic Activity and Skill, Q1 2022 - Q1 2025 (cont'd)*

(%)

Suku Tahunan/Quarterly						Aktiviti Ekonomi Economic Activity	
2023	2024				2025		
IV	I	II	III	IV	IP		
100.0	100.0	100.0	100.0	100.0	100.0	Makanan & minuman dan penginapan <i>Food &amp; beverages and accommodation</i>	6.2
45.0	46.3	40.7	39.2	36.4	52.6	Mahir <i>Skilled</i>	6.2.1
46.8	45.1	52.5	48.7	51.2	41.8	Sepuluh Mahir <i>Semi-skilled</i>	6.2.2
8.2	8.6	6.8	12.1	12.4	5.6	Berkemahiran Rendah <i>Low-skilled</i>	6.2.3
100.0	100.0	100.0	100.0	100.0	100.0	Pengangkutan & penyimpanan <i>Transportation &amp; storage</i>	6.3
66.6	67.3	69.2	67.9	62.1	62.1	Mahir <i>Skilled</i>	6.3.1
19.3	20.0	18.9	20.9	26.1	22.4	Sepuluh Mahir <i>Semi-skilled</i>	6.3.2
14.1	12.7	11.9	11.2	11.8	15.5	Berkemahiran Rendah <i>Low-skilled</i>	6.3.3
100.0	100.0	100.0	100.0	100.0	100.0	Maklumat & komunikasi <i>Information &amp; communication</i>	6.4
45.4	33.4	34.1	33.9	45.1	43.9	Mahir <i>Skilled</i>	6.4.1
34.3	48.3	45.2	41.4	38.5	37.2	Sepuluh Mahir <i>Semi-skilled</i>	6.4.2
20.3	18.3	20.7	24.7	16.4	18.9	Berkemahiran Rendah <i>Low-skilled</i>	6.4.3
100.0	100.0	100.0	100.0	100.0	100.0	Kewangan, insurans, hartanah & perkhidmatan perniagaan <i>Finance, insurance, real estate &amp; business services</i>	6.5
69.4	69.4	67.3	74.3	71.3	66.9	Mahir <i>Skilled</i>	6.5.1
18.5	17.8	19.5	12.4	18.5	21.4	Sepuluh Mahir <i>Semi-skilled</i>	6.5.2
12.1	12.8	13.2	13.3	10.2	11.7	Berkemahiran Rendah <i>Low-skilled</i>	6.5.3
100.0	100.0	100.0	100.0	100.0	100.0	Perkhidmatan lain <i>Other services</i>	6.6
37.9	40.7	42.9	36.8	40.7	45.8	Mahir <i>Skilled</i>	6.6.1
38.3	37.1	37.0	46.7	29.7	32.7	Sepuluh Mahir <i>Semi-skilled</i>	6.6.2
23.8	22.2	20.1	16.5	29.6	21.5	Berkemahiran Rendah <i>Low-skilled</i>	6.6.3



# **NOTA TEKNIKAL**

## *TECHNICAL NOTES*



## 1. PENGENALAN

Survei Guna Tenaga Suku Tahunan dilaksanakan bagi mengumpul maklumat permintaan buruh untuk kesemua sektor ekonomi di Malaysia. Statistik yang diperoleh melalui survei ini adalah bilangan jawatan, jawatan diisi, kekosongan dan pewujudan jawatan mengikut aktiviti ekonomi dan kategori kemahiran. Statistik ini merupakan salah satu input dalam perancangan dan penggubalan dasar pembangunan modal insan negara.

## 2. KUASA PERUNDANGAN

Survei ini dilaksanakan di bawah peruntukan Akta Perangkaan 1965 (Disemak - 1989). Seksyen 5 Akta ini mengkehendaki mana-mana pertubuhan yang beroperasi di Malaysia untuk memberikan maklumat sebenar atau anggaran terbaik kepada Jabatan Perangkaan Malaysia (DOSM). Mengikut Akta ini, kandungan soal selidik adalah sulit dan hanya angka agregat diterbitkan. Sementara itu, Seksyen 7 di bawah Akta yang sama memperuntukkan denda kepada responden yang gagal memberi kerjasama kepada survei yang dijalankan.

## 3. SKOP DAN LIPUTAN

Survei Guna Tenaga Suku Tahunan dilaksanakan melalui pendekatan pertubuhan dengan meliputi pertubuhan dalam kategori besar, sederhana, kecil dan mikro. Liputan industri adalah mengikut Piawaian Klasifikasi Industri Malaysia (MSIC) 2008 Versi 1.0 yang disesuaikan berasaskan kepada *International Standard Industrial Classification (ISIC) Revision 4* yang diterbitkan oleh *United Nations*. Industri terbahagi kepada lima (5) sektor utama iaitu Pertanian, Perlombongan & Pengkuarian, Pembuatan, Pembinaan dan Perkhidmatan dengan pecahan seperti berikut:

SEKTOR	SEKSYEN	KETERANGAN
Pertanian	A	Pertanian, perhutanan dan perikanan
Perlombongan & Pengkuarian	B	Perlombongan dan pengkuarian
Pembuatan	C	Pembuatan
Pembinaan	F	Pembinaan
Perkhidmatan	D	Bekalan elektrik, gas, wap & pendingin udara
	E	Bekalan air; pembentungan, pengurusan sisa & aktiviti pemulihan
	G	Perdagangan borong & runcit, pembaikan kenderaan bermotor dan motosikal
	H	Pengangkutan & penyimpanan
	I	Penginapan dan aktiviti perkhidmatan makanan & minuman
	J	Maklumat & komunikasi
	K	Aktiviti kewangan dan insurans/takaful

SEKTOR	SEKSYEN	KETERANGAN
Perkhidmatan (samb.)	L	Aktiviti hartanah
	M	Aktiviti profesional, saintifik & teknikal
	N	Aktiviti pentadbiran & khidmat sokongan
	O	Pentadbiran awam dan pertahanan; aktiviti keselamatan sosial wajib
	P	Pendidikan
	Q	Aktiviti kesihatan kemanusiaan & kerja sosial
	R	Kesenian, hiburan & rekreasi
	S	Aktiviti perkhidmatan lain
	T	Aktiviti isi rumah sebagai majikan; Aktiviti mengeluarkan barangan dan perkhidmatan yang tidak dapat dibezakan oleh isi rumah untuk kegunaan sendiri
	U	Aktiviti badan & pertubuhan luar wilayah

Survei ini meliputi semua aktiviti ekonomi kecuali Aktiviti isi rumah sebagai majikan; aktiviti mengeluarkan barangan dan perkhidmatan yang tidak dapat dibezakan oleh isi rumah untuk kegunaan sendiri; dan Aktiviti badan dan pertubuhan luar wilayah. Maklumat tambahan permintaan buruh bagi aktiviti kewangan dan insurans/takaful turut dikumpul melalui Laporan Bulanan Statistik Pasaran Buruh (RLMS) yang dilaksanakan oleh Bank Negara Malaysia (BNM).

#### 4. TEMPOH RUJUKAN

Survei ini dilaksanakan setiap suku tahun dengan merujuk kepada maklumat suku tahun terdahulu. Penerbitan ini melaporkan statistik tahunan (2021 - 2024) dan suku tahunan (ST1 2022 - ST1 2025).

#### 5. KAEDAH PENGUMPULAN MAKLUMAT

Operasi pengumpulan maklumat adalah secara dalam talian iaitu menggunakan mod e-survei. Responden yang tidak menjawab e-survei juga mempunyai pilihan penghantaran soal selidik melalui mod e-mel, pos atau faks. Operasi kerja luar dan temu ramah melalui panggilan telefon akan dilaksanakan oleh penemu ramah di DOSM Negeri sekiranya belum menerima sebarang respons.

#### 6. UNIT MELAPOR

Unit melapor bagi survei ini ialah pertubuhan. Sesebuah pertubuhan ditakrifkan sebagai "satu unit ekonomi yang bergiat di bawah satu hak milik atau penguasaan tunggal, iaitu di bawah satu entiti yang sah. Ia menjalankan satu jenis aktiviti ekonomi utama di satu tempat/lokasi fizikal". Setiap pertubuhan diberikan klasifikasi industri berdasarkan aktiviti utamanya. Bagi pertubuhan yang menjalankan pelbagai aktiviti, unit yang bergiat dalam aktiviti yang berasingan dalam satu lokasi yang sama adalah terdiri daripada entiti pertubuhan yang berbeza. Oleh itu, setiap cawangan daripada organisasi yang mempunyai pelbagai cawangan di

lokasi yang berbeza dari segi konsep dianggap sebagai pertubuhan yang berlainan. Pertubuhan berkenaan diminta memberikan penyata yang berasingan bagi setiap kegiatannya dari segi nilai. Walau bagaimanapun, rekod biasanya disediakan secara berpusat kerana kesukaran untuk memperoleh maklumat yang berasingan bagi setiap unit atau cawangan. Entiti atau enterpris ini akan dianggap sebagai satu unit pelapor dan dibenarkan mengemukakan soal selidik yang menggabungkan semua unit atau cawangannya.

## 7. KONSEP DAN DEFINISI

### 7.1 Jawatan

Jawatan merujuk kepada jumlah buruh yang diperlukan oleh pertubuhan untuk mengeluarkan barang dan perkhidmatan pada satu masa tertentu yang merangkumi jawatan diisi dan kekosongan.

### 7.2 Jawatan Diisi

Jawatan diisi merujuk kepada individu yang bekerja pada akhir setiap suku tahun.

#### Termasuk:

- Pekerja sepenuh masa dan separuh masa;
- Pekerja tetap, sementara atau bermusim;
- Pekerja bergaji bulanan dan pekerja yang dibayar gaji berdasarkan jam bekerja;
- Pekerja yang sedang bercuti jangka pendek seperti cuti sakit atau cuti rehat; dan
- Pekerja yang baru diambil bagi mengisi kekosongan pada suku tahun berkenaan.

#### Pekerja sepenuh masa:

Pekerja sepenuh masa merujuk kepada mereka yang biasanya bekerja untuk **sekurang-kurangnya** enam jam sehari dan 20 hari sebulan.

#### Pekerja separuh masa:

Pekerja separuh masa merujuk kepada pekerja yang bekerja **kurang** dari enam jam sehari dan/atau kurang dari 20 hari sebulan.

#### Tidak termasuk:

- Pemilik perseorangan dan rakan niaga;
- Pekerja keluarga tanpa gaji;
- Pekerja yang terlibat dalam mogok sepanjang suku tahun berkenaan;
- Pekerja yang bercuti tanpa gaji sepanjang suku tahun berkenaan; dan
- Pekerja yang dibekalkan oleh agensi lain seperti subkontraktor dan perunding.

### 7.3 Kekosongan

Kekosongan merujuk kepada jawatan yang belum diisi pada akhir setiap suku tahun. Sesuatu jawatan dianggap kosong jika memenuhi kriteria berikut:

- Sesuatu jawatan wujud dan tersedia untuk diisi. Jawatan tersebut termasuk sepenuh masa/separuh masa, tetap, sementara atau bermusim;
- Kerja tersebut boleh bermula dalam tempoh masa 30 hari sekiranya calon yang sesuai diperolehi dalam tempoh tersebut; dan

- Majikan secara aktif cuba mendapatkan calon termasuk membuat pengiklanan mengenai kekosongan jawatan, mengeluarkan notis, memaklumkan kepada agensi pekerjaan awam, swasta atau kesatuan sekerja serta telah/akan menghubungi, menemu ramah atau memilih pemohon yang telah membuat permohonan.

**Tidak termasuk:**

- Kekosongan yang hanya boleh diisi oleh pekerja sedia ada kerana pertukaran dalaman, kenaikan atau penurunan pangkat, atau panggilan semula selepas diberhentikan;
- Jawatan yang dijangka akan diisi dalam tempoh lebih dari 30 hari;
- Jawatan yang telah diisi, tetapi pekerja tersebut belum melapor diri; dan
- Jawatan yang akan diisi oleh pekerja yang dibekalkan oleh agensi lain seperti subkontraktor dan perunding.

#### 7.4 Pewujudan Jawatan

Pewujudan jawatan merujuk kepada jawatan yang diwujudkan dalam sesebuah organisasi di mana jawatan tersebut belum pernah tersedia sebelum ini, termasuk skim perkhidmatan yang baru digubal, jawatan yang diwujudkan untuk kenaikan pangkat pekerja sedia ada dan penambahan bilangan jawatan daripada struktur sedia ada.

#### 7.5 Kadar Jawatan Diisi

Kadar jawatan diisi merujuk kepada jawatan diisi daripada jumlah jawatan. Pengiraan ringkas seperti di bawah:

$$\text{Kadar Jawatan Diisi} = \frac{\text{Jumlah Jawatan Diisi}}{\text{Jumlah Jawatan}} \times 100$$

#### 7.6 Kadar Kekosongan

Kadar kekosongan jawatan merujuk kepada jawatan yang masih belum diisi daripada jumlah jawatan. Pengiraan ringkas seperti di bawah:

$$\text{Kadar Kekosongan} = \frac{\text{Jumlah Kekosongan}}{\text{Jumlah Jawatan}} \times 100$$

#### 7.7 Industri

Industri dikelaskan mengikut MSIC 2018 Versi 1.0 berasaskan ISIC *Revision 4*. Industri dikategorikan kepada lima (5) sektor iaitu Pertanian, Perlombongan & Pengkuarian, Pembuatan, Pembinaan dan Perkhidmatan.

**7.7.1 Pertanian** merangkumi aktiviti penanaman; pemeliharaan dan penternakan haiwan dan pengeluaran produk haiwan; penebangan kayu balak dan tanaman lain; serta perikanan tangkapan dan akuakultur termasuk penggunaan sumber semula jadi tumbuh-tumbuhan dan haiwan.

**7.7.2 Perlombongan & Pengkuarian** termasuk pengekstrakan mineral yang terjadi secara semula jadi seperti pepejal (batu arang dan bijih), cecair (petroleum) atau gas (gas asli). Pengekstrakan boleh dijalankan melalui pelbagai kaedah seperti perlombongan bawah tanah atau dedah, pengoperasian telaga, perlombongan dasar laut dan lain-lain.

**7.7.3 Pembuatan** termasuk perubahan fizikal atau kimia ke atas bahan atau komponen menjadi produk baru sama ada kerja itu dilakukan oleh jentera yang dijalankan oleh kuasa atau yang dijalankan dengan tangan, sama ada dijalankan dalam kilang atau di rumah pekerja, dan sama ada barang keluaran dijual secara borong atau runcit. Pengubahan ketara, pengubahsuaian dan pembinaan semula barangan secara umumnya dianggap sebagai pembuatan.

**Subsektor Pembuatan terdiri daripada tujuh (7) aktiviti iaitu:**

- Prosesan makanan, minuman & produk tembakau;
- Produk tekstil, pakaian & kulit;
- Produk kayu, perabot, keluaran kertas & percetakan;
- Produk petroleum, kimia, getah & plastik;
- Produk mineral bukan logam, logam asas & produk logam yang direka;
- Produk elektrik, elektronik & optikal; dan
- Peralatan pengangkutan, pembuatan lain & pembaikan.

**7.7.4 Pembinaan** termasuk pembinaan am dan aktiviti pembinaan khas bagi bangunan dan kerja kejuruteraan awam. Ia termasuk pembinaan baru, pengubahsuaian, pembaikan dan perobohan. Pemasangan sebarang jenis jentera atau peralatan yang dipasang ketika pembinaan asal adalah diambil kira, demikian juga bagi pemasangan jentera atau peralatan selepas pembinaan asal tetapi memerlukan perubahan struktur bagi pemasangannya.

**7.7.5 Perkhidmatan** berkaitan Bekalan elektrik, gas, wap & pendingin udara, Bekalan air; pembentungan, pengurusan sisa & aktiviti pemulihan; Perdagangan borong & runcit, pembaikan kenderaan bermotor dan motosikal, Pengangkutan & penyimpanan, Aktiviti perkhidmatan makanan & minuman dan penginapan, Maklumat & komunikasi, Aktiviti kewangan dan insurans/takaful, Aktiviti hartanah, Aktiviti profesional, saintifik & teknikal, Aktiviti pentadbiran & khidmat sokongan, Pendidikan, Aktiviti kesihatan kemanusiaan & kerja sosial, Kesenian, hiburan & rekreasi, dan Aktiviti perkhidmatan lain.

- Bekalan elektrik, gas, wap & pendingin udara** adalah ditakrifkan sebagai aktiviti pembekalan tenaga elektrik, gas asli, wap, air panas dan seumpamanya melalui satu infrastruktur (rangkaian) tetap bagi talian, saluran utama dan paip. Dimensi rangkaian ini tidak dapat ditentukan; juga termasuk pengagihan elektrik, gas, wap, air panas dan seumpamanya di kawasan perindustrian atau bangunan tempat kediaman. Oleh itu, seksyen ini termasuk operasi utiliti elektrik dan gas yang menjana, mengawal dan mengagih tenaga elektrik atau gas. Ini juga termasuk bekalan wap dan pendinginan udara elektrik;
- Bekalan air; pembentungan, pengurusan sisa & aktiviti pemulihan** meliputi aktiviti yang berkaitan dengan pengurusan sisa termasuk pungutan, perawatan & pelupusan seperti sisa terjadual, sisa pepejal & air sisa daripada perindustrian dan isi rumah, termasuk juga pemulihan bahan & tapak yang

tercemar. Hasil sisa daripada proses perawatan boleh dilupus atau menjadi input kepada proses pengeluaran yang lain. Aktiviti yang berkaitan dengan perawatan dan bekalan air juga dimasukkan dalam sektor ini;

- iii. **Perdagangan borong & runcit, pembaikan kenderaan bermotor dan motosikal** termasuk jualan borong dan jualan runcit (iaitu jualan tanpa proses transformasi) apa-apa jenis barangan dan perkhidmatan berkaitan dengan jualan barang. Penjualan borong & runcit adalah langkah terakhir dalam pengedaran barangan. Pembaikan kenderaan bermotor dan motosikal juga termasuk di dalam seksyen ini;
- iv. **Pengangkutan & penyimpanan** meliputi pertubuhan yang menyediakan perkhidmatan darat, pengangkutan muatan melalui jalan raya, pengangkutan darat lain, pengangkutan air, penggudangan dan aktiviti sokongan seperti pengoperasian terminal, tempat letak kereta, pengoperasian lebuh raya, pengoperasian pelabuhan, pengendalian kargo/pemungghahan, agensi perkapalan & penghantaran serta lain-lain aktiviti sokongan perkhidmatan pengangkutan;
- v. **Penginapan dan aktiviti perkhidmatan makanan & minuman** termasuk penginapan jangka masa pendek untuk pelawat dan pengembara dan penyediaan makanan dan minuman untuk penggunaan segera. Jumlah dan jenis perkhidmatan tambahan yang disediakan di dalam seksyen ini adalah meluas kepelbagaiannya;
- vi. **Maklumat & komunikasi** terdiri daripada aktiviti penerbitan wayang gambar, video & program televisyen, rakaman bunyi & penerbitan muzik, aktiviti pemrograman & penyiaran, perkhidmatan telekomunikasi, pengaturcaraan komputer, perundingan & aktiviti yang berkaitan dan aktiviti perkhidmatan maklumat;
- vii. **Aktiviti kewangan dan insurans/takaful** adalah meliputi aktiviti perantaraan kewangan; aktiviti perantaraan kewangan lain dan aktiviti sokongan kepada perkhidmatan kewangan; aktiviti insurans/takaful, insurans/takaful semula dan tabungan pencen & hemat; dan aktiviti sokongan kepada insurans/takaful dan tabungan pencen;
- viii. **Aktiviti hartanah** termasuk tindakan seperti pemberi pajak, agen dan/atau broker di dalam satu atau lebih daripada yang berikut: penjualan atau pembelian hartanah, penyewaan hartanah, penyediaan perkhidmatan hartanah lain seperti penilaian hartanah, pengurusan hartanah atau bertindak sebagai agen hartanah eskrow. Aktiviti dalam bahagian ini mungkin dijalankan di atas hartanah milikan sendiri atau pajakan dan mungkin berlaku atas dasar bayaran atau kontrak. Termasuk juga pembangunan struktur, berserta mengekalkan hak milik atau pajakan bagi struktur tersebut;
- ix. **Aktiviti profesional, saintifik & teknikal** termasuk aktiviti profesional khusus, saintifik & teknikal yang memerlukan tahap latihan yang tinggi dan

menjadikan pengetahuan dan kemahiran khusus tersedia kepada pengguna. Aktiviti yang dijalankan termasuk aktiviti guaman & perakaunan, aktiviti ibu pejabat, aktiviti perundingan pengurusan, aktiviti arkitek & kejuruteraan, ujian & analisis teknikal, penyelidikan & pembangunan saintifik, pengiklanan & penyelidikan pasaran, profesional lain, aktiviti saintifik & teknikal dan aktiviti veterinar;

- x. **Aktiviti pentadbiran & khidmat sokongan** termasuk pelbagai aktiviti yang menyokong operasi am perniagaan meliputi aktiviti sewaan & pajakan, aktiviti pekerjaan, agensi pengembaraan, operator pelancongan & aktiviti perkhidmatan penempahan lain, aktiviti keselamatan & penyiasatan, aktiviti perkhidmatan bangunan & landskap dan pentadbiran pejabat dan aktiviti sokongan pejabat & perniagaan lain;
- xi. **Pendidikan** merujuk kepada pertubuhan yang menyediakan perkhidmatan pelajaran akademik, vokasional dan perdagangan. Aktiviti yang diliputi dalam kumpulan ini ialah pendidikan prasekolah & pendidikan rendah, pendidikan menengah, pendidikan tinggi, pendidikan lain dan perkhidmatan sokongan lain;
- xii. **Aktiviti kesihatan kemanusiaan & kerja sosial** termasuk peruntukan bagi aktiviti kesihatan dan kerja sosial. Termasuk pelbagai jenis aktiviti bermula daripada penjagaan kesihatan yang disediakan oleh profesional perubatan terlatih di hospital dan kemudahan lain sehinggalah kepada aktiviti rumah penjagaan dan aktiviti penjagaan kesihatan kepada kerja sosial tanpa penglibatan profesional dalam penjagaan kesihatan;
- xiii. **Kesenian, hiburan & rekreasi** termasuk pelbagai aktiviti bagi memenuhi minat orang awam dalam aktiviti kebudayaan, hiburan & rekreasi meliputi persembahan secara langsung, operasi muzium, perjudian, sukan dan aktiviti rekreasi; dan
- xiv. **Aktiviti perkhidmatan lain** termasuk aktiviti keahlian organisasi, membaiki komputer dan barangan persendirian dan isi rumah dan pelbagai aktiviti perkhidmatan persendirian yang tidak diliputi dalam mana-mana klasifikasi MSIC.

## 7.8 Kategori Aktiviti Ekonomi

Aktiviti ekonomi bagi data survei mulai suku pertama 2018 dikumpul dan diklasifikasi mengikut MSIC 2018 Versi 1.0 berasaskan ISIC *Revision 4*. Industri dikategorikan kepada lima (5) sektor utama iaitu Pertanian, Perlombongan & Pengkuarian, Pembuatan, Pembinaan dan Perkhidmatan. Manakala sektor Pembuatan dan Perkhidmatan dibahagikan kepada subsektor penerbitan seperti berikut:

SEKTOR	SUBSEKTOR
Pertanian	
Perlombongan & Pengkuarian	
Pembuatan	<ol style="list-style-type: none"> <li>1. Pembuatan makanan, minuman &amp; produk tembakau</li> <li>2. Produk tekstil, pakaian &amp; kulit</li> <li>3. Produk kayu, perabot, keluaran kertas &amp; percetakan</li> <li>4. Produk petroleum, kimia, getah &amp; plastik</li> <li>5. Produk mineral bukan logam, logam asas &amp; produk logam yang direka</li> <li>6. Produk elektrik, elektronik &amp; optikal</li> <li>7. Peralatan pengangkutan, pembuatan lain &amp; pembaikan</li> </ol>
Pembinaan	
Perkhidmatan	<ol style="list-style-type: none"> <li>1. Perdagangan borong &amp; runcit</li> <li>2. Makanan &amp; minuman dan penginapan</li> <li>3. Pengangkutan &amp; penyimpanan</li> <li>4. Maklumat &amp; komunikasi</li> <li>5. Kewangan, insurans, hartanah &amp; perkhidmatan perniagaan</li> <li>6. Perkhidmatan lain</li> </ol>

## 7.9 Kategori pekerjaan

Pekerjaan dikelaskan mengikut Piawaian Pengelasan Pekerjaan Malaysia (MASCO) 2020 berasaskan *International Standard Classification of Occupation 2008* (ISCO-08). Klasifikasi ini ditambah baik selaras dengan transformasi proses kerja, bidang pengkhususan suatu tugas dan kemahiran yang lebih kompleks dan dinamik. Pekerjaan dikategorikan kepada sembilan (9) kategori seperti berikut:

- 7.9.1 Pengurus** adalah mereka yang membuat keputusan dan mengambil bahagian dalam penentuan dasar organisasi, merancang, menyusun dan mengarah dalam pentafsiran dan pelaksanaan dasar. Tugas mereka melibatkan tanggungjawab penyusunan keseluruhan organisasi atau untuk satu atau lebih jabatan di dalam sesebuah organisasi.
- 7.9.2 Profesional** ialah mereka yang menjalankan penyelidikan dan menggunakan secara profesional pengetahuan dan kaedah saintifik terhadap penyelesaian pelbagai masalah teknologi, ekonomi, sosial, perindustrian dan kerajaan. Istilah ini pada umumnya digunakan kepada mereka yang mempunyai kelayakan profesional untuk menjalankan tugas-tugas mereka. Contoh pekerjaan dalam kategori ini ialah peguam, akauntan dan jurutera.

- 7.9.3 Juruteknik dan profesional bersekutu** melakukan tugas teknikal dan tugas yang berkaitan dengan penyelidikan dan aplikasi konsep sains atau seni dan kaedah operasi dan peraturan perniagaan. Termasuk dalam kategori ini ialah mereka yang biasanya bekerja di bawah arahan dan penyeliaan profesional seperti juruteknik makmal, juruteknik kawalan kualiti dan ketua fomen. Mereka mengawal, menyelia dan menyelaraskan kegiatan pekerja di bawah seliaan mereka.
- 7.9.4 Pekerja sokongan perkeranian** menjalankan kerja-kerja merekod, mengurus, menyimpan dan mendapatkan maklumat yang berkaitan dan menjalankan tugas-tugas perkeranian berhubung dengan operasi pentadbiran, pengendalian wang, urusan perjalanan, permintaan maklumat dan janji temu. Termasuk dalam kategori ini ialah kerani, kerani akaun, jurutaip, jurutrengkas, pegawai khidmat pelanggan, setiausaha dan kerani stor.
- 7.9.5 Pekerja perkhidmatan dan jualan** adalah mereka yang menyediakan perkhidmatan peribadi berkaitan dengan perjalanan, pengemasan, katering, penjagaan diri atau perlindungan dari kebakaran dan undang-undang yang berkaitan atau menunjuk cara dan menjual barangan di kedai borong atau runcit dan pertubuhan seumpamanya termasuk di gerai dan pasar. Contoh pekerjaan dalam kategori ini adalah jurujual di kedai dan pasar dan pembantu jualan di kedai.
- 7.9.6 Pekerja mahir pertanian, perhutanan, penternakan dan perikanan** adalah mereka yang menanam dan menuai tanaman ladang atau pokok-pokok renek dan mengumpul buah-buahan, herba dan tanaman liar; menternak, menjaga atau memburu haiwan dan mengeluarkan pelbagai produk ternakan; menanam, memulihara dan mendapatkan hasil hutan; membiak baka atau menangkap ikan; dan memelihara atau mengumpul pelbagai hidupan akuatik lain. Contoh pekerja kategori ini ialah penanam tanaman ladang, pembalok, penanam sayur-sayuran dan pembiak baka haiwan ternakan.
- 7.9.7 Pekerja kemahiran dan pekerja pertukangan yang berkaitan** adalah mereka yang mengaplikasikan pengetahuan dan kemahiran khusus dalam bidang perlombongan dan pembinaan, penempaan logam dan mendirikan struktur logam; membuat, melaras, menyelenggara dan membaiki pulih jentera, kelengkapan atau peralatan; menjalankan kerja percetakan; dan mengeluarkan atau memproses barang makanan, tekstil atau kayu, logam dan barangan lain termasuk barang kraftangan. Contoh pekerja kategori ini ialah pembina rumah, tukang kayu dan mekanik.
- 7.9.8 Operator mesin dan loji, dan pemasang** adalah mereka yang mengendalikan dan mengawasi jentera dan kelengkapan perindustrian dan pertanian; memandu dan mengendalikan kereta api, kenderaan bermotor, jentera dan kelengkapan bergerak; atau memasang bahagian komponen produk mengikut spesifikasi dan prosedur yang ketat. Contoh pekerja

kategori ini ialah pelombong dan pekerja kuari, pemasang jentera mekanikal, pemandu dan kelasi kapal.

- 7.9.9 Pekerja asas** adalah mereka yang menjalankan tugas yang mudah, rutin dan tidak sistematik yang biasanya memerlukan penggunaan perkakas tangan atau dengan sokongan mesin yang mudah dan memerlukan tenaga fizikal yang banyak. Contoh pekerja kategori ini ialah pekerja pembersihan, penghantar surat dan buruh pembinaan, pertanian, perhutanan, penternakan dan perikanan.

## 8.0 Kategori Kemahiran

Bagi tujuan pelaporan, kategori pekerjaan telah dikelaskan semula kepada tiga (3) tahap kemahiran seperti berikut:

KEMAHIRAN	MASCO 2020
Mahir	1. Pengurus 2. Profesional 3. Juruteknik dan profesional bersekutu
Separuh Mahir	4. Pekerja sokongan perkeranian 5. Pekerja perkhidmatan dan jualan 6. Pekerja mahir pertanian, perhutanan, penternakan, dan perikanan 7. Pekerja kemahiran dan pekerja pertukangan yang berkaitan 8. Operator mesin dan loji, dan pemasang
Berkemahiran Rendah	9. Pekerja asas

## 8. PENSAMPELAN

Reka bentuk pensampelan bagi survei ini adalah pensampelan rawak strata satu peringkat. Kategori industri diklasifikasi sebagai strata manakala pertubuhan sebagai unit pensampelan. Setiap strata telah dibentuk kepada beberapa sub-strata untuk memastikan sampel yang diagihkan mengambil kira ciri-ciri ekonomi industri tersebut.

Sub-strata utama bersifat heterogen diliputi secara penuh, manakala sub-strata selainnya yang bersifat homogen dipilih secara rawak. Saiz sampel survei perlu mewakili populasi mengikut keperluan peringkat analisis yang ditetapkan. Saiz sampel survei ini telah mengambil kira elemen berikut:

- Kadar respons survei lepas;
- Jumlah jawatan diisi sebagai pemboleh ubah penentu;
- Peringkat reka bentuk pensampelan; dan
- Ralat maksimum yang disasarkan.

Faktor yang dipertimbangkan bagi memuktamadkan saiz sampel adalah kos, masa dan sumber manusia. Agihan saiz sampel survei mengikut sektor bagi tahun 2022 hingga 2025 adalah seperti berikut:



SEKTOR	2022	2023	2024	2025
Pertanian	631	616	640	781
Perlombongan & Pengkuarian	265	203	222	263
Pembuatan	3,683	4,431	4,533	4,570
Pembinaan	876	1,001	896	1,134
Perkhidmatan	6,607	6,690	6,633	6,692
<b>Jumlah</b>	<b>12,062</b>	<b>12,941</b>	<b>12,924</b>	<b>13,440</b>

## 9. PROSEDUR PENGANGGARAN

Anggaran jawatan diisi berdasarkan rangka pensampelan mengikut industri digunakan sebagai penanda aras dalam penyediaan statistik guna tenaga. Wajaran yang disediakan disesuaikan untuk bilangan sampel tidak respons. Imputasi juga dibuat bagi aktiviti ekonomi yang tidak diliputi dalam survei ini.

## 10. STATISTIK GUNA TENAGA

Statistik yang dilaporkan dalam penerbitan ini diperoleh daripada Survei Guna Tenaga Suku Tahunan. Statistik guna tenaga dari aspek penawaran buruh juga boleh diperoleh daripada survei isi rumah. Walau bagaimanapun, liputan dan skop serta konsep, definisi dan metodologi survei yang digunakan adalah berbeza berbanding Survei Guna Tenaga Suku Tahunan.

## 11. PEMBUNDARAN

Hasil tambah bagi sesuatu kategori mungkin berbeza dengan jumlah besar tertera di dalam jadual kerana pembundaran secara bebas.

## 12. NOTA, SIMBOL DAN SINGKATAN

**&** dan

**dll** dan lain-lain

**%** peratus

**p** statistik awalan

**r** pindaan

**ST** Suku Tahun

**-** kosong/tiada

**0.0** kurang daripada setengah unit terkecil yang ditunjukkan; misalnya kurang daripada 0.05 peratus

## 1. INTRODUCTION

The Quarterly Employment Survey is conducted to collect information on labour demand for all economic sectors in Malaysia. Statistics obtained through this survey are the number of jobs, filled jobs, vacancies and jobs created by economic activity and category of skill. The statistics is one of the inputs in the planning and formulation of the country's human capital development policy.

## 2. LEGAL PROVISIONS

The survey is conducted under the provisions of the Statistics Act 1965 (Revised - 1989). Section 5 of this Act requires any establishment operating in Malaysia to provide actual information or best estimate to the Department of Statistics Malaysia (DOSM). Under this Act, the content of the questionnaire is confidential and only aggregated figures are published. Meanwhile, Section 7 under the same Act provides fine to respondents who fail to cooperate to the conducted survey.

## 3. SCOPE AND COVERAGE

The Quarterly Employment Survey is implemented using establishment approach, covering establishments in the category of large, medium, small and micro. Industry coverage is based on Malaysia Standard Industrial Classification (MSIC) 2008 Version 1.0 which was adopted from the International Standard Industrial Classification (ISIC) Revision 4 issued by the United Nations. The industry is divided into five (5) sectors namely Agriculture, Mining & Quarrying, Manufacturing, Construction and Services with the breakdown as follows:

SECTOR	SECTIONS	DESCRIPTIONS
Agriculture	A	Agriculture, forestry and fishing
Mining & Quarrying	B	Mining and quarrying
Manufacturing	C	Manufacturing
Construction	F	Construction
Services	D	Electricity, gas, steam & air conditioning supply
	E	Water supply; sewerage, waste management & remediation activities
	G	Wholesale & retail trade; repair of motor vehicles and motorcycles
	H	Transportation & storage
	I	Accommodation and food service activities
	J	Information & communication
	K	Financial and insurance activities
	L	Real estate activities
M	Professional, scientific & technical activities	
N	Administrative & support service activities	

SECTOR	SECTIONS	DESCRIPTIONS
Services (cont'd)	O	Public administration and defence; compulsory social security
	P	Education
	Q	Human health & social work activities
	R	Arts, entertainment & recreation
	S	Other service activities
	T	Activities of households as employers; undifferentiated goods and services producing activities of households for own use
	U	Activities of extraterritorial organizations & bodies

*This survey covers all economic activities except Activities of households as employers; undifferentiated goods and services producing activities of households for own use; and Activities of extraterritorial organizations and bodies. Labour demand information for Financial and insurance/takaful activities was also collected through Monthly Report on Labour Market Statistics (RLMS) conducted by Central Bank of Malaysia (BNM).*

#### **4. REFERENCE PERIOD**

*This survey is conducted on a quarterly basis with reference to the prior quarterly information. This publication reported annually (2021 - 2024) and quarterly statistics (Q1 2022 - Q1 2025).*

#### **5. METHOD OF COLLECTING INFORMATION**

*Operation of collecting information is online using e-survey mode. Respondents who did not respond to e-survey also have the option of sending questionnaires via email, post or fax modes. Field enumeration and interviews via telephone calls conducted by interviewers from State Offices of DOSM if no response received.*

#### **6. REPORTING UNIT**

*The reporting unit used in the survey was the establishment. An establishment is defined as “an economic unit engaged in one activity, under a single legal entity and operating in a single physical location”. Each establishment was assigned an industry classification based on its principal activity. In the case of a multi-activity entity, units engaged in separate activities in the same location constituted distinct establishments. Thus, each branch of a multi-branch organization at a different location was conceptually treated as a different establishment. The establishment was requested to give separate returns for each activity in terms of value. However, in practice, the records were centrally kept such that it was not possible to obtain separate data for each individual unit or branch. The entity or enterprise was treated as a single reporting unit and allowed to submit a consolidated questionnaire covering all the units or branches.*

## 7. CONCEPTS AND DEFINITIONS

### 7.1 Jobs

*Jobs refer to the total labour required by establishments to produce goods and services at a given point in time, which comprised of filled jobs and vacancies.*

### 7.2 Filled Jobs

*Filled jobs refer to the persons employed at the end of each reference quarter.*

**Includes:**

- *Full-time and part-time employees;*
- *Permanent, short-term or seasonal employees;*
- *Employees paid with monthly salaries or based on hours worked;*
- *Employees on short vacation such as sick leave or annual leave; and*
- *Newly hired employees to fill the vacancy in the current quarter.*

**Full-time employees:**

*Full-time employees refer to those who usually work for **at least** six hours a day and 20 days a month.*

**Part-time employees:**

*Part-time employees refer to those who usually work for **less** than six hours a day and/or less than 20 days a month.*

**Excludes:**

- *Proprietors and partners of unincorporated businesses;*
- *Unpaid family workers;*
- *Employees on strike during the quarter;*
- *Employees on unpaid leave during the entire quarter; and*
- *Employees provided by other agencies such as subcontractors and consultants.*

### 7.3 Vacancies

*Vacancies refer to unfilled jobs at the end of each reference quarter. A specific job is considered empty if it meets the following criteria:*

- *A specific job exists and ready to be filled. The job can be full-time/part-time, permanent, short-term or seasonal;*
- *The job could start within 30 days, if qualified candidates are available within the period; and*
- *Employers are actively seeking candidates including advertising vacancies, issuing notices, informing public or private employment agencies, or trade unions and/or will contact, interview or select the candidates who have applied.*

**Excludes:**

- *Jobs to be filled by existing employees due to internal transfers, promotions or demotions, or recall from layoffs;*
- *Starting dates for the jobs is more than 30 days;*
- *Hiring has been made to fill in the jobs, but the employees have not reported for work; and*
- *Jobs to be filled by employees provided by other agencies such as subcontractors and consultants.*

#### 7.4 Jobs Created

*Jobs created refer to jobs created in an organisation which were not previously available, including newly created service schemes, jobs created for the promotion of existing employees and increase in the number of jobs from existing structure.*

#### 7.5 Rate of Filled Jobs

*The rate of filled jobs refers to the total filled jobs from the total jobs. The simple calculation is as follows:*

$$\text{Rate of Filled Jobs} = \frac{\text{Total Filled Jobs}}{\text{Total Jobs}} \times 100$$

#### 7.6 Rate of Vacancy

*The rate of vacancies refers to unfilled jobs from the total jobs. The simple calculation is as follows:*

$$\text{Rate of Vacancies} = \frac{\text{Total Vacancies}}{\text{Total Jobs}} \times 100$$

#### 7.7 Industry

*Industry is classified according to the MSIC 2008 Version 1.0 based on ISIC Revision 4. Industries are categorised into five (5) sectors namely Agriculture, Mining & Quarrying, Manufacturing, Construction and Services.*

**7.7.1 Agriculture** *comprising the activities of growing; breeding and rearing of animals and production of animal products; felling of trees and other plants; as well as capture fishery and aquaculture includes the use/utilisation of plants/vegetal and animals natural resources.*

**7.7.2 Mining & Quarrying** *includes the extraction of minerals occurring naturally as solids (coal and ores), liquids (petroleum) or gases (natural gas). Extraction can be executed by different methods such as underground or surface mining, well operation, seabed mining, etc.*

**7.7.3 Manufacturing** *includes the physical or chemical transformation of materials, substances or components into new products, whether the work is performed by power-driven machines or by hand, whether it is done in a factory or in the worker's home and whether the products are sold at wholesale or retail. Substantial alteration, renovation or reconstruction of goods is generally considered to be manufacturing.*

**The Manufacturing sub-sector consists of seven (7) activities namely:**

- *Food processing, beverages & tobacco products;*
- *Textiles, wearing apparel & leather products;*
- *Wood products, furniture, paper products & printing;*
- *Petroleum, chemical, rubber & plastic products;*
- *Non-metallic mineral products, basic metal & fabricated metal products;*
- *Electrical, electronic & optical products; and*
- *Transport equipment, other manufacturing & repair.*

**7.7.4 Construction** includes general construction and specialized construction activities for buildings and civil engineering works. It consists of new construction, alteration, repair and demolition. Installation of any machinery or equipment which is built-in at the time of the original construction is included, as well as installation of machinery or equipment after the original construction but which requires structural alteration in order to install.

**7.7.5 Services** related to Electricity, gas, steam & air conditioning supply, Water supply; sewerage, waste management & remediation activities, Wholesale & retail trade; repair of motor vehicles and motorcycles, Transportation & storage, Accommodation and food service activities; Information & communication; Financial and insurance/takaful activities; Real estate activities; Professional, scientific & technical activities; Administrative & support service activities; Education; Human health & social work activities; Arts, entertainment & recreation; and Other service activities.

- i. Electricity, gas, steam & air conditioning supply** are defined as the activity of providing electric power, natural gas, steam, hot water and the like through a permanent infrastructure (network) of lines, mains & pipes. The dimension of the network is not decisive; also included are the distribution of electricity, gas, steam, hot water and the like in industrial parks or residential buildings. This section therefore includes the operation of electric & gas utilities, which generate, control and distribute electric power or gas. Also included is the provision of steam & air-conditioning supply;
- ii. Water supply; sewerage, waste management & remediation activities** comprised of activities related to waste management including collection, treatment & disposal such as scheduled waste, solid waste & waste water from industrial and household, including recovery materials & contaminated sites. The waste from the treatment process can be disposed off or used as input for other production process. Related activities in water treatment and supply are also included in this sector;
- iii. Wholesale & retail trade; repair of motor vehicles & motorcycles** encompass of wholesale & retail sale (i.e. sale without transformation) of any type of goods, and rendering services incidental to the sale of merchandise. Also included repair of motor vehicles and motorcycles;
- iv. Transportation & storage** covers establishments that provide ground services, freight transportation by road, other land transportation, warehousing, and support activities such as terminal operation, parking, highway operation, port operation, cargo handling/unloading, shipping & shipping agencies, as well as other transportation service support activities.
- v. Accommodation and food service activities** refers to the provision of short-term accommodation for visitors and other travellers and the provision of complete meals and drinks fit for immediate consumption. The amount and type of supplementary services provided within this section can vary widely.

- vi. **Information & communication** comprised of motion picture, video & television program production, sound recording & music publishing activities, programming & broadcasting activities, telecommunication services, computer programming, consultancy & related activities and information services activities;*
- vii. **Financial and insurance/takaful activities** include monetary intermediation activities; other monetary intermediation activities and activities auxiliary to financial services; insurance/takaful, reinsurance/retakaful and pension & provident funding activities; and activities auxiliary to insurance/takaful and pension funding;*
- viii. **Real estate activities** include acting as lessors, agents and/or brokers in one or more of the following: selling or buying real estate, renting real estate, providing other real estate services such as appraising real estate, property management or acting as real estate escrow agents. Activities in this division may be carried out on own or leased property and may be done on a fee or contract basis. Also included is the building of structures, combined with maintaining ownership of leasing of such structures;*
- ix. **Professional, scientific & technical activities** include specialised professional, scientific & technical activities which require a high degree of expertise and training, and specialised knowledge and skills available to users. Activities performed include legal & accounting activities, activities of head offices, management consultancy activities, architecture & engineering activities, technical testing & analysis, scientific research & development, advertising & market research, other professional, scientific & technical activities and veterinary activities;*
- x. **Administrative & support service activities** include a variety of activities that support general business operations including rental & leasing activities, employment activities, travel agency, tour operator & other reservation service activities, security & investigation activities, services to building & landscape activities and office administrative and office support & other business support activities;*
- xi. **Education** refers to establishments that provides academic, vocational and trades education. Activities covered by this group includes pre-primary & primary education, secondary education, higher education, other education and educational support services;*
- xii. **Human health & social work activities** include the provision of health and social work activities. Activities include a wide range of activities, starting from health care provided by trained medical professional in hospitals and other facilities, over residential care activities that still involve a degree of health care activities to social work activities without any involvement of health care professionals;*

**xiii. Arts, entertainment & recreation** include wide range of activities to meet varied cultural, entertainment & recreational interests of the general public, including live performances, operation of museum sites, gambling, sport and recreation activities; and

**xiv. Other service activities** include activities of membership organisations, repair of computers and personal and household goods and a variety of personal service activities not covered elsewhere in the MSIC.

## 7.8 Category of economic Activity

Economic activities for survey data beginning the first quarter 2018 were collected and compiled according to the MSIC 2008 Version 1.0 based on ISIC Revision 4. Industries are categorised into five (5) main sectors namely Agriculture, Mining & Quarrying, Manufacturing, Construction and Services. While Manufacturing and Services further classified into subsectors with the breakdown as follows:

SECTOR	SUBSECTOR
Agriculture	
Mining & Quarrying	
Manufacturing	1. Food processing, beverages & tobacco products
	2. Textiles, wearing apparel & leather products
	3. Wood products, furniture, paper products & printing
	4. Petroleum, chemical, rubber & plastic products
	5. Non-metallic mineral products, basic metal & fabricated metal products
	6. Electrical, electronic & optical products
	7. Transport equipment, other manufacturing & repair
Construction	
Services	1. Wholesale & retail trade
	2. Food & beverages and accommodation
	3. Transportation & storage
	4. Information & communication
	5. Finance, insurance, real estate & business services
	6. Other services

## 7.9 Occupation category

Occupation is classified according to Malaysia Standard Classification of Occupations (MASCO) 2020 which is based on the International Standard Classification of Occupations 2008 (ISCO-08). This classification was improved in line with the transformation of work process, areas of specialization as well as the complexity and dynamics in skills and tasks. The occupation is categorized into nine (9) categories as follows:

- 7.9.1** ***Managers** are those who decide or participate in formulating the policy of the organisation, plan, organise and direct the interpretation and execution of policies. Their work involves the responsibility for their organisation as a whole or for one or more departments of an organisation.*
- 7.9.2** ***Professionals** are those who conduct research and apply in a professional capacity scientific knowledge and methods to a variety of technological, economic, social, and industrial problems. The term applies generally to a person who is required to hold a professional qualification to practice. Example of occupations in the category are lawyers, accountants and engineers.*
- 7.9.3** ***Technicians and associate professionals** group perform technical and related tasks connected with research and the application of scientific or artistic concepts and operational methods and business regulations. Included under this category are those usually worked under the direction and supervision of professionals such as laboratory technicians, quality control technicians and chief foremen. They control and coordinate the activities of the workers under their supervision.*
- 7.9.4** ***Clerical support workers** perform tasks record, organise, store and retrieve related information and perform clerical duties especially in connection with administrative operations, handling money, travel arrangements and requests for information and appointments. Included in this category are clerks, accounting clerks, typists, stenographers, customer service officers, secretaries and storekeepers.*
- 7.9.5** ***Service and sales workers** are those who provide personal services related to travel, housekeeping, catering, personal care or protection against fire and unlawful acts or demonstrate and sell goods in wholesale or retail shops and similar establishments as well as at stalls and markets. Examples of employees in this category are stall and market salesperson and shop sales assistant.*
- 7.9.6** ***Skilled agricultural, forestry, livestock and fishery workers** are those who grow and harvest field or tree and shrub crops, gather wild fruit, herbs and vegetables, breed, tend or hunt animals, produce a variety of animal husbandry products, cultivate, conserve and gather other forms of aquatic life. Examples of employees in this category are field crop growers, logger, vegetable growers and breeder of livestock.*
- 7.9.7** ***Craft and related trades workers** are those who apply their specific knowledge and skills in the fields of mining and construction, metal forming and erect metal structures; make, fit, maintain and repair machinery, equipment or tools; carry out printing work; and produce or process foodstuffs, textiles or wooden, metal and other articles including handicraft goods. Examples of employees in this category are house builder, carpenter and mechanics.*

**7.9.8 Plant and machine operators and assemblers** are those who operate and monitor industrial and agricultural machinery and equipment, drive and operate trains, motor vehicles and mobile machinery and equipment or assemble product component parts according to strict specifications and procedures. Examples for this category are miners and quarry workers, mechanical machinery assemblers, drivers and ships' deck crews.

**7.9.9 Elementary workers** are those who perform simple, routine and non-systematic tasks which mainly require the use of handhold tools or with the assistance of simple machines and in some cases considerable physical effort. Examples for this category are cleaners, dispatch rider and construction, agricultural, forestry, livestock and fishery labourer.

## 8.0 Category of Skills

For reporting purpose, the category of occupation is regrouped into three (3) levels of skills as follows:

SKILLS	MASCO 2020
Skilled	1. Managers 2. Professionals 3. Technicians and associate professionals
Semi-skilled	4. Clerical support workers 5. Service and sales workers 6. Skilled agricultural, forestry, livestock and fishery workers 7. Craft and related trades workers 8. Plant and machine operators and assemblers
Low-skilled	9. Elementary occupations

## 8. SAMPLING DESIGN

The sampling design for this survey is stratified single-stage random sample. The industry category is classified as strata while the establishment is classified as the sampling unit. Each stratum has been formed into several sub-strata to ensure that the distributed samples account for the economic characteristics of the industry.

The primary sub-strata which was heterogeneous was assigned full coverage, while other sub-stratas which was homogeneous was randomly selected. The size of the sample must represent the population according to the requirement of the level of analysis stated. The sample size of the survey has taken into consideration the following elements:

- i. Response rates of the previous survey;
- ii. Number of filled jobs as the variable of interest;
- iii. Level of sampling design; and
- iv. The maximum desired error.

The factors considered to finalise the sample size are cost, time and human resources. The survey sample size distributions by sector for 2022 to 2025 are as follows:

SECTOR	2022	2023	2024	2025
Agriculture	631	616	640	781
Mining & Quarrying	265	203	222	263
Manufacturing	3,683	4,431	4,533	4,570
Construction	876	1,001	896	1,134
Services	6,607	6,690	6,633	6,692
<b>Total</b>	<b>12,062</b>	<b>12,941</b>	<b>12,924</b>	<b>13,440</b>

## 9. ESTIMATION PROCEDURE

The estimation of filled jobs was based on industrial sampling frames by industry used as benchmarks in the provision of employment statistics. The weights provided were adjusted in accordance with the number of non-response samples. Imputation is made for the economic activity which was not covered in this survey.

## 10. EMPLOYMENT STATISTICS

The statistics published in this report is obtained from the Quarterly Employment Survey. The employment statistics based on labour supply is available from household surveys. However, the scope and coverage as well as the concepts, definitions and survey methodology adopted are different compared to the Quarterly Employment Survey.

## 11. ROUNDING OF ESTIMATES

The sum of a category may differ from the total number shown in the table due to independent rounding.

## 12. NOTES, SYMBOL AND ABBREVIATION

**&** and

**etc** et cetera

**%** per cent

**p** preliminary statistics

**r** revision

**Q** Quarter

- empty/not available

**0.0** less than half the smallest units shown; for example less than 0.05 per cent

**PENERBITAN INI BOLEH JUGA DIPEROLEH DI JABATAN PERANGKAAAN NEGERI SEPerti BERIKUT:  
THIS PUBLICATION IS ALSO AVAILABLE AT THE FOLLOWING STATE DEPARTMENT OF  
STATISTICS AS FOLLOWS:**

Pengarah,  
Jabatan Perangkaan Malaysia Negeri Johor,  
Tingkat 14, Menara Tabung Haji,  
Jalan Air Molek,  
80000 Johor Bahru, Johor.  
Tel. : 07 225 3700  
Faks : 07 224 9972  
E-mel : jpjohor@dosm.gov.my

Pengarah,  
Jabatan Perangkaan Malaysia Negeri Kedah,  
Aras 1, Zon C, Wisma Persekutuan,  
Pusat Pentadbiran Kerajaan Persekutuan,  
Bandar Muadzam Shah,  
06550 Anak Bukit, Alor Setar, Kedah.  
Tel. : 04 700 1240  
Faks : 04 733 8412  
E-mel : jpkedah@dosm.gov.my

Pengarah,  
Jabatan Perangkaan Malaysia Negeri Kelantan,  
Tingkat 8, Bangunan Persekutuan,  
Jalan Bayam,  
15514 Kota Bharu, Kelantan.  
Tel. : 09 741 9449  
Faks : 09 748 2142  
E-mel : jpkelantan@dosm.gov.my

Pengarah,  
Jabatan Perangkaan Malaysia Negeri Melaka,  
Aras 7 & 8, Wisma Persekutuan,  
Jalan MITC, Hang Tuah Jaya,  
75450, Ayer Keroh, Melaka.  
Tel. : 06 252 2725  
Faks : 06 252 2711  
E-mel : jpmelaka@dosm.gov.my

Pengarah,  
Jabatan Perangkaan Malaysia Negeri Sembilan,  
Tingkat 12, Wisma Persekutuan,  
Jalan Dato' Abdul Kadir,  
70000 Seremban, Negeri Sembilan.  
Tel. : 06 765 5000  
Faks : 06 765 5002  
E-mel : jpnsembilan@dosm.gov.my

Pengarah,  
Jabatan Perangkaan Malaysia Negeri Pahang,  
Tingkat 7, Bangunan Persekutuan,  
Jalan Gambut,  
25000 Kuantan, Pahang.  
Tel. : 09 516 3931/7  
Faks : 09 514 4636  
E-mel : jppahang@dosm.gov.my

Pengarah,  
Jabatan Perangkaan Malaysia Negeri Pulau Pinang,  
Tingkat 6, Bangunan Persekutuan,  
10400 Jalan Anson, Pulau Pinang.  
Tel. : 04 226 6244  
Faks : 04 229 9499  
E-mel : jppulaupinang@dosm.gov.my

Pengarah,  
Jabatan Perangkaan Malaysia Negeri Perak,  
Tingkat 3, Blok A, Bangunan Persekutuan Ipoh,  
Jalan Dato' Seri Ahmad Said (Greentown),  
30450 Ipoh, Perak.  
Tel. : 05 243 6107  
Faks : 05 255 1073  
E-mel : jpperak@dosm.gov.my

Pengarah,  
Jabatan Perangkaan Malaysia Negeri Perlis,  
Tingkat 2, 26B, KPARC,  
01000 Kangar, Perlis.  
Tel. : 04 976 7381/976 9025  
Faks : 04 976 8950  
E-mel : jpperlis@dosm.gov.my

Pengarah,  
Jabatan Perangkaan Malaysia Negeri Selangor,  
Tingkat 9, Bangunan Darul Ehsan,  
Jalan Indah, Seksyen 14,  
40000 Shah Alam, Selangor.  
Tel. : 03 5515 0200  
Faks : 03 5518 0408  
E-mel : jpselangor@dosm.gov.my

Pengarah,  
Jabatan Perangkaan Malaysia Negeri Terengganu,  
Tingkat 9, Wisma Persekutuan,  
Jalan Sultan Ismail,  
20200 Kuala Terengganu, Terengganu.  
Tel. : 09 622 3062  
Faks : 09 622 9659  
E-mel : admin\_jptrg@dosm.gov.my

Pengarah,  
Jabatan Perangkaan Malaysia Negeri Sabah,  
Tingkat 1-3, Blok C,  
Kompleks Pentadbiran Kerajaan Persekutuan Sabah,  
Jalan UMS, Beg Berkunci No. 2046,  
88999 Kota Kinabalu, Sabah.  
Tel. : 08 484 602  
Faks : 08 484 659  
E-mel : jpsabah@dosm.gov.my

Pengarah,  
Jabatan Perangkaan Malaysia Negeri Sarawak,  
Tingkat 7 & 8, Bangunan Tun Datuk Patinggi  
Tuanku Haji Bujang, Jalan Simpang Tiga,  
93514 Kuching, Sarawak.  
Tel. : 08 240 287  
Faks : 08 242 609  
E-mel : sarawak@dosm.gov.my

Pengarah,  
Jabatan Perangkaan Malaysia  
Wilayah Persekutuan,  
Tingkat 14 & 15, Wisma FGV,  
Jalan Raja Laut,  
50350 Kuala Lumpur.  
Tel. : 03 2267 2400  
Faks : 03 2691 0639  
E-mel : dosmwp@dosm.gov.my